

Rife – Crane – Johnson Letters

PULSED TECHNOLOGIES



www.PulsedTech.ro



Jimmie Holman



Paul Dorneanu

The papers, correspondence and notes of Royal Rife, Milbank Johnson, John Crane and associates have given us a wealth of insight into the history and mindsets of what occurred in the years of the original Rife Research Laboratory and subsequent related activities up until the early or mid-90s

Jimmie Holman & Paul Dorneanu of Pulsed Technologies would like to make part of their personal archives available to those personally interested in this area of research in hopes inspiration and details can be gleaned and likewise contributed by others.


Because these documents were collected and assembled from numerous sources, occasionally duplicates of varying quality exist. Some pages are out of order but typically grouped with associated pages. Much more time is needed to sort and process and this will be done as time permits.

The volume of documents contained here-in make it is impractical to make printed versions available. This package may be distributed freely for non commercial use if kept intact, in its entirety, including credits and notes.

Paul & Jimmie hope you enjoy and get as much out of these documents as they have in collecting, preparing and sharing them with you.

Provided by: Jimmie Holman & Paul Dorneanu
Pulsed Technologies Research - www.PulsedTech.RO
March 2009

Will have to be made into documents by years



MILBANK JOHNSON. M.D.
PACIFIC MUTUAL LIFE BLDG.
LOS ANGELES, CALIFORNIA

October 8, 1935

My dear Dr. Rife,

We are about ready to begin our clinical work with the new Rife Ray Machine which seems to be a great success. It has much greater power and penetration than the original which we used last summer.

There are many improvements in this machine which are possible through the great improvements made in radio technique. There is not a moving part, for example, in our new machine and hence we expect it to have a much longer life with harder usage.

We believe it wise to protect the members of the Committee and the physicians from suits for damages. Your Chairman, therefore, has had prepared by experienced lawyers two forms of release which I am submitting to you for your suggestions or approval. Kindly read them over very carefully. Consult any attorney you please if you so desire, and return them to me as promptly as possible as we are about ready to start.

We have tested the machine out very thoroughly both on animals and on cultures, and so far as we can see, it leaves nothing to be desired.

Hoping that you will examine and return the releases to me with your comments as quickly as possible, I am

Your very sincerely,



Chairman

Special Medical Research Committee
of the University of Southern
California
President Pasadena
A.M.A.


Dr. Royal Raymond Rife
2500 Chatsworth Boulevard
San Diego, California

Dave

Note: in examining this document, compared with others, I suspect this may be the source of some of the confusion of Dr. Johnson's "credentials". I have good reason to believe this is one of the documents provided to Lynes in the 80s directly by John Crane


- 1. With few exceptions Dr. Johnson used his private practice letterhead with the Pacific Mutual Life Building address rather than a typed piece of paper.*
- 2. Page layout does not follow the format of ANY other Johnson document, note exceptionally different margin settings*
- 3. The entire body text is not of a typewriter I've found in any of the other Johnson letters although I am now comparing it against many of my Crane docs (note the characteristic straight, rather than curved, comma*
- 4. The greeting is relative unique as Johnson almost always used the greeting "My dear Doctor," (exception October 12 and 15 of that same year although the normal greeting as used one day before and 2 days later, October 7 and 10*
- 5. His closing typically said "Yours very sincerely," rather than the singular here. (Possibly an innocent or intentional modification, but not a mistake that is made in any other document)*
- 6. Almost without exception, the Doctor signed his FULL name rather than the informal first*
- 7. Comparison of signatures to other documents leads me to believe Dr. Johnson did NOT sign this document ... almost the entire signature is inconsistent with his "normal" signature*
- 8. several characteristics of the signature are characteristic of John Crane's personal signature.*
- 9. the title given under the signature does not correspond to the format and form Johnson used in his December 19 letter*
- 10. It is rather unusual that Johnson refers to himself in the 3rd person when he uses the term "Your chairman therefore, has had prepared"*
- 11. the overall context has absolutely nothing to do with any of the issues in those surrounding days and seems worded in a somewhat uncharacteristic style*
- 12. Notice the "added" President Pasadena A.M.A. This same typewriter style occurs in several "Crane Generated documents*
- 13. Notice the font/caption Crane added to one of his photos (photo follows the letter itself)*

There are just too many inconsistencies for me to believe that is anything but a creation yet I am just as perplexed as to specifically what the intended use was or the circumstances around it.




ALLIED INDUSTRIES


4246 PEPPER DRIVE. SAN DIEGO 5, CALIFORNIA



FREQUENCY INSTRUMENT
1933



FREQUENCY INSTRUMENT
1935



FREQUENCY INSTRUMENT
1942

ELECTRON THERAPY


Eradication of disease is the exciting promise of new discoveries in microscopy and radio wave electron transfer by Royal R. Rife.

Virus diseases, the ancient scourge of man, which still plague millions in the world, are destroyed by modulated radio waves, tuned to precise frequencies in thousands of lab tests, the frequency instruments have killed organisms in test tubes, animals, and human patients. The lethal rays are transmitted by the frequency instrument ray tubes. Most cases respond within a period of two months and diseases are quickly rendered non-infectious. Destruction of the organisms by rays is described as being similar to the phenomenon of transmitted electron energy and coordinating resonance of critical frequencies with electro magnetic and static fields.


Rife has demonstrated that the frequency instruments have the power to kill germs without harm to human tissue.

Development of the ray to the point where it is now used effectively against virus, bacteria and fungi has been accomplished and made possible by two other discoveries of nearly equal importance to practitioners and lab workers. One has been the design and construction by Rife of powerful virus microscopes, shown on the opposite page, with special patented illumination and peak magnification beyond 17,000x. The other is Rife's isolation of pure cultures of the filterable forms of virus, which are too small to be seen with the best research microscopes. Virus has been revealed for the first time as the prenatal cell of pathogenic disease and is viewed by the heterodyne wave length of light transmitted through the virus.


JOHN F. CRANE



FREQUENCY INSTRUMENT
1929

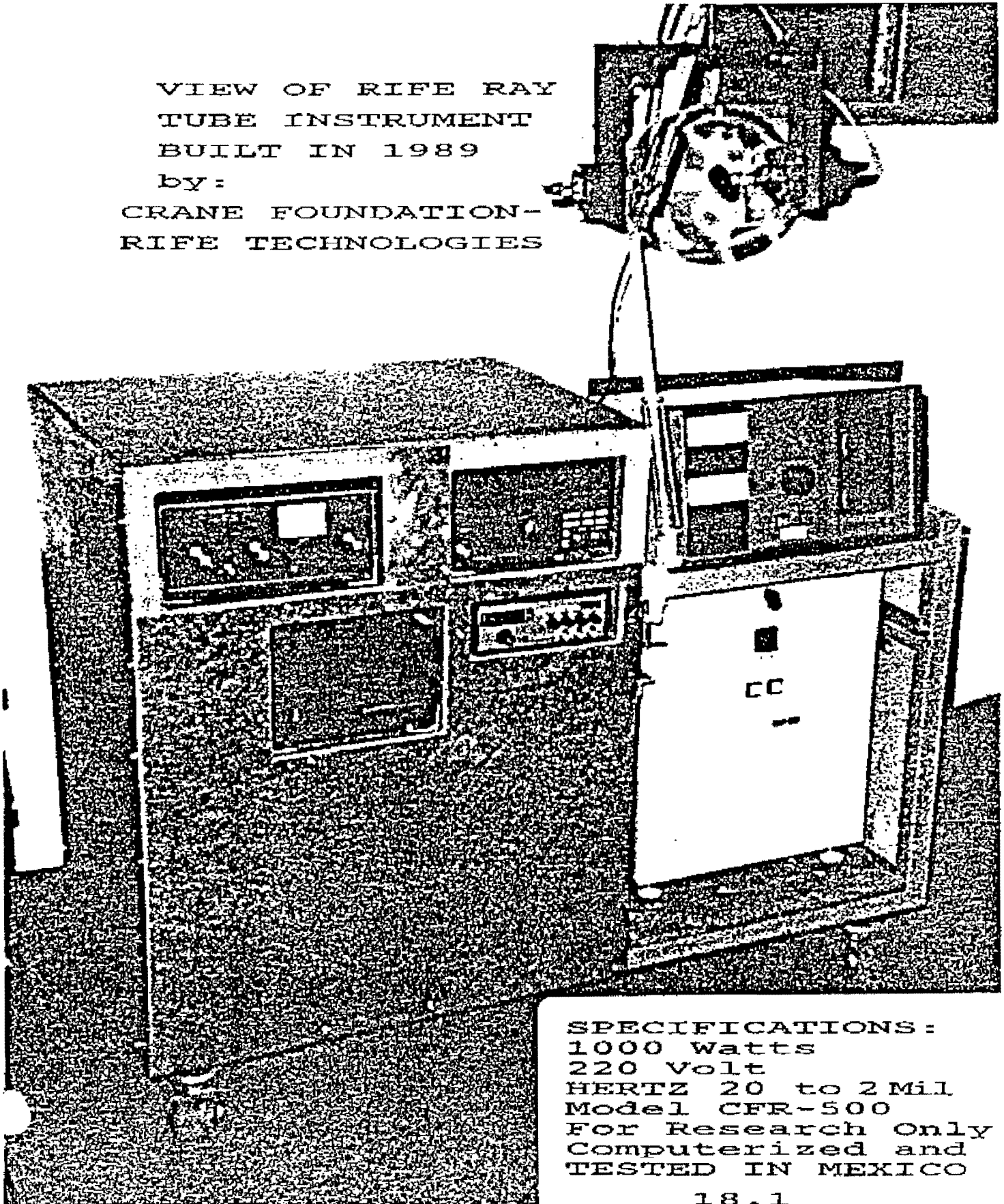


FREQUENCY INSTRUMENT
1936
(One of Twelve)



FREQUENCY INSTRUMENT
1954-1959
(One of Six)

VIEW OF RIFE RAY
TUBE INSTRUMENT
BUILT IN 1989
by:
CRANE FOUNDATION-
RIFE TECHNOLOGIES



SPECIFICATIONS:
1000 Watts
220 Volt
HERTZ 20 to 2 Mil
Model CFR-500
For Research Only
Computerized and
TESTED IN MEXICO

18.1

MANUFACTURERS OF
HIGH GRADE
OPTICAL INSTRUMENTS



Spencer Lens Company
Factory, Buffalo, N. Y., U. S. A.

SOUTHERN CALIFORNIA BRANCH
805-6 BEAUX ARTS BUILDING
1708 WEST EIGHTH STREET
LOS ANGELES, CALIFORNIA

PHONE: QUINCY 7373

LOS ANGELES, CALIFORNIA.

November 27, 1931

Mr. Roy R. Rife
712 Electric Bldg.
San Diego, Calif.

Dear Mr. Rife:

Just a short personal line to tell you that you have made a very favorable impression on the scientific people in and around Los Angeles. We recently heard about a demonstration that you made at the California Institute of Technology and many of my friends connected with the educational institutions have spoken to me about the demonstration. It certainly has them all "agog."

I also wish to extend to you my sincere thanks for the very kind interview and time that you gave to a very dear friend of mine, namely, Dr. Charles Chamberlain of the University of Chicago. Dr. Chamberlain is well liked and loved by all who know him and you have made an old man very, very happy.

With kindest personal regards, and assuring you of my best wishes for your success, I am,

Yours sincerely,

A handwritten signature in cursive script, appearing to read "Lyle D. Potter".

LDP-GEA

THE COMPANY WILL APPRECIATE SUGGESTIONS FROM ITS PATRONS CONCERNING ITS SERVICE

1201-S

CLASS OF SERVICE

This is a full-rate Telegram or Cablegram unless its deferred character is indicated by a suitable sign above or preceding the address.

WESTERN UNION

(59)

SIGNS

DL = Day Letter

NM = Night Message

NL = Night Letter

LC = Deferred Cable

NLT = Cable Night Letter

Ship Radiogram

W. H. WHITE
PRESIDENT

NEWCOMB CARLTON
CHAIRMAN OF THE BOARD

J. C. WILLEVER
FIRST VICE-PRESIDENT

The filing time shown in the date line on telegrams and day letters is Standard Time at point of origin. Time of receipt is Standard Time at point of destination.

Received at 341 Plaza, San Diego, Calif. Always Telephone Main 2151

FA 64 11 XC=TDNW ALP; NE NJ 20 959A

DR R RISE=

708 ELECTRIC BLDG SANDIEGO CALIF=

HAVE SHIPPED FREIGHT EIGHT BOXES TOTALING TWENTY EIGHT HUNDRED POUNDS TODAY=


DR J C BURNETT

1935 SEP 20 AM 7 13

MINUTES IN TRANSIT	
FULL-RATE	DAY LETTER

REQ DLY 825A EG

B.V. 0080



ONLY WESTERN UNION
can carry your answer back by
TELEGRAPH. Quickly, accurately

IS NO DEPENDABLE SUBSTITUTE FOR WESTERN UNION TIME

F.L.HOPE, D.F.A.	Santa Fe	W.M.KRAMES, T.F.A.
Freight Traffic Dept., 300 Broadway C.R.WISE, Tel. Franklin 2101 C.F.A.		
San Diego, Cal., SEP 30 1935 193		
From <u>Christian J. Shipper</u> <u>J.C. Burnett</u>		
Shipment of <u>8 W. Stands</u>		
Above shipment is due to arrive in San Diego <u>SEP 2 1935</u>		
This information is furnished for tracing purposes so you may anticipate arrival. For additional records, routing, etc., communicate with M. H. HUNTER, Chief Clerk in this office.		
F.L.HOPE, Div. Frt. Agt.		

BAUSCH & LOMB OPTICAL CO.

Established 1855

ROCHESTER, NEW YORK

December 1, 1931

Dr. Royal Raymond Rife
Rife Research Laboratory
San Diego, California

Dear Sir:

There has come to our attention an article published in the Los Angeles Times of November 23rd referring to the development in microscopes perfected in your laboratory. The article in question gives no information regarding the principle of the instrument which naturally interests us very much. We are writing to inquire whether you have published anywhere a description of the instrument and if so whether you would be kind enough to give us the reference. If not, we would appreciate any information you might be willing to give us in a letter.

As you know, this Company has been keenly interested in microscopy for over fifty years and has a reputation which will guarantee you against any improper use on our part of any information you may give us.

Yours very truly,

BAUSCH & LOMB OPTICAL CO.



Scientific Bureau

W. B. Rayton / MGH

TO INSURE PROMPT ATTENTION BUSINESS COMMUNICATIONS SHOULD BE ADDRESSED TO THE COMPANY

UNIVERSITY OF CALIFORNIA
COLLEGE OF AGRICULTURE

GRADUATE SCHOOL OF TROPICAL AGRICULTURE
AND CITRUS EXPERIMENT STATION

RIVERSIDE CALIFORNIA

Dec. 19, 1931

Dr. Royal Raymond Rife,
San Diego, California.

Dear Sir:

I have read with interest reports of the use of your new microscope at the California Institute of Technology. I have been studying plant viruses and as usual there is a desire to make an optical observation on the virus if possible. I thought that perhaps your microscope might afford such an opportunity. Would you object to my bringing some samples of virus to San Diego for observation? I could come almost any time during the latter part of January or any time in February. The head of my department authorizes me to say that the Citrus Experiment Station will bear any expense of photographic materials that may be used. I believe that all the observations I would wish to make could be made in one day.

I have heard conflicting reports as to the lenses arrangement and quality of them in your machine, and would be very appreciative if you would send me a brief description of the kind of lens and arrangement, so that beforehand I could form some opinion as to whether your microscope would be of value in this proposed work.

If there are any questions as to the type of work I should like to do I shall be glad to write you further about them.

Yours very truly,



Burt Johnson
National Research Fellow
in the Biological Sciences

BJ:D

THE UNIVERSITY OF MINNESOTA
THE MAYO FOUNDATION
FOR MEDICAL EDUCATION AND RESEARCH
ROCHESTER, MINNESOTA, U.S.A.

July 11, 1932

Dr. R. R. Rife
712 Electric Building
San Diego, California

Dear Dr. Rife:

After seeing what your wonderful microscope will do, and after pondering over the significance of what you revealed with its use during those three strenuous and memorable days spent in Dr. Kendall's laboratory, I just must again express the hope that you will take the necessary time to describe how you obtain what physicists consider the impossible as regards magnification, and submit your paper to a suitable Journal for publication. Dr. Kendall, I'm sure, could give you the best of advice as to where it should be published, and if you would like to have me, I would be glad to help you also.

As I visualize the matter, your ingenious method of illumination with the intense monochromatic beam of light is of even greater importance than the enormously high magnification obtained with your present instrument. I hope that you will be successful promptly in your attempt to develop a similar method of illumination which will make it possible to see these "filtrable" forms with the oil immersion magnification.

The outstanding result of the observations made in triplicate during those three days, it seems to me, is the fact that the "filtrable" forms are approximately as large as the visible, stainable forms. In other words, it appears that filter-passing forms are perhaps not extremely small but are more plastic or perhaps immature forms, and by virtue of this state rather than because small, are drawn through the pores of the filter. Observations made with filtrates of cultures of the streptococcus from poliomyelitis and of the cultures containing the contaminating diplococcus, and those with filtrates of poliomyelitic and herpes encephalitic virus from which I commonly isolate streptococci, have added much, it seems to me, in the way of the correctness of your and Dr. Kendall's observations on the filter-passing forms of *S. typhosus*.

A new point of view has been opened up and I wish so much that you could be here to parallel our observations during our study of poliomyelitis and our attempts to develop the virus from the streptococcus.

I was most favorably impressed with the results obtained with your stethoscope. Is it on the market? If so, from whom can I purchase one? I would like to try it out further and have one of our clinicians verify its merits in the hope of having it adopted in the Clinic. Perhaps you could spare me one for this purpose.

I shall write to Mr. Timken shortly.

Very sincerely yours,

E. D. R.

THE UNIVERSITY OF MINNESOTA
THE MAYO FOUNDATION
FOR MEDICAL EDUCATION AND RESEARCH
ROCHESTER, MINNESOTA, U.S.A.

December 3, 1933

Mr. Royal R. Rife
712 Electric Building
San Diego, California

Dear Mr. Rife:

I appreciate very much indeed your willingness to have me come to San Diego to study filtrates microscopically with your microscope.

I am taking it for granted that you have a suction pump so that we can filter viruses that I hope to bring with me, and examine them for organisms immediately after filtration. At the same time, I am planning to bring filtrates prepared here from similar, although more varied, material. I shall also bring the filters, and would like to bring my microscope to examine the specimens under ordinary illumination, and also in the hope that you might be able to equip it with the same type of illumination that you use with your higher powered microscope.


There is one other thing that I feel would be worth while covering, and which we did not do in Chicago; namely, to attempt obtaining photomicrographs of the bodies such as we saw there, provided we are again able to repeat those interesting findings.

Please let me know whether to bring my microscope and write me any suggestions you may have in mind as to what else I had best bring with me.

At present we shall plan to arrive in San Diego on the morning of December 25th. Mrs. Rosenow and John will accompany me to Los Angeles and will no doubt come with me to San Diego. They will want to enjoy the famed sunshine and warmth of San Diego while we are enjoying the glistening forms of the streptococcus in the filtrates of poliomyelitis and other viruses, — I hope.

Looking forward to seeing you, believe me

Very sincerely yours,


E. C. ROSENOW, M. D.

ECR:LS

MILBANK JOHNSON, M. D.
PACIFIC MUTUAL LIFE BLDG.
LOS ANGELES, CALIFORNIA

April 30, 1934

My dear Doctor,

I am mailing you with this letter a copy of the "Readers Digest" for May 1934. There is an article entitled "Young Doctor Heat" which I am very anxious to have you read carefully. I have gotten a real idea out of this which I want to discuss with you next Saturday.

I wonder if your Ray could be the short electro-magnetic wave referred to in this article. Of course these people, having no way to observe the effect on actual bacilli, could not know the exact wave length or oscillation on organisms.

This article seems to explain a great deal to me that I did not know before and has given me a great big idea which may be no good but I do want to discuss it with you fully.

Can't you meet me about 11:30 in La Jolla next Saturday. I want to show you the Library Building and get your opinion of it before I say anything to the people at the Scripps Clinic about it as a place for our Clinic this Summer.

My biopsy forceps came this morning and I also hope to bring down with me the penetration gages which I think I told you about in my last letter.

Please try to meet me at the Casa de Manaña about 11:30 Saturday and we will have lunch together.

In haste,

Yours very sincerely,



Dr. Royal R. Rife
2500 Chatsworth Blvd.
San Diego, California

600 BURLEIGH DRIVE
SAN RAFAEL HEIGHTS
PASADENA

NORTHWESTERN UNIVERSITY MEDICAL SCHOOL

505 EAST CHICAGO AVENUE
CHICAGO, ILLINOIS

DEPARTMENT OF RESEARCH ELECTROLOGY
WARD MEDICAL BUILDING

September 20, 1934

Dear Mrs. Bridges:

My wife and I were unfortunately not able to pay our respects to you before we left California, and this is both an apology and also a renewed expression of our pleasure in being invited to your very beautiful party. We do hope we shall be fortunate enough to be in California again so we may call upon you.

Our trip home was without incident: it was not the first day, but we succeeded in getting a place in an air conditioned car, and the remainder of the journey was very comfortable. It was quite cool when we landed in Chicago, and it has been comfortable ever since. We have been away for two and one half months, so everything was strange, especially the bustle and confusion of a large city which we both detest. We believe the ideal arrangement would be to live in LaJolla ten months of the year, and in Old Mexico the remainder. Our visit to Mexico was one of the outstanding episodes of our lives, and we really became very fond of the country, especially of the Hacienda in the State of Durango where we spent five weeks. Another year we hope to know enough Spanish to carry on a conversation: at present we are limited to bare necessities: eating, travelling (provided there are no emergencies which would call for words not in our vocabulary) and doing the very ordinary things of life. My wife has promised to study the language this winter, and I have already spent some three months learning the rudiments, so it may be that another year we may really converse with the Spanish people in their own tongue, a most desirable accomplishment.

This afternoon I have a meeting with Mr. Hardin, President of the Board of Trustees of the University: he is much interested in Roy and his splendid work, and I shall be asked to tell what I saw during my very brief visit to California. Mr. Hardin, unlike many persons, is very friendly, and will take the proper view point of the work: that it is experimental so far, done with no rules of the game to go by, and with a machine that is designed for small output, and therefore, not capable of showing its full worth. I understand there is to be a new machine, embodying the facts learned from the old one, and built along more lusty lines so its output will be more nearly equal to the demands which should be put upon it. I have written to Dr. Johnson telling him about the one case I can talk intelligently about: Tom Knight-Roy (Rife) will tell you about Tom: he seems to me to be the most important case of the entire series because his tumor was on the cheek, where it could be seen, watched and measured from the start to the finish. This I have done, reciting the actual measurements, and details of treatment and of pathological examination.

I do hope you will overlook the use of the typewriter: my handwriting is so very bad, no one, including myself can read it. Hence I substitute impoliteness for illegibility.

Prof. Arthur I. Kendall

My wife unites with me in warmest regards,

Ever sincerely yours,



Postal Telegraph (WIRE MESSAGE SYSTEM) ALL AMERICA CABLES CALIFORNIA AND OCEANIA COMMERCIAL CABLES		This is a full rate Telegram or Cablegram unless indicated by symbol in the check or in the code. <table border="1"> <tr> <td>DL</td> <td>Day Letter</td> </tr> <tr> <td>NL</td> <td>Night Letter</td> </tr> <tr> <td>NM</td> <td>Night Message</td> </tr> <tr> <td>LC</td> <td>Deferred Cable</td> </tr> <tr> <td>NY</td> <td>Night Cable Letter</td> </tr> <tr> <td>WLT</td> <td>Week End Cable Letter</td> </tr> </table>	DL	Day Letter	NL	Night Letter	NM	Night Message	LC	Deferred Cable	NY	Night Cable Letter	WLT	Week End Cable Letter
DL	Day Letter													
NL	Night Letter													
NM	Night Message													
LC	Deferred Cable													
NY	Night Cable Letter													
WLT	Week End Cable Letter													

Page 12

B 0320

3162 91 DPR COLLECT 3 EXTRA PAC WASHINGTON DC VIA PASADENA

24 12037

712 Elect. Bldg

1931 NOV 24 PM 12 3

DR ROYAL R RIFE

\$62 cts

SAN DIEGO CALIF

WILL YOU PLEASE CONFIRM OR CORRECT BY COLLECT PRESS RATE
 TELEGRAM FOLLOWING DATA IN NEWS STORY WHICH WE HAVE READY FOR
 USE TODAY STOP QUARTZ LENSES AND PRISMS USED EXCLUSIVELY IN
 MICROSCOPE PRISMS BETWEEN LIGHT SOURCE AND OBJECT ROTATE
 AND POLARIZED LIGHT USED IN INTERPRETING OBJECTS STOP BACTERIA
 IDENTIFIED BY THEIR SPECTRA STOP STRUCTURAL CHANGES IN BACTERIA
 PASSING INTO FILTERABLE PHASE ALSO STRUCTURES IN FILTERABLE

Postal Telegraph (WIRE MESSAGE SYSTEM) ALL AMERICA CABLES CALIFORNIA AND OCEANIA COMMERCIAL CABLES		This is a full rate Telegram or Cablegram unless indicated by symbol in the check or in the code. <table border="1"> <tr> <td>DL</td> <td>Day Letter</td> </tr> <tr> <td>NL</td> <td>Night Letter</td> </tr> <tr> <td>NM</td> <td>Night Message</td> </tr> <tr> <td>LC</td> <td>Deferred Cable</td> </tr> <tr> <td>NY</td> <td>Night Cable Letter</td> </tr> <tr> <td>WLT</td> <td>Week End Cable Letter</td> </tr> </table>	DL	Day Letter	NL	Night Letter	NM	Night Message	LC	Deferred Cable	NY	Night Cable Letter	WLT	Week End Cable Letter
DL	Day Letter													
NL	Night Letter													
NM	Night Message													
LC	Deferred Cable													
NY	Night Cable Letter													
WLT	Week End Cable Letter													

VIRUSES SEEN BY KENDALL STOP WOULD WELCOME WIRED STATEMENT
 YOURSELF OR WITH KENDALL TO EXTENT OF FIVE OR SIX HUNDRED
 5 SCIENCE SERVICE.

Dr.O.C.Gruner
866 University Dr.
Saskatoon,Sask.
Canada.

My dear Dr.Gruner,

Since my last letter to you in regards to 'Ensol' we have carried on several transplants on hard media and are now getting a fine luxuriant groth in from three to five days.

The groth mounted on a slide with normal saline solution magnafied 5000X shows a typical groth of BX very luxuriant with the true color,form and motility of BX.The size of the organism has become a little larger tho still retaining the true BX character.

We have not as yet run tests as to the virulence of the organism but will do so in the near future and let you know the results,these tests are being doubly checked and will try and have some pictures of the results for you.

Our work grows more interesting each day and I hope that in a short time you will be here to observe some of the changes with us.

I see by the paper that you are having a rather cool spell up there and wish we could send a little of our sunshine to warm things up for you.We are having a perfect winter.

Best regards to Mrs.Gruner and your self,I am

Very truly yours,

San Diego,California.
January thirtieth.

RRR-F

1935

by ROYAL R. RIFE

American Optical Company

ESTABLISHED 1833 VOLUNTARY ASSOCIATION 1912



Southbridge, Mass., U. S. A.

February 6, 1935

Dr. Royal E. Rife,
708 Electric Building, San Diego,
California.

My dear Dr. Rife:

I admired very much the fine grain film which you had on some of your pictures. If you remember, I asked you about it and you told me you would give me the formula for the developer and, if my memory is correct, you told me at that time that you used an Amidol developer with the addition of Picric acid.

I wonder if you would be so kind as to send me this formula?

John Wells and myself are both sorry that we didn't have an opportunity to see you again. We had to leave for Los Angeles sooner than we expected and the only redeeming feature is that perhaps Mr. Timken might have shown up the following night and we couldn't have seen you anyway.

From Los Angeles we went up to San Francisco. From there John went to Tucson and I went on to Chicago, and there was a difference in the climate! When I got home we had perhaps two feet of snow.

When in Chicago I spent a couple of hours with Dr. Kendall. He was so excited about a new culture he had gotten from arthritis that he was hardly coherent at times. I can't tell you what the culture was because I don't know enough about bacteriology.

We certainly enjoyed our visits with you, and I want to personally thank you for your kindness in spending the time with us. I hope sometime we will see you in Southbridge.

With very kindest regards, in which John joins me.

Sincerely yours,

E. D. Tillyer.

EDT/B

If your glasses aren't Ful-Vue they're not the latest style

MILBANK JOHNSON, M. D.
PACIFIC MUTUAL LIFE BLDG.
LOS ANGELES, CALIFORNIA

March 14, 1935

My dear Doctor,

You will find inclosed a copy of Dr. Foord's report on the Berndt pathological specimen which you sent him through me.

Unless you find something in your animal tests to the contrary, I do not believe that it would be advisable to treat this case for tuberculosis. It might only bring discredit on our work and probably would not benefit the man unless we could get an absolute diagnosis of true cause which we have not as yet obtained.

Yours very sincerely,

Milbank Johnson
P. S. Don't forget to show the report to Dr. Berger - E. J. -

P. S. Please hurry the photographs and the report as I want to answer the letter from the International Cancer Research Foundation as soon as possible.

M. J.

Dr. Royal R. Rife
2500 Chatsworth Blvd.
San Diego, Calif.

600 BURLEIGH DRIVE
SAN RAFAEL HEIGHTS
PASADENA

627 Echambee St.,
Los Angeles Calif.,
March 20, 1935,

Dr Royal Rife,
2500 Chapinworth Blvd.,
San Diego, Calif.,

Dear Sir:-

I am coming down to
San Diego this week end on the
Santa Fe lines to visit you and
study further into your work. I am
intensely interested in what you
are doing, as a result of your fine
demonstration here at the Santa Fe
hospital. I firmly believe that
you have opened a new field, and
altho I merit none of your time,
any glimpses into new concepts
will be much appreciated.

Yours sincerely,
Cuthbert May.

91 Mt. Vernon St.,
Boston, Mass.
Mon., April 1, 1935.

Dear Mr. Rife,

Having heard of your marvellous experiments in the cure of cancer, I am writing to ask your advice with respect to a very sad and desperate case.

A young musician, just twenty-three years old, a most talented pianist, is dying of cancer of the spine. He has been in bed three months and the doctors give him only three or four weeks to live. It is beyond the stage where an operation is possible. He is a sweet boy, brave in pain, patient and optimistic, and his sad and steady decline is breaking the hearts of his friends.

If money could be raised to send him to California or to bring you there, would it be possible for you to treat him with your new method? If so, we would try to raise the money and if ~~successful~~ would have him undertake the treatment only if successful so that we could guarantee you that we would ~~stand~~ stand all the expenses. Furthermore, of course, we should not expect you to promise a cure and would hold you free from any obligation in the matter.

If it would be impossible for you and the patient to get together, would you be able to furnish by mail any information or advice, or send on any equipment which physicians here might use on the patient to advantage?

If because of the uncompleted nature of your experiments, there is necessity for secrecy in connection with any treatments which might be possible, we would guarantee to obtain the strictest assurance of secrecy from all persons involved.

For the love of God and preservation of one very precious life, please do everything you possibly can to help us find a solution to this problem.

Respectfully yours, Lawrence S. Dwyer



April 13, 1935

Dr. R. R. Rife
708 Electric Bldg.
San Diego, Calif.

My dear Dr. Rife:

I had expected to hear from you for
some time, but evidently you are as I am--
extremely busy.

I am enclosing \$5.00--will you please
make me one of those hypersensitive
stethoscopes which you made for Dr. Gregory.
You are absolutely a genius in this field,
and I shall be happy to use this instrument
made by you.

Yours truly,

Karl von Schilling

1070 Bleury Street
Room 602

Montreal

May 2nd, 1935

Dr. Milbank Johnson,
600 Burleigh Drive,
Pasadena, California, U. S. A.

Dear Milbank,-

We had a very comfortable journey with only six hours of the dust, and we did not suffer at all as we were in an air-conditioned car and none of it came into the car.

I had a long talk with Dr. Archibald before we went to Ottawa, and Dr. O. C. Gruner was also present. He is the man Dr. Archibald will send to California to see you, and from what I have seen and heard about him I can recommend him as one of the best men in Canada on cancer research. He is an Englishman and took his degree from the London, England, university, and was with Lord Moynihan for some years. He travelled through most parts of Europe investigating cancer research, and Dr. Archibald has had him working in a laboratory at McGill, supported by the proceeds of a grant received from a young public-spirited business man here.

Dr. Archibald has decided to appropriate enough money from this grant to enable Dr. Gruner to make this trip, and he only came to this decision after I assured him that you had been kind and generous enough to promise to show anyone I recommended every detail that he might ask for. He was greatly pleased to hear this but I gathered from his manner that he was rather surprised, and I am sure he would never have thought of using this money to send Dr. Gruner on this long journey without my positive assurance that he would have an opportunity of thoroughly investigating your discovery, but it would reassure him if you would send me a telegram on receipt of this confirming my understanding of our conversation and your approval of Dr. Gruner being sent to make a report on your wonderful discovery.

We remained in Ottawa until Sunday afternoon last, the 28th, as the awards in the Drama Festival which had been going on all the week could not be decided until after the close on Saturday evening.

During our visit I had a long talk with the Governor-General on the subject of cancer research and showed him your letter. He was

most enthusiastic about sending Dr. Gruner, or some other first-class man to investigate your wonderful discovery, and he was greatly impressed with the photograph of your microscope.

Lady Bessborough has organized the King George V. Canadian Cancer Fund, and I believe good progress has been made, but no details have been given out as to the disposal of the fund or the management of it.

The date of Dr. Gruner's departure has not been settled yet, but I think it will be about the middle of next week, and I hope that you will like him and find that he is all that I have represented him to be. I will telegraph you when the date is decided upon. He should arrive between the 15th and 20th of May, and perhaps you might say in your telegram if you will be at home between those dates.

The weather has been cold and wet since we have returned so I hope we will soon have some fine weather.

With kind regards,

Yours sincerely,

Montagu Allan (Signed)

MILBANK JOHNSON, M. D.
PACIFIC MUTUAL LIFE BLDG.
LOS ANGELES, CALIFORNIA

May 9, 1935

My dear Doctor,

As Mrs. Johnson and I are coming down to San Diego Saturday, I would like, with your permission, to have Charles bring Mrs. Young along with him so that she can have another Ray treatment.

She is very much improved. All of the small seed glands in both sides of the neck have disappeared. This morning when I examined her there was only one gland on the right side, just above the clavicle, much smaller than originally and less painful. The three palpable glands on the left side were smaller than when examined on April 29 and not painful. I think, however, to make assurance doubly sure that we will give her another shot Saturday before noon if it is agreeable to you. If not, please wire me and I will not bring her down.

Yours very sincerely,



Dr. Royal R. Rife
2500 Chatsworth Blvd.
San Diego, Calif.

*P.S. Unless I hear from you to the
contrary I will bring Mrs. Young down.*



600 BURLEIGH DRIVE
SAN RAFAEL HEIGHTS
PASADENA

Note: This is referring to the wife of Dr. Johnson's chauffeur

MILBANK JOHNSON, M. D.
PACIFIC MUTUAL LIFE BLDG.
LOS ANGELES, CALIFORNIA

May 16, 1935

My dear Doctor,

This morning I received the following telegram dated Montreal, May 15, 1935:

"Dr. Gruner left tonight for Pasadena, via Vancouver. Expects to arrive in Pasadena Thursday, May 23. Will wire from Vancouver. Signed - Montagu Allan."

This wire seems to be very definite and I, therefore, can safely say that I will bring Dr. Gruner down to San Diego some time on May 23 according to what time he arrives. He will, no doubt, come down via Southern Pacific which will give me an opportunity to take him to San Diego in the forenoon.

As long as you have this extra time, I wish you would take a little time off and go over to see old Tom. You will find Tom's address on your copy of his case record. As I expected Dr. Gruner yesterday, I took all of my records out to Belbank and I do not remember his address. I want you to have a look at old Tom yourself and see whether there is any recurrence of the cancer, either on the face or in the glands, also, look at his lip. In other words, find out how he is. We don't want any surprise parties sprung on us when we get over there. As I remember, he was staying with a Mr. Rice and I do not believe you will have any trouble finding him. Please do this if you can. It will give you some extra fresh air and it is very vital to our plans after Dr. Gruner comes.

I want to take this opportunity of congratulating you on having another birthday. We have one of these only once a year - thank the Lord. Before another birthday of yours rolls around, we will have progressed a long way in proving or disproving the efficiency of the Rife Ray. Hope.

Yours very sincerely,



Dr. R. R. Rife

600 BURLEIGH DRIVE
SAN RAFAEL HEIGHTS
PASADENA

MILBANK JOHNSON, M. D.
PACIFIC MUTUAL LIFE BLDG.
LOS ANGELES, CALIFORNIA

June 17, 1935

My dear Doctor,

Inclosed you will find a copy of a letter from Dr. Schram of the International Cancer Research Foundation which I received today. It is self-explanatory and I am sending it to you for your information.

In talking with Dr. Karl Meyer this morning, he told me that he wants to see you and will be down here on Friday, June 28 and I will bring him down on the same day to San Diego to see you. So, hold Friday, June 28 for us. I will be down there as usual right after lunch.

I am coming down this coming Saturday to discuss with you how to answer Dr. Schram. We have to make up our minds as to what we are going to do with some of these people. If for any reason you can not see me on June 22, please let me know. I am anxious to discuss several things with you and get certain things prepared for Dr. Meyer's visit. We will talk them over when I see you.

Yours very sincerely,



Dr. Royal R. Rife
2500 Chatsworth Blvd.
San Diego, California

600 BURLEIGH DRIVE
SAN RAFAEL HEIGHTS
PASADENA

MILBANK JOHNSON, M. D.
PACIFIC MUTUAL LIFE BLDG.
LOS ANGELES, CALIFORNIA

July 18, 1935

My dear Doctor,

I was out to Phil's yesterday evening to see how he was getting along with the new Rife Ray machine. He has assembled all of the necessary condensers, tubes, transformers, switches, etc. Also, he has completed the frame for the cabinet which is made of angle iron, carefully shaped and arc welded so it makes a very rigid whole. This is mounted on four very strong rubber tired ball bearing casters so that it can be pushed about from place to place, or into an elevator.

He expects to have it ready by the time you reach home so that you can give it the once over. As soon as we are through with Dr. Schram, you and he can calibrate it. I certainly hope that this machine proves a success. Phil has provided for large capacities and there is ample room on the shelves to make such changes or modifications as may be found necessary upon trial.

It has been frightfully hot here for the last few days and you are not missing anything but grief by not being at home.

Remember that Dr. Schram of the International Cancer Research Foundation will be here on July 26. You certainly must be here to help entertain her, for, without you, the play would be like Hamlet with Hamlet left out. I hope we don't strike a frost like we did in Dr. Florence Sabin.

Of course I don't expect to hear from you while you are gone. I am just counting on the old adage — no news is good news. If that is true, you certainly ought to have some wonderful news to relate when you return. However, we will all be glad to see you. I hope that you have had, not only a successful time, but a pleasant relaxation from the long grind that you have been under the last year. If you are real good when you get home, we will have to let you go fishing once in awhile.

We had an uneventful ride home. We had lunch with Dr. Copp and Mrs. Copp at their house and reached home about six o'clock. We are all looking forward to seeing you and Mrs. Rife on the afternoon of June 7.

Yours very sincerely,

Willard Johnson

P.S. Be sure to test the new tube with a photo negative and see if it has any photo-actinic rays in it. *WJ*

If so what is its penetration of lead etc. *WJ*

Dr. Royal R. Rife
2500 Chatsworth Blvd.
San Diego, California

THE COMPANY WILL APPRECIATE SUGGESTIONS FROM ITS PATRONS CONCERNING ITS SERVICE

CLASS OF SERVICE

This is a full-rate Telegram or Cablegram unless its deferred character is indicated by a suitable sign above or preceding the address.

WESTERN UNION

(109)

1201-S

SIGNS
DL = Day Letter
NM = Night Message
NL = Night Letter
LC = Deferred Cable
NLT = Cable Night Letter
Ship Radiogram

G. E. WHITE
PRESIDENT
NEWCOMB CARLTON
CHAIRMAN OF THE BOARD
J. C. WILLEVER
FIRST VICE-PRESIDENT

The filing time shown in the date line on telegrams and day letters is Standard Time at point of origin. Time of receipt is Standard Time at point of destination.

Received at 341 Plaza, San Diego, Calif. Always Open Telephone Main 2151

FA 64 11 XC=TDNW ALP:NE NJ 20 959A

DR R RISE=

708 ELECTRIC BLDG SANDIEGO CALIF=

HAVE SHIPPED FREIGHT EIGHT BOXES TOTALING TWENTY EIGHT

HUNDRED POUNDS TODAY=

DR J C BURNETT.

1935 SEP 20 AM 7. 13

MINUTES IN TRANSIT	
FULL-RATE	DAY LETTER

ONLY WESTERN UNION
can carry your answer back by
TELEGRAPH. *Quickly, accurately*

REQ DLY 825A EG

B.V. 0080

THERE IS NO DEPENDABLE SUBSTITUTE FOR WESTERN UNION TIME

<p>F.L.HOPE, D.F.A.</p>	<p>Santa Fe</p>	<p>W.M.KRAMES, T.F.A.</p>
<p>Freight Traffic Dept., 300 Broadway C.R.WISE, Tel. Franklin 2101 C.F.A.</p>		
<p>San Diego, Cal., SEP 30 1935 193</p>		
<p>From <i>Christian J. Shipper</i> <i>J.C. Burnett</i></p>		
<p>Shipment of <i>8 C. Stands</i></p>		
<p>Above shipment is due to arrive in San Diego <u>SEP 2</u> 1935</p>		
<p>This information is furnished for tracing purposes so you may anticipate arrival. For additional records, routing, etc., communicate with M. H. HUNTER, Chief Clerk in this office.</p>		
<p>F.L.HOPE, Div. Frt. Agt.</p>		

THE INTERNATIONAL CANCER RESEARCH FOUNDATION

1616 WALNUT STREET
PHILADELPHIA, PENNSYLVANIA

WILLIAM H. DONNER, PRESIDENT
ARTHUR V. MORTON, VICE-PRESIDENT
MILDRED W. S. SCHRAM, PH.D., SECRETARY
FIDELITY-PHILADELPHIA TRUST CO., TREASURER

SCIENTIFIC ADVISORY COMMITTEE
JAMES EWING, M.D.
BURTON T. SIMPSON, M.D.
FRANCIS CARTER WOOD, M.D.

ADMINISTRATIVE TRUSTEES
WILLIAM H. DONNER
THOMAS S. GATES, LL.D.
ARTHUR V. MORTON
HON. GEORGE WHARTON PEPPER
EDWARD R. WEIDLEIN, D.SC., LL.D.

October 4, 1935

Mr. R. R. Rife
2500 Chatworth Boulevard
San Diego
California

My dear Mr. Rife:

A letter from Dr. Riker, of the University of Wisconsin, advises that he has sent you, in accordance with our request, a culture of the organism which causes tumor-like growths on the stems of certain plants. It is our understanding that Dr. Riker included directions for growing the Phytomonas tumefaciens.

As you no doubt recall, Dr. Johnson asked that a culture of this organism be supplied, as he wished to study it.

The mice bearing the benzanthracene tumors will be sent whenever you are ready to use them.

Wishing you the best of luck, I am

Yours very truly,

M. W. S. Schram

MYSS/b

MILBANK JOHNSON, M. D.
PACIFIC MUTUAL LIFE BLDG.
LOS ANGELES, CALIFORNIA

October 7, 1935

My dear Doctor,

I am just sending you by express the old X-ray tube and also the three plate holders which you said you needed. There is enclosed with the above a print of the negative which you made of our experiment. I hope you will be pleased with it.

Let me know how you get on with the assembling of the photographic machines.

Yours very sincerely,

A handwritten signature in cursive script, reading "Milbank Johnson". The signature is written in dark ink and is positioned below the typed name "Yours very sincerely,".

Dr. Royal R. Rife
2500 Chatsworth Boulevard
San Diego, California

800 BURLEIGH DRIVE
SAN RAFAEL HEIGHTS
PASADENA

San Diego, California.
October 8th 1935.

Dr. J. C. Burnett
Alpine, N. J.

Dear Dr. Burnett,

I knew that you will be pleased to hear that the equipment all arrived in perfect condition and that it is all installed and ready to be adjusted and put to work. Have built new bases for the high power microscopes and they fit the equipment perfectly. I only wish you could be here for the starting of the picture making as I anticipate some marvelous results and know how greatly interested you would be in preddcing pictures of things never before visible to the human eye.

I want to tell you again how grateful I am for the oppartunity you have afforded me with this equipment and also to tell you that the way the equipment was crated for shipment was nothing short of perfection.

Will keep you advised as to the progress made and hope that you may personally inspect and enjoy the work in the near future. My kindness regards to both you and Mrs Burnett,

I am sincerely yours,

Rife

MILBANK JOHNSON, M. D.
PACIFIC MUTUAL LIFE BLDG.
LOS ANGELES, CALIFORNIA

October 10, 1955

My dear Doctor,

I am sending you under separate cover Volume V of "Researches on Fungi" by A. H. Reginald Buller. This is a very late work and seems to me very apropos of our problem right now. I would suggest that you study it very thoroughly and I want to call your attention particularly to the marked paragraph on page 133 on the death of cells in hypha, and on page 154, how the hypha cells were killed with a needle. I believe a little experimenting would show you how a dead hypha cell looks.

I would suggest that you set up a slide with a hanging drop planted with the cryptomyces pleomorphia. Set your machine and the microscope together. After it gets to growing, start out and set one of the groups to the MOR of BX. Then with the other group, start with a certain switch on Group 2 beginning at zero. Give one minute exposure, wait about fifty minutes, and then see if there is any change. Then move the dial of Group 2 up to ten and give another minute exposure, waiting about fifty minutes and then examining it carefully. Go on that way throughout the dial and you will get through about one switch a day. Pretty soon you will find some setting that will kill the organism. Mind you, you are running at every exposure Group 1 on the BX MOR.

If you got this setting started, Jack could do the microscope work and if he got any change, he could call your attention to it. That would save both your eyes and your time. It is very important that we find the MOR of this fungus before I start in with the clinical work in the hospital with this new machine.

I am enclosing in this letter a suggestion of a method of finding the MOR of the Much Granules in tuberculosis. I would like to know what you think about it, whether it is practical or not. After our experiments last week, I am perfectly satisfied that a three-minute exposure with the MOR of the tuberculosis bacillus and the MOR of the Much Granule will destroy every tubercular germ in the human chest.

600 BURLEIGH DRIVE
SAN RAFAEL HEIGHTS
PASADENA

I know you are busy as the deuce and there are a lot of things you would rather do, but it would not take you very long at least to make a set-up on the fungus and get that started, and it might mean the difference between success and failure in my work in the clinic.

Wishing you all kinds of good luck and hoping that you will not vote me the darndest nuisance on the block, I am

Sincerely, your friend,

Wilbur Johnson

P.S.

Tell Jack that I am still waiting for his full report on the experiment that we did on the 3^d of Oct,

WJ

Dr. R. R. Rife
2500 Chatsworth Boulevard
San Diego, California

DR. J. C. BURNETT

ALPINE, NEW JERSEY

October 12, 1935.

Dr. R.R. Rife,
712 Electric Bldg.,
San Diego, California.

Dear Doctor,


Relative to the eight cases of microscopical equipment that we sent you on September 19, 1935, will you please let Dr. Burnett know just as soon as you have received and checked this equipment.

Dr. Burnett has this equipment insured and naturally the insurance company will want to know of the condition of the equipment on arrival at the earliest possible moment.

I hope you are well and that you are still progressing with your searchings into the secrets of the worlds beyond the sight of the naked eye.

Best wishes,

Sincerely yours,


Secretary to Dr. J.C. Burnett.

MILBANK JOHNSON, M. D.
PACIFIC MUTUAL LIFE BLDG.
LOS ANGELES, CALIFORNIA

October 12, 1935

My dear Dr. Rife,

At the request of Dr. Johnson, I am today mailing you his copy of "The Genera of Fungi" by Frederic Edward Clements, Ph.D. At the back of this book you will find the glossary of terms relating to fungi which he mentioned in a previous letter.

Sincerely yours,

Margaret Winter

Acting Secretary to Dr. Johnson

Dr. R. R. Rife
2500 Chatsworth Boulevard
San Diego, California

600 BURLEIGH DRIVE
SAN RAFAEL HEIGHTS
PASADENA

MANUFACTURERS OF
HIGH GRADE
OPTICAL INSTRUMENTS



Spencer Lens Company

Factory, Buffalo, N. Y., U. S. A.

SOUTHERN CALIFORNIA BRANCH
605-S BEAUX ARTS BUILDING
1708 WEST EIGHTH STREET
LOS ANGELES, CALIFORNIA

PHONE: QUINCY 7373

LOS ANGELES, CALIFORNIA.

November 27, 1931

Mr. Roy R. Rife
712 Electric Bldg.
San Diego, Calif.

Dear Mr. Rife:

Just a short personal line to tell you that you have made a very favorable impression on the scientific people in and around Los Angeles. We recently heard about a demonstration that you made at the California Institute of Technology and many of my friends connected with the educational institutions have spoken to me about the demonstration. It certainly has them all "agog."

I also wish to extend to you my sincere thanks for the very kind interview and time that you gave to a very dear friend of mine, namely, Dr. Charles Chamberlain of the University of Chicago. Dr. Chamberlain is well liked and loved by all who know him and you have made an old man very, very happy.

With kindest personal regards, and assuring you of my best wishes for your success, I am,

Yours sincerely,

A handwritten signature in cursive script, appearing to read "Lyle D. Potter".

LDP-GEA

MANUFACTURERS OF
HIGH GRADE
OPTICAL INSTRUMENTS



Spencer Lens Company

Factory, Buffalo, N. Y., U. S. A.

SOUTHERN CALIFORNIA BRANCH
405-6 BEAUX ARTS BUILDING
1708 WEST EIGHTH STREET
LOS ANGELES, CALIFORNIA

PHONE: GUNPAIR 7373

LOS ANGELES, CALIFORNIA.

November 27, 1931

Mr. Roy R. Rife
712 Electric Bldg.
San Diego, Calif.

Dear Mr. Rife:

Just a short personal line to tell you that you have made a very favorable impression on the scientific people in and around Los Angeles. We recently heard about a demonstration that you made at the California Institute of Technology and many of my friends connected with the educational institutions have spoken to me about the demonstration. It certainly has them all "agog."

I also wish to extend to you my sincere thanks for the very kind interview and time that you gave to a very dear friend of mine, namely, Dr. Charles Chamberlain of the University of Chicago. Dr. Chamberlain is well liked and loved by all who know him and you have made an old man very, very happy.

With kindest personal regards, and assuring you of my best wishes for your success, I am,

Yours sincerely, .

A handwritten signature in cursive script, reading "Lyle D. Potter".

LDP-GEA

BAUSCH & LOMB OPTICAL CO.

Established 1853

ROCHESTER, NEW YORK

December 1, 1931

Dr. Royal Raymond Rife
Rife Research Laboratory
San Diego, California


Dear Sir:

There has come to our attention an article published in the Los Angeles Times of November 25rd referring to the development in microscopes perfected in your laboratory. The article in question gives no information regarding the principle of the instrument which naturally interests us very much. We are writing to inquire whether you have published anywhere a description of the instrument and if so whether you would be kind enough to give us the reference. If not, we would appreciate any information you might be willing to give us in a letter.

As you know, this Company has been keenly interested in microscopy for over fifty years and has a reputation which will guarantee you against any improper use on our part of any information you may give us.

Yours very truly,

BAUSCH & LOMB OPTICAL CO.



Scientific Bureau

WBRayton/MGH

1937

Dear Mr. Rife:


Because of a most pleasant evening spent with you last week the writer wishes to express his most sincere appreciation for the time and courtesy given him. If you will kindly excuse the personal pronouns, I would like to write you a personal letter.

In that one short evening you gave me, Mr. Rife, the greatest inspiration that I have had in my lifetime so far. You showed me in completion and in operation things that I have dreamed about and thought would happen some time long after I was dead and gone. It is difficult for me to find words to explain this, but if you will realize that I have been raised in a microscope family, with a microscope company, and all of my life thought optics and microscopes, you will see what these things meant to me.

I hope that you will remember me in the kindest of ways and realize that I am personally very keenly interested in all that you are doing. I fully realize that you did not and could not show me in one short evening all that you are doing, nor do I ever expect to know all that you are doing, but at the same time I want you to know that I am most sincerely interested. I wish to express my sincere opinion that you are the finest microscopist that I have ever had the pleasure of meeting.

Again I wish to thank you most sincerely for the time that you gave me, and with kindest and best wishes for the holiday season, I am,

Yours respectfully,



LDP-GEA

Note: Mr. Potter appears elsewhere with Spencer Lens Company (Nov 27, 1931)

I am not sure the 1937 date on the document is correct, and may instead actually be 1931

THELMA STROBEL
OFFICIAL COURT REPORTER
U. S. DISTRICT COURT - DEPT. 7
940 FRONT STREET
SAN DIEGO, CALIFORNIA 92189

NOV. 16, 1989

MR. JOHN F. CRANE
4246 PEPPER DRIVE
SAN DIEGO, CALIF. 92105

RE: CRANE V. RICHARD BATTELLE, ET AL
#88-1608-G - CIVIL

COPY OF PROCEEDINGS HEARD ON

OCTOBER 16, 1989

BEFORE HON. EARL B. GILLIAM, SAN DIEGO, CALIF.

12 PAGES @ .75¢ \$9.00

1 COMPLAINT.

2 THE COURT: WHAT DO YOU HAVE TO SAY TO THAT,
3 MR. CRANE? DO YOU HAVE ANYTHING TO SHOW THAT YOU SERVED
4 HIM?

5 MR. CRANE: YOUR HONOR, IN AN ORDER THAT YOU
6 MADE EARLIER ABOUT BUCHE -- THERE WAS NOTHING IN THE ORDER
7 THAT I READ THAT SAID HIS CASE WAS DISMISSED.

8 THE COURT: WELL, LET'S TALK ABOUT MR. SKILLING.
9 THAT'S THE ONLY THING THAT'S BEFORE ME HERE TODAY.

10 MR. CRANE: AS FAR AS MR. SKILLING. WE HAVE
11 SUBMITTED DOCUMENTS TODAY OF ALL THE DEFENDANTS THAT THEY
12 HAVE BEEN SERVED BY ME AND BY ILA HANSON, WHO SIGNED THE
13 PROOF OF SERVICE DOCUMENTS.

14 THE COURT: WHO?

15 MR. CRANE: ILA HANSON, H-A-N-S-O-N.

16 THE COURT: DO YOU HAVE THAT HERE FOR THE COURT
17 TO LOOK AT?

18 MR. CRANE: THEY WERE FILED THIS MORNING IN
19 THE CLERK'S OFFICE, AND, ALSO, I GAVE A COPY TO ONE OF
20 YOUR CLERKS.

21 THE COURT: OKAY. YOU DIDN'T GIVE A COPY TO
22 MY CLERK, BUT HE HAS CHECKED THE FILE, AND THE ONLY THING
23 HE FINDS IS THERE'S A SKILLING THAT'S BEEN FILED.

24 AS FAR AS BECK AND LYNES, THERE'S NO ATTORNEY
25 SERVICE ON FILE.

1 MR. CRANE: WELL, THEY PROBABLY HAVEN'T RECORDED
2 IT YET, BECAUSE I JUST GOT DOWN THERE ABOUT TEN O'CLOCK
3 THIS MORNING AND FILED THEM.

4 THE COURT: THIS MORNING?

5 MR. CRANE: YES, SIR.

6 THE COURT: DID YOU SERVE THEM?

7 MR. CRANE: ILA HANSON SERVED THEM, AND THE
8 DOCUMENTS REFLECT THAT.

9 THE COURT: WHO'S ILA HANSON?

10 MR. CRANE: SHE'S A RETIRED SCHOOL TEACHER.
11 FRIEND OF MINE.

12 THE COURT: SHE JUST SERVED THEM THIS MORNING?

13 MR. CRANE: OH, NO, THEY WERE MAILED ON THE
14 23RD OF JUNE, I BELIEVE IT WAS.

15 THE COURT: I'M GOING TO HAVE TO HAVE THOSE
16 BEFORE I CAN DO ANYTHING ON THE PRELIMINARY INJUNCTION.

17 MR. CRANE: ALL RIGHT.

18 THE COURT: I DON'T HAVE THOSE BEFORE ME TODAY.
19 SO AS FAR AS THE PRELIMINARY INJUNCTION IS CONCERNED,
20 WE'LL CONTINUE THAT.

21 DO YOU STILL WANT TO APPEAR SPECIALLY?

22 MR. CUPP: I SUPPOSE ADDITIONAL ARGUMENT WOULD
23 BE THERE'S NO JURISDICTION OVER MR. SKILLING.

24 THE COURT: THAT'S RIGHT, IF HE HAS BEEN SERVED.
25 BUT I HAVE NOTHING BEFORE ME TO DATE THAT SAYS HE'S BEEN

1 SERVED.

2 SO I'LL CONTINUE -- IT'S JUST A MOTION FOR A
3 PRELIMINARY INJUNCTION. OF COURSE, I'M NOT GOING TO MAKE
4 THAT ORDER TODAY.

5 YOU MAY HAVE TO START ALL OVER, BECAUSE IT'S
6 NOT BEFORE ME. HE'S GOING TO HAVE TO CHECK THAT. THAT'S
7 UP TO YOU, I PRESUME, WHAT YOU WANT TO DO ABOUT IT.

8 YOU BETTER LOOK AT THAT SERVICE. IT MAY SERVE
9 ON THE OVERALL COMPLAINT.

10 MR. CUPP: DO WE HAVE A FINDING THAT THERE HAS
11 BEEN SERVICE ON MR. SKILLING?

12 THE COURT: THERE'S NOTHING BEFORE THE COURT --
13 NO. THE ONLY FINDING I CAN MAKE -- I CAN'T MAKE AN ORDER
14 FOR PRELIMINARY INJUNCTION. THAT WILL HAVE TO BE RENEWED
15 AT A LATER DATE.

16 MR. CUPP: THANK YOU, YOUR HONOR.

17 THE COURT: OKAY. I HAVE A MOTION TO DISMISS.

18 MR. HEALEY, THAT'S YOUR MOTION.

19 MR. HEALEY: THANK YOU, YOUR HONOR. YOUR HONOR,
20 WE HAVE BROUGHT A MOTION TO DISMISS, BASED ON DEFECTS
21 IN THE SERVICE.

22 IN ADDITION, WE BELIEVE THERE'S JUST NO BASIS
23 FOR A CLAIM AGAINST MISS CHEREMY UNDER ANY OF THE CAUSES
24 OF ACTION THAT ATTEMPT TO BE STATED IN THIS COMPLAINT.

25 LASTLY, IF, IN FACT, THE COURT WOULD FIND THAT

1 THERE IS A CAUSE OF ACTION STATED, THE VENUE IS NOT PROPER
2 UNDER THE PATENT CLAIMS IN THIS DISTRICT WITH RESPECT
3 TO CHEREMY.

4 I HAVEN'T RECEIVED ANY OPPOSITION TO OUR MOTION.

5 YOUR HONOR, I WOULD ASK FOR TIME TO RESPOND
6 TO ANY COMMENTS MR. CRANE MIGHT HAVE, OR TO ANY COMMENTS
7 OR QUESTIONS YOU MIGHT HAVE, YOUR HONOR.

8 THE COURT: WHAT DO YOU WANT TO SAY, MR. CRANE,
9 ABOUT YOUR SUIT AGAINST MISS CHEREMY?

10 YOU HAVEN'T RESPONDED HERE. YOU HAVE INDICATED --
11 YOU DON'T MAKE ANY REFERENCE TO HER, BASED ON YOUR COMPLAINT,
12 EVEN THOUGH YOU PUT HER NAME ON THE CAPTION.

13 WHAT HAS SHE DONE TO CAUSE HER TO BE LIABLE
14 TO YOU FOR SOMETHING?

15 MR. CRANE: YOU'RE ASKING WHAT ILA HANSON DID?

16 THE COURT. NO, WHAT HAS MISS CHEREMY DONE,
17 WHAT HAS SHE DONE THAT YOU FEEL SHE IS LIABLE TO YOU FOR
18 SOMETHING?

19 MR. CRANE: WELL, SHE WAS IN CONFERENCE WITH
20 THE ATTORNEY BARRY LYNES ON SEVERAL OCCASIONS, REGARDING
21 HOW THEY WERE GOING TO TAKE ME OVER AND DESTROY MY RIGHTS
22 IN THE PROMOTION THAT I WAS DOING WITH HIGH FREQUENCY
23 INSTRUMENTS.

24 I HAVE A LETTER THAT I MAY OR MAY NOT HAVE INTRO-
25 DUCED, WHICH TELLS OF HER PARTICIPATION IN MY WORK WITH

1 THEM.

2 THE COURT: WHO WROTE THE LETTER?

3 MR. CRANE: LYNES DID, I THINK.

4 THE COURT: LYNES WROTE THE LETTER?

5 MR. CRANE: HE'S THE ATTORNEY, YES.

6 THE COURT: THE ATTORNEY FOR PRICE WATERHOUSE?

7 MR. CRANE: PARDON?

8 THE COURT: IS HE THE ATTORNEY FOR PRICE WATER-
9 HOUSE?

10 MR. CRANE: NO, HE'S AN ATTORNEY FOR HIMSELF.

11 THEY MET WITH PRICE WATERHOUSE CORPORATION IN
12 LOS ANGELES. I WASN'T PRESENT.

13 THE COURT: OKAY. NOW, DO YOU HAVE ANYTHING
14 ELSE YOU WISH TO OFFER THIS MORNING?

15 MR. CRANE: NOT AT THE MOMENT.

16 THE COURT: DO EITHER COUNSEL HAVE ANYTHING
17 ELSE TO OFFER?

18 MR. HEALEY: YOUR HONOR, JUST TO MAKE A NOTE
19 THAT THERE IS A LETTER ATTACHED TO THE EXHIBIT 16 TO THE
20 COMPLAINT. THAT MAY BE THE LETTER THAT MR. CRANE REFERRED
21 TO.

22 BUT IN THAT LETTER, THERE'S A STATEMENT MADE
23 BY MR. LYNES, APPARENTLY.

24 AS YOU KNOW, PRICE WATERHOUSE HAS OFFERED TO
25 PROVIDE ASSISTANCE WITH THE BUSINESS PLAN.

1 IT WOULD APPEAR INAPPROPRIATE TO INVOLVE THEM
2 UNLESS AND UNTIL WE KNOW WE HAVE VIABLE TECHNOLOGY.

3 AGAIN, YOUR HONOR, I SUBMIT THAT THERE'S NOTHING
4 IN THE COMPLAINT OR EXHIBIT TO STATE A CAUSE OF ACTION
5 AGAINST MISS CHEREMY.

6 THE COURT: IS THAT THE LETTER YOU ARE REFERRING
7 TO?

8 MR. CRANE: THAT'S NOT THE LETTER, YOUR HONOR.

9 THE COURT: WELL, MR. CRANE, THERE'S NOT MUCH
10 I CAN DO FOR YOU TODAY.

11 I'M GOING TO GRANT THE MOTION TO DISMISS AGAINST
12 MISS CHEREMY. YOU MAY REFILE IF YOU WANT, BUT IF YOU
13 REFILE, AND THEY ASK FOR SANCTIONS, I'M GOING TO HAVE
14 TO GRANT IT FOR THEM, IF YOUR CLAIM DOESN'T STAND UP.

15 DO YOU KNOW WHAT SANCTIONS ARE?

16 MR. CRANE: REFILE ON BUCHE?

17 THE COURT: NO, CHEREMY.

18 IF YOU THINK SHE HAS SOMETHING TO DO WITH IT.
19 SO FAR THERE'S NOTHING TO INDICATE SHE HAD ANYTHING TO
20 DO WITH IT.

21 MR. CRANE: YES, I CAN REFILE SOMETHING ON THAT.

22 THE COURT: NOW, IF YOU REFILE, I'M GOING TO
23 MAKE AN ORDER THAT YOU PAY THEM SANCTIONS IF IT DOESN'T
24 HOLD UP.

25 MR. CRANE: THANK YOU.

1 THE COURT: WE HAVE THE MATTER OF FLIDENSTINE.
2 I'M GOING TO GRANT A MOTION TO DISMISS THERE,
3 ALSO.

4 SO I THINK THAT TAKES CARE OF EVERYTHING BEFORE
5 ME TODAY.

6 MR. HEALEY: YOUR HONOR, SHALL I PREPARE AN
7 ORDER WITH REGARD TO THE DEFENDANT CHEREMY?

8 THE COURT: PLEASE DO.

9 COUNSEL, DO YOU WANT TO PREPARE AN ORDER FOR
10 YOUR CLIENT?

11 MR. CUPP: THANK YOU.

12 THE COURT: IF YOU WANT THAT PRELIMINARY INJUN-
13 CTION, YOU'RE GOING TO HAVE TO REFILE THAT, BECAUSE THERE'S
14 NOTHING BEFORE ME TODAY THAT THEY'VE BEEN SERVED ADEQUATELY.

15 WHEN YOU DO THAT, MAKE SURE YOU BRING ALL THOSE
16 PAPERS IN HERE SO IN CASE THEY DON'T SHOW UP, YOU CAN
17 GET SOME TYPE OF RELIEF AGAINST THEM.

18 MR. CRANE: ALL RIGHT.

19 THE CLERK: YOUR HONOR, THE OTHER MOTIONS, SUCH
20 AS THE MOTION TO STRIKE, OR FOR A MORE DEFINITE STATEMENT,
21 CHEREMY'S MOTION TO DISMISS FOR FAILURE TO STATE A CLAIM?

22 THE COURT: YES, THEY'RE ALL MOOT.

23 THE CLERK: THE PERMANENT INJUNCTION HAS TO
24 BE REFILED.

25 MOTION TO DISMISS AS TO CHEREMY FOR FAILURE

1 TO STATE A CLAIM, THAT'S GRANTED.

2 THEN THE OTHER TWO, SERVICE OF PROCESS AND VENUE
3 IS MOOT?

4 THE COURT: YES.

5 * * *

UNIVERSITY OF CALIFORNIA
THE GEORGE WILLIAMS HOOPER FOUNDATION
SECOND AND PARNASSUS AVENUES
SAN FRANCISCO

March 6, 1934.


Dr. R. R. Ryfe,
708 Electric Building,
San Diego, Calif.

Dear Dr. Ryfe:

I am still "dreaming" about the many things
you were kind enough to show me last Saturday. As soon as I
can tear myself loose I will accept the privilege of coming back
and bringing with me some of the agents which produce disease.
The tumor which I brought with me in the two rats is Hyde 256
carcinoma. I hope it will be of some use to you.

With kindest regards and best wishes, I am,

Sincerely yours,



K. F. Meyer

himself so far as the Alumni feel and the sooner he is out the better. Chicago might do well to do likewise but I am not particularly interested in what they do.

Yours very sincerely,

W. Johnson

Dr. Arthur I. Kendall
School of Medicine
Northwestern University
Chicago, Illinois

Dear Doctor Rife — I am just sending you this copy for your information so you may know just what I said to Arthur. You made a tremendous impression on Dr. Rife & I think the whole subject of Filtrated Bacteria & the Microscope were advanced mightily last Saturday — I hope you come up this week —

Sincerely your friend

W. Johnson

7/26/34

You need not return this

WJ

To: A. I. KENDALL, Ph.D. February 26, 1934
Professor of Bacteriology
Northwestern University Medical School
My dear Arthur,

Jim arrived this morning. I met him at the train. This noon I am giving a little lunch in town to introduce him to a few of the medical profession. Dick is going to take him out this afternoon to show him around Covina. He starts his examinations at eight o'clock tomorrow morning. They last three days. We will do all we can for him. He seems to be very pleasant and altogether a fine fellow.

Last Saturday morning at 7:45, I met Dr. Karl Meyer at Glendale. We drove down to San Diego and at one o'clock we reported at the Rife Laboratory where Dr. Rife met us in his usual courteous way. Incidentally, at my request, Dr. Meyer brought down a couple of sarcomatous rats which he gave to Dr. Rife. He could not have given him a million dollars and pleased him any more.

After a few conventional remarks, he produced a three filtrates of organisms in which he was particularly interested. One was supposed to be the psittacosis. Another, hog cholera and another one was from a kind of respiratory disease of chickens which has destroyed over a million chickens in the Petaluma district alone.

After a little preliminary instruction as to what to look for, given on old B Typhosus, both the dead and the motile ones, he started in on Dr. Meyer's specimens and succeeded in showing him the live organism in each case. Dr. Meyer was most outspoken in his opinion, using such words as "conclusive", "most convincing", "he is a wizard", and "he is a genius", the last two applying to Rife. He thought the microscope #3 was the most wonderful piece of handicraft work he had every seen.

Both Meyer and Rife seemed to click perfectly. Both of them were most affable and frank. He wants to come down again when he can spend several days and do two or three experiments with undulant fever organisms.

(over, back of this page)

1934

Santa Fe Coast Lines Hospital Association

LOS ANGELES
 DR. W. A. MORRISON,
 Chief Surgeon
 DR. LAWRENCE CHAFFIN,
 Asst. Chief Surgeon
 DR. R. J. FLAMSON,
 Asst. to Chief Surgeon

MEDICAL DEPARTMENT—SANTA FE
 Office of Chief Surgeon

SAN FRANCISCO
 DR. A. R. KILGORE,
 Asst. to Chief Surgeon

Sugar media	A B.coli communis (Escherichia coli)	B B.coli communior (Escherichia cummunior)
	acid & gas	acid & gas
Glucose		
Mannite	" "	" "
Maltose	" "	" "
Saccharose	no change	" "
Lactose	acid & gas	" "

Does not liquify gelatin

Indol formed

killed at 60 C for 5-15min.

Nitrates reduced to nitrites

See Muddell Page 317

(B) 1st B. Cole Communior — in OR of 3rd large group
 were killed, agglutinated & leaving many larger Bacilli
 still motile & unattached —

(A)

MILBANK JOHNSON, M. D.
PACIFIC MUTUAL LIFE BLDG.
LOS ANGELES, CALIFORNIA

February 15, 1934

My dear Doctor,

I just had a telephone call from Dr. Karl Meyer. He said that he could not come down this Saturday but will arrive in Los Angeles next Saturday, February 24. I will meet him and bring him down to San Diego.

He said that he would bring with him some filterable virus of the encephalitis which he had received from St. Louis and, also, some psittacosis filterable virus which he is very anxious to see under the microscope. They will be filtered and unstained.

As I told you, I am coming down Friday afternoon of this week and will see you Saturday morning.

Dr. Meyer also said that he had several cancerous rats and mice which he would bring along with him for your collection.

In haste,

Yours sincerely,



Dr. Royal R. Rife
2500 Chatsworth Blvd.
San Diego, Calif.

600 BURLINGHAM DRIVE
SAN RAFAEL HEIGHTS
PASADENA

January 11th, 1934

Dr R. R. Rife
Pt. Loma
California

Dear Sir:

Being in need of some information concerning the phenomenon known as fluorescence, it occurs to me that probably you will be able to give it to me.

The next meeting of the San Diego Shell Club will be held Monday evening, January 29th, and at that time Mr. Armand Jessop will give a lecture on Pearl Culture. One of the ways by which real pearls can be distinguished from imitation pearls is that the former are fluorescent while the latter are not. Mr. Jessop asked me to inquire into the possibility of making a demonstration of this. He has never seen it done. I have, but I am not sure what it was that I saw. I am under the impression that the pearls were illuminated by a beam of light whose wave length was above the visible spectrum, and that the reflected beam had a lower wave length so that the pearls appeared luminous in the dark.

I have inquired among several doctors as to whether they had ultra violet lamps that would produce such an effect, and I have received conflicting information. But I have learned that all the ultra violet lamps in town give visible light with the ultra violet light, so that the fluorescence, if it does occur, can not be seen. I would like to know if there is any sort of screen opaque to visible light, but transparent to ultra violet light, which I might use with a therapeutic light, in order to get monochromatic ultra violet light. I would also like to know if the X ray produces fluorescence. I tried it this afternoon in Dr. Emery's dental office but got no results. Dr. Emery suggested that perhaps a more powerful X ray lamp than his might do it.

Any information that you can give me that would help me to produce an illustration of fluorescence will be most gratefully appreciated. If I do succeed in doing so, I believe it would be well to have some mineral cres or crystals that would illustrate the phenomenon even better than pearls, and while these might not be very appropriate for a shell club, it seems a pity to lose the opportunity to to examine as large a lot of material as possible. If you could tell me what crystals are fluorescent, I could borrow specimens from the Natural History Museum. We have not yet decided upon the place for the meeting; that will depend largely on whether I can locate the right kind of lamp and equipment.

Hoping to hear from you shortly, I remain

Very sincerely yours,

Joshua L. Bailly Jr.

Joshua L. Bailly Jr.
4435 Ampudia St.
San Diego, California

March 8, 1934

My dear Arthur,

Rife was in yesterday and we had about a two and one-half hour talk. He is now very busy planning his new laboratory. It is going to be a little gem, not as extensive and complete as we had hoped at one time, but still most useful for him and large enough to do everything that he will have to do.

We discussed his work with his purple beauties on the bacterium X that he got for his carcinoma cases. His procedure is as follows: After growing the bacilli in X Medium on filtration he finds lots of these purple, highly motile bodies which you saw; after injecting these into a rat, the rat begins to become emaciated, superficial sores appear on the neck, and eventually the rat dies. In the blood of this rat he finds the same organism. He transplants that organism into another rat. He finds fewer of these organisms but they are still present, smaller in size and carrying the same color reaction on the death of the rat. After the third transplanting or inoculation (for he does not transplant tissue, only culture), he ceases to find anything in the dead rat. An inoculation of the filtered serum of the blood of the third dead rat causes a distinctly malignant growth in the fourth rat. This is carcinomatous in character and promptly causes the rat's death through inanition and the presence of carcinomatosis.

Now the question arises - What does he do in the inoculation of this last or fourth rat? He tells me that the most careful research reveals nothing with the microscope, but it does cause a carcinoma to form in the rat. I wonder if the purple body which he sees, although extremely small, is the adult form of the organism and that this thing that he transfers is an infinitely smaller sub-microscopic form which would compare with the larger forms of filterables that we have been playing with. Or, what is it?

In certain forms of bacteria, like the tetanus, anthrax, hay bacillus, etc., these organisms when they get into an uncomfortable environment proceed to form spores which

I don't know whether or not I have made myself clear. I realize that what I have said may seem very much involved but I can assure you that it is no more complicated or mixed up than my own mind is right at present on these subjects.

If you have a few minutes time while you are resting your eyes, I wish you would try to see what you could do in producing the third form. For, if spore forming bacteria will produce filterable forms that are not spores depending entirely upon their environment, we will have gone a long way in opening up a new chapter for your new Bacteriology. I am sending this to you hoping that you will get busy on this problem.

I am having a little trouble in persuading Rife to forget his new telescope for a while and get the Bacteriology work pretty well organized. I told him that there would be stars up there to look at centuries and centuries from now, and while his Bacteriology trail was hot he better follow it before somebody else arrived at the place before you and he could complete your experiments.

How is your new article getting on? I think this will be enough to hold you for a few minutes and when I learn anything more, or think I learn something more, I will give you another shot in the arm.

Yours very sincerely,

MILBANK JOHNSON (Signed)

Dr. Arthur I. Kendall
School of Medicine
Northwestern University
Chicago, Illinois

MILBANK JOHNSON, M. D.
PACIFIC MUTUAL LIFE BLDG.
LOS ANGELES, CALIFORNIA

March 12, 1934

My dear Doctor Rife,

I am inclosing a couple of clippings which I think will interest you, more to show you that people are still thinking about this subject.

These things are getting more and more common and shows that we have got to get right down to business and begin to hustle. Are you going to be able to see me next Saturday. If so, I will try and come town.

I am very curious to know what you think of my letter to Dr. Kendall and whether or not I described the condition correctly. If I did not, you write to him and correct any mistatements of mine.

I am inclosing an invitation which I received to the Community Health Meeting of the American College of Surgeons. You will note on the third page that Dr. Robert B. Greenough of Boston, President-Elect of the American College of Surgeons, is going to talk on cancer, "It Is a Curable Disease." This will be a very interesting talk and if you would like to go, I will go with you. Telephone me beforehand so I can make the necessary arrangements. This will be Wednesday Evening, March 14, at eight o'clock. If you decide to come bring this program with you.

Be sure to let me know whether or not you can see me Saturday. *In haste* —

Yours very sincerely,

Milbank Johnson

Dr. Royal R. Rife
2500 Chatsworth Blvd.
San Diego, Calif.

600 BURLINGHAM DRIVE
SAN RAFAEL HEIGHTS
PASADENA

Don't forget to phone me — Ed

MILBANK JOHNSON, M.D.
PACIFIC MUTUAL LIFE BLDG.
LOS ANGELES, CALIFORNIA

April 2, 1934.

My dear Dr. Rife,

As I promised you, I am sending you the Kaiserling method copied from page 686 of "Practical Bacteriology, Blood Work and Animal Parasitology" by Stitt, Eighth Edition, which is as follows:

For preservation of gross specimens the method of Kaiserling is generally used.

Fix for from one to five days in Solution I:

Formaldehyde.....	200 cc.
Water.....	1000 cc.
Nitrate of potassium.....	15 grams.
Acetate of potassium.....	30 grams.

The position of the specimen should be changed from day to day. The volume of fluid used should be at least five times that of the specimen. Drain and transfer to 80% alcohol for a few hours, then into 95% alcohol until the natural color is just restored.

Finally preserve in solution II:

Acetate of potassium.....	200 grams.
Glycerin.....	400 cc.
Water.....	2000 cc.

It is advisable to keep these specimens in the dark as light destroys the natural color.

In my opinion this is one the best laboratory manuals published.

I hope that you reached home all right the other night. I was so sorry that Mrs. Rife could not be with us. We left the next morning about 9:30.

600 BURLEIGH DRIVE
SAN RAFAEL HEIGHTS
PASADENA

Incidentally, I am thinking about taking a house in La Jolla from June 15 to September 15. If by that time you get far enough along with your work, I would like to try your method on a human being or so.

I delivered the lense to the man for aluminizing and he promised to have it ready by the end of this week. If your man comes up here and will come to my office, I will deliver it to him. Or, if Pasadena would be more convenient I can meet him there. If he comes, you better let me know whether he will be in Pasadena or Los Angeles.

Do you think you will be ready by this Summer to tackle some human beings?

I will be down again week after next, April 14, so if your man can not come before then I will bring the lense down with me.

Very sincerely, your friend,

Richard Johnson

Dr. Royal R. Rife
2500 Chatsworth Blvd.
Los Angeles, Calif.

R.R.
Enclosed find Wendell's letter & enclosed a copy of mine to him — Dr. Neff just reported to me his interview with Dr. Strong — who said the lense was in excellent shape, he was amazed at the shortness of the focus — asked him if he was going to use a microscope on it — Dr. Neff told him that he did not know a thing about it all he knew was that his young friend wanted the best blating job that he could do
RR

1923-S-E-26 Nov
Portland, Ore.
4-6-34.

Mr. Royal A. Rife.
San Diego, Cal.

Dear Sir.

I understand you have invented a microscope of great magnifying power and would appreciate answers to the following.

Would the shape and size make it practicable for use in prospecting for minerals?

Are you manufacturing it for sale and if so how soon could I get delivery and at what price.

Thanking you I am,

Yours Very Truly.

CH Bliss.

MILBANK JOHNSON, M. D.
PACIFIC MUTUAL LIFE BLDG.
LOS ANGELES, CALIFORNIA

April 16, 1934

My dear Doctor,

I have examined very carefully the laboratory plans which you handed me and I have a few suggestions to make. I hope you will not think I am too critical but I will try to give you my reasons for every suggestion.

TOILET ROOM. I notice that the toilet room in the laboratory is on the extreme east end which would make it necessary for everybody to pass through the microscopic room to reach it. If you would place the toilet room in the west end, then, when you had a visiting doctor who wanted to work nights especially when you yourself were going to be out, you could lock up the rest of your laboratory and he could have the use of his private room there. Also, as you are planning to treat patients in this building, it would be very awkward to have them walking through the whole laboratory. I would suggest that somehow you place your machine shop in the east end and bring your toilet room forward.

SINKS. There is a great shortage of sinks in the building. You know how inconvenient any laboratory is without water. I would suggest that a sink be placed in the visiting doctor's room. Also, one should be placed in the microscopic room and in the chemical room. Water is absolutely necessary where any chemical experimentation is going on. If, for any reason, you have to use water-cooled tubes in any of this light work, you must have some place for the waste water to go. A sink costs very little when you are building but in this kind of building it is extremely expensive to add one. By all means try to get it in before the walls are poured. Hot and cold water should be available at each sink.

INCLOSED HOOD. Also, in the chemical room there should be an inclosed hood. I have marked it in the southeast corner. It should be ventilated to the outside so that any noxious gases will be gotten out of the building. This is very important for your own health's sake as well as safety. *out the roof preferred.*

BENCHES, TABLES, DRAWERS, CUPBOARDS. I would suggest that in the dark room you place a table bench on the north side, as well as the bench where the sink is. Also, *in* all of the

under

600 BURLEIGH DRIVE
SAN RAFAEL HEIGHTS
PASADENA

SAFE. You should select a place, perhaps in the basement, to hold that big safe of yours. It should be where it could be cemented in with a wooden cupboard door in front of it for concealment.

VENTILATING APPARATUS. I can not call your attention too strongly to the necessity of providing, in this type of building, proper ventilating apparatus with forced draft. Otherwise, you will have a tomb and your health will suffer.

With the above changes, I think you will have a most convenient and efficient laboratory. For fear that you might be bashful about suggesting some of these changes to Mrs. Bridges, and knowing that it is her desire to provide you with a suitable and efficient place for your work, I am taking the liberty of sending a copy of this letter to her.


I hope that you get pretty definite results on our photographic experiments.

If there is any doubt in your mind as to any of the points I have mentioned above, don't hesitate to write or phone me because there is no time to lose.

Yours very sincerely,


MILBANK JOHNSON

P.S. Provide yourself with a good ground wire before the building is complete, for obvious reasons.



Dr. Royal R. Rife
2500 Chatsworth Blvd.
San Diego, Calif.

(OVER)

copy

April 2, 1934

My dear Arthur,

I just returned from San Diego yesterday and of course spent all Saturday afternoon and evening with Dr. Rife. Dr. Foord was down there also arranging with Dr. Rife matters pertaining to the preparation of specimens sent to him. Dr. Foord was tremendously impressed with the work that was going on and I think left with his head in a whirl.

Dr. Rife showed me your letter to him of March 28. You stated toward the middle of the last paragraph as follows:

"Also, I believe I understand that a sarcoma may finally turn over to a carcinoma with the same sort of wobble between filterable forms and appearance of carcinoma."

I don't know where you got that idea because I have read both my letters to you of March 8 and March 20 and I find no such statement therein. I don't know that myself and hence could not have written it. I never heard Dr. Rife say such a thing. He might have said it to you but he did not to me.

While I was down in La Jolla Saturday morning, I made arrangements to take a house down there for three months beginning June 15 and we are all going down to spend that time. I hope by then we will have human cases to work on and I am too far off up here to give them the proper attention. I am going to see this thing through and help you and Roy in any way that I can. Of course, I don't want to interfere with either one of you but I don't mind saying that I hope you and Gertrude will be able to spend your vacation in La Jolla this year because your presence would be very desirable at this crucial time. I have not told Roy anything about this myself yet but I am sending him a copy of this letter so that he will know what I am planning to do.

MILBANK JOHNSON, M. D.
PACIFIC MUTUAL LIFE BLDG.
LOS ANGELES, CALIFORNIA

April 17, 1934

1934

My dear Doctor,

Since leaving you last Saturday afternoon, I have given a great deal of thought to testing the permeability of the Rife Ray so as to see how much of the Ray actually gets through the part so that we can judge the relative effectiveness on a deep seated tumor.

As we have found that aluminum is practically impervious to this Ray, I would suggest that we get a large sheet of aluminum and cut a round hole in the center of it, and place under it a kind of box to hold a plate holder that would contain a plate longer than twice the diameter of the hole so that we could first take a picture at a given rate of oscillation through the open space. Then, pushing the plate to the opposite side of this slide which would expose a place unaffected by the rays as it had been protected by the plate of aluminum. Put your object over the hole, whether it is a leg, arm, or body, and give identically the same exposure. *of the 15 5/16"*

The difference in the effect of this Ray upon the plate would represent approximately the amount of interference caused by the object itself. What do you think of it? I think the hole ought to be about 3 inches in diameter. If it is too wide we wont get a sharp delineation. If this appeals to you, let me know as soon as possible and I will bring down with me a suitable sheet of aluminum with which to try it out on my next visit.

I am inclosing a little sketch in case you don't understand my description.

Yours very sincerely,



Dr. Royal R. Rife
2500 Chatsworth Blvd.
San Diego, Calif.

600 BURLEIGH DRIVE
SAN RAFAEL HEIGHTS
PASADENA

Copy

April 23, 1934

Dr. Milbank Johnson
Pacific Mutual Building
Los Angeles, California

Dear Doctor:

I had a talk with Assessor James Hervey Johnson this morning regarding Dr. Rife's microscope. Johnson assures me that the assessment will be nominal and feels sure that Mrs. Bridges, with whom he is acquainted, will pay for it. I am sure the bill will not run to exceed twenty-five (\$25.00) dollars.

As I told you Saturday night, your San Diego namesake is a peculiar individual. Went over the case with him from all the angles I could think of in an effort to get him to wipe it off the rolls but was not successful. His theory is that if anything exists whose ownership can be proven, it must be taxed. However, the amount will be so small that I am sure there will be no great objection to it although from the standpoint of principle it seems a shame that Dr. Rife should be penalized for his profitless work in aiding humanity.

With best wishes.

Sincerely yours,

T. G. LaBlanc (Signed)

TGL:LN

MILBANK JOHNSON, M. D.
PACIFIC MUTUAL LIFE BLDG.
LOS ANGELES, CALIFORNIA

April 24, 1934


My dear Dr. Rife,

Inclosed is a copy of a letter which I just received from Mr. LaBlanc, Secretary of the San Diego Division of California Taxpayers' Association. He is the gentleman whom we called upon Saturday night. This letter is self-explanatory.

Did you get your tube repaired? I am dying to know how you got along with your friend, the radio expert.

Take a day off and drop me a line and let me know if there is anything else I can do about this Assessor business. I do think that our visit probably caused him to make a lower assessment than he would otherwise have made.

Yours very sincerely,



Dr. Royal R. Rife
2500 Chatsworth Blvd.
San Diego, Calif.

600 BURLEIGH DRIVE
SAN RAFAEL HEIGHTS
PASADENA

from the private archive of Jimmie Holman & Paul Dorneanu

26

MILBANK JOHNSON, M. D.
PACIFIC MUTUAL LIFE BLDG.
LOS ANGELES, CALIFORNIA

April 30, 1934

My dear Doctor,

I am mailing you with this letter a copy of the "Readers Digest" for May 1934. There is an article entitled "Young Doctor Heat" which I am very anxious to have you read carefully. I have gotten a real idea out of this which I want to discuss with you next Saturday.

I wonder if your Ray could be the short electro-magnetic wave referred to in this article. Of course these people, having no way to observe the effect on actual bacilli, could not know the exact wave length or oscillation on organisms.

This article seems to explain a great deal to me that I did not know before and has given me a great big idea which may be no good but I do want to discuss it with you fully.

Can't you meet me about 11:30 in La Jolla next Saturday. I want to show you the Library Building and get your opinion of it before I say anything to the people at the Scripps Clinic about it as a place for our Clinic this Summer.

My biopsy forceps came this morning and I also hope to bring down with me the penetration gages which I think I told you about in my last letter.

Please try to meet me at the Casa de Manaña about 11:30 Saturday and we will have lunch together.

In haste,

Yours very sincerely,



Dr. Royal R. Rife
2500 Chatsworth Blvd.
San Diego, California

800 BURLEIGH DRIVE
SAN RAFAEL HEIGHTS
PASADENA

MILBANK JOHNSON, M. D.
PACIFIC MUTUAL LIFE BLDG.
LOS ANGELES, CALIFORNIA

May 22, 1934

My dear Doctor,


I think I understood you to say that you were going to make some bactericidal tests with the microscope with this Ray as it is.

I want to suggest that when you make the bacterial tests that it is going to be very important to know whether the Ray has any penetration even if it does kill surface bacteria. After you have made your test and determined that there is the same bactericidal affect to this present manifestation that we have now, I would suggest that you put a piece of sheet lead over your bacteria or between the Ray and bacteria and see if it has sufficient penetration to go through a piece of lead.

We know the other Ray had penetration but we do not know with the bactericidal part of it was penetrated or not and this will show us very conclusively. Of course if this non-photographic Ray does not kill the bugs, then we can assume that it is the photographic Ray that does.

I am sending this to you by special delivery airmail so that you will be sure to get it tomorrow when you are making your experiments. I certainly hope that the broken wire in your coil will not be too difficult to fix and that it is the cause of our trouble.

Hastily yours,



Dr. Royal R. Rife
2500 Chatsworth Blvd.
San Diego, Calif.

800 BURLEIGH DRIVE
SAN RAFAEL HEIGHTS
PASADENA

THE LANCET
LONDON, ENGLAND

7-21-34

CANCER VIRUS

In his Oliver-Sharpey lectures Dr. C. H. Andrews gives by far the most complete survey which is available of the phenomena which associate an agent very similar to a virus with the origin of malignant tumors. Since Peyton Rous discovered that certain bird tumours could be propagated by cell-free extracts, there has been a growing conviction on the one hand that the Rous tumours are the centre of the cancer problem, and on the other, that the study of their agents is likely to throw critical light on the nature of viruses. Such a general review as was begun last week in our columns and is concluded on p. 117 is therefore timely. Dr. Andrews has little difficulty in showing that the filtrable agents which may be separated from many bird tumours, whether spontaneous or produced by such substances as tar, have a close resemblance in their nature and properties to many of the viruses which are the accepted causes of a number of infectious diseases. And the more such infectious viruses are studied, the less important do their differences from visible microbes become. In a very interesting table Dr. Andrews draws attention to the fact that virus-like agents may cause a variety of tissue reactions ranging from pure necrosis at one end of the series to pure proliferation at the other; in the intermediate zone are conditions such as fowl-pox, molluscum contagiosum, infectious warts, and rabbit myxomatosis. If foot-and-mouth disease and vaccinia at one end of the scale are by general consent due to viruses, it is certainly difficult in the face of the graduated series presented to say that a virus is, a priori, an improbable cause of tumours.

One of the most significant qualities of tumours is their extraordinary degree of histological specificity. It is recognisable in human tumours, but their life is so short that the fact emerges in a much more striking form from the study of transplantable tumours watched through many

-2-

generations. Each mouse carcinoma has its own anatomical characters which it maintains as far as the evidence goes ad infinitum. The same is true of the artificial sarcomata of birds. The simplest explanation is to suppose that this heritable quality is dependent on some genetic change in the cells in which the tumour begins, but this idea is plainly not tenable in view of the fact that the same constancy of structure obtains when the tumours are propagated by cell-free filtrates. On the virus hypothesis, each fresh tumour arising from a filtrate is due to the stimulation of the virus and this implies a specificity of tissue response which is much less pronounced in animals as the result of the influence of accepted microbes. It may be that the actual tissue changes are in these familiar instances directly due to some products of tissue damage—produced alike by staphylococci and streptococci for example—rather than to the actual bacterial toxins. And bearing in mind that no virus has been shown to produce a toxin, and assuming that active viruses are always intracellular, it is perhaps easier to believe that tumour viruses cause these extremely specific anatomical results. Dr. Andrews might also, we think, have drawn on the analogy of plant galls in which the anatomical inflammatory reaction is so specific that the species of the infecting parasite can be predicted with certainty from the appearance of the lesion.

The great practical danger of preaching any form of a parasitic theory of cancer is that thoughtless people are too apt to draw the implication that cancer is a catching disease, and to have their attention distracted from the many hygienic measures by which cancer may be prevented. There is of course no evidence whatever that cancer is infectious in any ordinary sense, and however completely the virus-like nature of the agents by which fowl tumours may be transmitted is established, there is no justification

-3-

for any assumption that this agent is capable of a free and independent life. These considerations bring us to what is, we believe, the pith of the whole problem—where does the virus come from? Does it originate in the tumour or does it come from some extraneous source? Attempts to solve this problem along immunological lines, of which Dr. Andrews's own work forms a conspicuous part, give no clear-cut answer, and this is not surprising. It is obvious from morbid histology that malignant tumours are recognized by the normal tissues about them as in some degree foreign, and it is clear that they excite in the body a response which is both local and general. But this is no longer of any great weight in deciding whether they are wholly autochthonous or not. Modern work on the antigenic specificity of denatured and artificially compounded proteins would in fact lead one to suppose that any normal tissue which was so altered as to be a tumour would probably be antigenic to the animal in which it grew. That the cell-free agent may be antigenic is fairly clear, though the specificity of the response is obscure and muddled in any case; this provides no proof that the agent does not arise in the tumour. Dr. Andrews believes that it does, and in the concluding parts of his second lecture he inclines to the view that tumour viruses are integral parts of normal cells which under certain circumstances are set free to produce the characteristic changes in the cells. If that is so, the effective discovery of the cause of cancer depends on the definition of the circumstances under which these "indigenous viruses" become active rather than on the study of the viruses themselves. A great deal is known about them already and Dr. Andrews's lectures link up very naturally with a whole field of clinical hygiene and statistical work with which he does not deal.

"The Lancet"; London; July 21, 1934; page 145.

Re Cancer Clinic 1954 - Scripps Ranch S. Diego

NORTHWESTERN UNIVERSITY MEDICAL SCHOOL

605 EAST CHICAGO AVENUE
CHICAGO, ILLINOIS

DEPARTMENT OF RESEARCH BACTERIOLOGY
WARD MEMORIAL BUILDING

September 20, 1934

Dear Mrs. Bridges:

My wife and I were unfortunately not able to pay our respects to you before we left California, and this is both an apology and also a renewed expression of our pleasure in being invited to your very beautiful party. We do hope we shall be fortunate enough to be in California again so we may call upon you.

Our trip home was without incident: it was not the first day, but we succeeded in getting a place in an air conditioned car, and the remainder of the journey was very comfortable. It was quite cool when we landed in Chicago, and it has been comfortable ever since. We have been away for two and one half months, so everything was strange, especially the bustle and confusion of a large city which we both detest. We believe the ideal arrangement would be to live in La Jolla ten months of the year, and in Old Mexico the remainder. Our visit to Mexico was one of the outstanding episodes of our lives, and we really became very fond of the country, especially of the Hacienda in the State of Durango where we spent five weeks. Another year we hope to know enough Spanish to carry on a conversation: at present we are limited to bare necessities: eating, travelling (provided there are no emergencies which would call for words not in our vocabulary) and doing the very ordinary things of life. My wife has promised to study the language this winter, and I have already spent some three months learning the rudiments, so it may be that another year we may really converse with the Spanish people in their own tongue, a most desirable accomplishment.

This afternoon I have a meeting with Mr. Hardin, President of the Board of Trustees of the University: he is much interested in Roy and his splendid work, and I shall be asked to tell what I saw during my very brief visit to California. Mr. Hardin, unlike many persons, is very friendly, and will take the proper view point of the work: that it is experimental so far, done with no rules of the game to go by, and with a machine that is designed for small output, and therefore, not capable of showing its full worth. I understand there is to be a new machine, embodying the facts learned from the old one, and built along more lusty lines so its output will be more nearly equal to the demands which should be put upon it. I have written to Dr. Johnson telling him about the one case I can talk intelligently about: Tom Knight. Roy will tell you about Tom: he seems to me to be the most important case of the entire series because his tumor was on the cheek, where it could be seen, watched and measured from the start to the finish. This I have done, reciting the actual measurements, and details of treatment and of pathological examination.

I do hope you will overlook the use of the typewriter: my handwriting is so very bad no one, including myself can read it. Hence I substitute impoliteness for illegibility.

My wife unites with me in warmest regards,

Ever sincerely yours,



Howell H. Jones,
The Evening Tribune,
Sept. 25, 1954.

Dr. R.R. Rife,
2500 Chatsworth Blvd.,
City.

Dear Dr. Rife:

Since talking to you on the telephone that evening, I have been thinking, more and more, of the importance of the work you and your associates are engaged in out at La Jolla. If your research comes to a successful conclusion, it would not only constitute a remarkable contribution to medicine and science---that goes without saying---but, because of its importance to all humanity, would quite naturally be a great news story. Naturally, we would like to get that story.

It would, of course, behoove us to be as careful and thorough in handling such a story as humanly possible. For that reason, I'd like to talk the whole thing over with you, at your convenience, of course, and plan the reporting of this in advance, as much as possible.

Please do not misunderstand me, either, Doctor. This is not a case of my seeking to change our previous understanding of the situation, is not an attempt to argue you into letting a story out prematurely. It is simply that I would like to plan ahead of time, just as carefully as possible, for reporting the story thoroughly and correctly, if and when it becomes a story.

Too, I would like to renew our acquaintance, which was so casual that you probably do not recall me. In that connection, I realize that we do not know each other well enough for me to expect, without presuming a great deal, that you could, without further assurance, feel safe in placing full confidence in me in all phases of this matter. For that reason, it might be well for me to mention that my father is a physician, that my acquaintances here number a good many in that profession ~~here~~ with whom you in your work have also probably become acquainted and that I would be glad to have you inquire about me among them. I handled a story about Dr. Thompson's laboratory recently, so he, perhaps, could tell you something about me.

If you see fit, and can spare the time from your work, to talk this over with me sometime soon, I would certainly appreciate it if you would get in touch with me. I'll enclose a self-addressed, stamped envelope so you may communicate with me that way, or, if you prefer, you could telephone me. I'm in and out of The Tribune office a good deal, so you might have better success in catching me by 'phone in the evening at home, around 6 or 7 o'clock. In event you have mislaid my home 'phone number, it is H-2622-r.

Sincerely,

Howell N. Jones

Santa Fe Coast Lines Hospital Association

LOS ANGELES

DR. W. A. MORRISON,
Chief Surgeon

DR. LAWRENCE CHAFFIN,
Asst. Chief Surgeon

DR. R. J. FLAMSON,
Asst. to Chief Surgeon

SAN FRANCISCO

DR. E. S. KILGORE,
Asst. to Chief Surgeon

MEDICAL DEPARTMENT—SANTA FE

Office of Chief Surgeon

610 South St. Louis Street

Los Angeles, Calif.,
November 23, 1934
RE: Mrs. Mary Fewell
Los Angeles, Calif.

Dr. Royal R. Rife
2500 Chapsworth Blvd.
San Diego, Calif.

Dear Doctor Rife:

Herewith follows for your information a detailed report in the above captioned case.

*Patient is a white female, fifty-two years old. She entered the Santa Fe Hospital complaining of progressive malaise, dyspnea and swelling of the abdomen. She stated that for the past two years she has gradually become more fatigued, dreading even the house hold duties. Things that she had formerly enjoyed such as the women's club functions she shunned because she was scarcely able to force herself to continue keeping house. In the summer of 1933 she took a trip to Texas and Alabama to rest, which made her feel better. However, the relief was temporary and she gradually became more weak. In May, 1934 she began to notice fullness in the abdomen and especially so after meals. She thought that she might have a tumor of the uterus. September 22, 1934, after shopping, she had to give in and allow her husband to call a doctor. Previous to this time she did not disclose any illness to him. Her legs were aching. She was short of breath and she felt as though she were coming down with a cold. October 5, 1934 dyspnea became more pronounced and forced her to remain in bed at least part of the time from September 22nd to October 13th when she was admitted to the Glendale Sanitarium and hospital and had her chest and abdomen aspirated - two quarts from either side of the chest and two quarts from the abdomen. This relieved her dyspnea. She was admitted to the Santa Fe Hospital October 20, 1934."

PAST HISTORY:

In 1905 patient was operated upon for rectal fistula. In 1911 following her first child she developed puerperal sepsis with "blood poisoning in colon."

Respiratory: Bronchial cough "asthma" non-productive and no hemoptysis, no pre-cardial pain or swelling of the ankles. She has lost ten pounds during the past month.

Gastro-Intestinal: She has always been constipated. There is no history of jaundice, clay colored or tarry stools.

Genito-Urinary: Negative.

Gynecological: Menopause at forty-eight - four years ago gradual cessation and no bleeding since.

R. R. R.
11-23-34

2.

EXAMINATION:

Physical examination reveals an emaciated elderly white female fifty-two years old, reclining in bed with low back rest, having no acute distress but breathing with some effort.

Head and neck are negative for pathology.

Chest shows dullness, decreased fremitus and absent and decreased breath sounds in both bases, but more on the left side.

Heart sounds are distant.

The abdomen is soft, relaxed and presents scar of previous aspiration. There is a fluid wave demonstrable, and dullness on percussing the flanks. The liver edge is sharp, smooth and not tender. The spleen and kidneys are not palpable. The costo vertebral angle is not tender. In the right upper quadrant just below the gall bladder region and rather deeply situated is a smooth firm oblong mass 4 x 6 x 8 cm movable and ballotable and not associated with respiratory movement. There is no gross lymphadenopathy and the neurological findings are negative.

X-RAY:

X-Ray examination of the colon, made October 17, 1934, at the Glendale Sanitarium and Hospital, was reported as follows:

"Examination of the colon by barium enema shows a dilatation of the rectum, redundancy of the sigmoid. There is a narrowed, irregular portion of the sigmoid which does not obstruct the flow of the barium, probably due to spastic contraction. Haustration is rather poor in the transverse colon, which is somewhat widened. The cecum and ascending colon are also somewhat dilated. After evacuation the colon emptied almost completely from the hepatic flexure distally. A moderate amount still remained in the cecum and ascending colon. Diagnosis: Irritable colon, spastic type."

X-Ray examination of the chest, made at this hospital October 22, 1934, was reported as follows:

"Roentgenologic examination of the chest shows slight retraction of the rib cage on the left. There is some fringing of hypertrophic arthritis on the margins of the articular surfaces of the bodies of the thoracic vertebrae. The heart shadow is at about the upper limits of normal size. There is slight pleural thickening over the right apex and there is a large amount of hazy density at both bases, most marked on the left. There is heavy smooth density at the left base posteriorly. CONCLUSION: Pleural thickening with probably some fluid at both bases. The heavy shadow in the posterior portion of the left side of the chest could be either pleural thickening or encapsulated fluid. Comparison with a film taken elsewhere dated October 15, 1934 shows some decrease in the amount of density at the left base."

R. R. R.
11-23-34

3.

X-Ray examination of the gastro-intestinal tract, made October 26, 1934, was reported as follows:

"Roentgenologic examination of the gastro-intestinal tract shows a normal esophagus. The stomach is normal in size, shape, position, outline and motility. The duodenal cap and the course of the duodenum are normal. At six hours barium has reached the ascending colon. Half the meal is scattered through the small intestine which is not dilated. At twenty-four hours a considerable portion of barium has been evacuated. Small amounts are scattered through the colon. Examination of the large intestine by means of a barium enema does not show any definite abnormality. A film of the abdomen before ingestion of a barium meal shows that the spleen is slightly enlarged. The right kidney is normal in size, shape and position. Left kidney outlines are somewhat obscured by intestinal contents. Films of the gall bladder region before administration of dye do not show any gall stones. Films taken twelve and fourteen hours after oral administration of dye show the dye rather faintly in a gall bladder of normal size. At eighteen hours, or after the ingestion of a fat meal, no definite shadow of dye in the gall bladder is seen. CONCLUSION: Some general discomfort is complained of throughout the abdomen during the entire examination, but the cause of this is not evident from the X-Ray examination. The distribution of the meal in the small intestine at six hours is of the type frequently seen in ascites."

X-Ray examination of the chest, made November 10, 1934, was reported as follows:

"Roentgenologic examination of the chest for comparison with films taken October 22, 1934 does not show any definite change since that examination. The outline of the diaphragm on the right side is somewhat fuzzy, suggestive of subdiaphragmatic infection. The appearance is not typical."

LABORATORY:

Examination of blood, made October 22, 1934, showed hemoglobin to be 95% (sahli 75%), red count 5,280,000, color index 0.92, white count 10,200, polynuclear neutrophils 69%, lymphocytes 19%, monocytes 7% and eosinophiles 5%. Wassermann and Kahn tests, made October 27, 1934, were negative. Examination of urine, made October 18, 1934 at Glendale Sanitarium and Hospital Laboratory, was essentially negative. Examination of urine, made October 20, 1934 at the Santa Fe Hospital, showed a trace of albumin, positive acetone, few pus cells, few epithelial cells and few bacteria. Report dated October 16, 1934 from Glendale Sanitarium and Hospital Laboratory, covering fluid from lungs, is as follows: "Smear from sediment of fluid from lungs reveals: Numerous pus cells; numerous red cells. No acid fast bacilli seen. Fluid from chest aspiration taken November 1, 1934 at Santa Fe Hospital is reported as follows: "About 20 cc slightly cloudy straw-colored fluid received. There is a tendency to clot. Centrifuged sediment shows: Gram stain - no organism seen. Wright's stain - many large pleomorphic single and multinucleated atypical cells that appear epithelial in character. See tissue report. Cultures in poured blood agar plat and broth show no growth after forty-eight hour incubation."

R. R. R.
11-23-34

4.

Laboratory report, made October 30, 1934 at Santa Fe Hospital, is as follows:

*Biopsy from left side back:

Specimen consists of a small greyish nodule about 1 cm. in diameter, partly surrounded by subcutaneous fat, removed from the back.

Microscopic examination:

Sections show dense hyaline to moderately cellular tumor, the latter surrounding numerous small spaces filled with atypical epithelial cells with markedly hyperchromatic nuclei. Groups of tumor cells are found throughout the section.

Diagnosis: Carcinoma, metastatic of skin."

Since patient's entry here her temperature has varied between 98 and 102 degrees averaging 99.5. She is gradually losing ground. There is now pain in the right upper chest and great weakness. She has a dehydrated appearance. At the site of previous aspirations there are infiltrating endurated masses approximately 7 cm in diameter.

On November 13, 1934 1100 cc serous fluid was aspirated from the left chest and on November 15, 1934 there was 1500 cc removed from the right chest.

I will advise you of further developments in this case at a later date.

With kind regards, I am

Very truly yours,


Chief Surgeon

ASG:AF

MILBANK JOHNSON, M. D.
PACIFIC MUTUAL LIFE BLDG.
LOS ANGELES, CALIFORNIA

November 26, 1934

My dear Dr. Rife,

Dr. Johnson seems to have brought back to Los Angeles with him some of your possessions. I rather imagine he picked them up with some of his things without noticing that they belonged to you. I am returning these papers immediately and hope you have not been inconvenienced. Inclosed is a copy of a letter which Dr. Johnson wrote to a Dr. Robbins which is self-explanatory.

Yours very sincerely,

Ruth Taylor
Ruth Taylor

Dr. Royal R. Rife
2500 Chatsworth Blvd.
San Diego, Calif.

600 BURLEIGH DRIVE
SAN RAFAEL HEIGHTS
PASADENA

COPY

November 26, 1934

My dear Dr. Robbins:

In "Science News Letter" for Nov. 17, 1934, page 308, there appears a short note accredited to you entitled "Study Concentration of Viruses as Clue to Nature." That article starts off with the statement, "Too small to be seen; too many to count;" later on describing some interesting experiments made by you on some infected tobacco plants. You are further quoted as saying, "that one as yet unsettled question about viruses is whether or not they actually are living organisms."

I do not think you are quite right in assuming that as being an unsettled question. For your information, I am inclosing a reprint from "California and Western Medicine" of December 1931 which describes some very interesting experiments by Drs. Kendall and Rife in Pasadena. I was associated with them in that work and since that time I have seen the filter passing forms of many kinds of organisms such as the organism responsible for encephalitis with Dr. Rosenow and the filter passing forms of several of streptococci and staphylococci. I have grown these organisms in the K Media described by Dr. Kendall, transferred them many times, and seen them repeatedly with the Rife microscope.

You might be interested to know that there are two of these Rife microscopes existing today: one in Dr. Kendall's laboratory in the Bacteriology Research Department of Northwestern University at Chicago; and one in Dr. Rife's laboratory in San Diego. I am quite sure that if you have sufficient interest in this subject either of the Doctors would be glad to endeavor to show you filter passing organisms if you would take the material to them.

In a report by Dr. Rosenow published in the "Proceedings of the Staff Meetings of the Mayo Clinic" for Wednesday, July 13, 1932, he says that these organisms are not so small that they could not be seen by the ordinary microscope but seemingly they have exactly the same index of refraction that the media has in which they are living and, therefore, they must be stained in some manner so as to differentiate them from the media.

I have seen with Dr. Karl Meyer of the University of California the filter passing forms of such diseases as hog cholera, psittacosis, and a very infectious disease of chickens affecting their throat, the name of which I have forgotten.

~~Coccidiosis~~
→ Coccidiosis

The organisms under this microscope are very characteristic, many of them highly motile, growing easily in K Media, and easily transferred by inoculation from one tube to another. Each variety of organism gives a characteristic color under the Rife microscope so much so, in fact, that you can identify filter passing organisms more quickly and more certainly than you can the non-filter passing

organisms of the same species, no fermentation or culture tests being required.

I hope you will pardon my presumption in calling your attention to this but I have worked almost continuously for the last three years with so much certainty and such definite results that it seems strange to me that others are having difficulty - first - in producing the filter passing organisms; and second - that there should be the least doubt about their existence, form, characteristics, or size when they are so easy to obtain and so easy to determine.

I feel quite sure that Dr. Kendall in Chicago who has the Rife microscope nearest to you will verify what I have said and show you these for yourself.

Yours very sincerely,
MILBANK JOHNSON (Signed)

Dr. William J. Robbins
University of Missouri
Columbia, Missouri

11-24-1934

Postal Telegraph

(THE MURKIN SYSTEM)



ALL AMERICA
CABLES

COMMERCIAL
CABLES

RECEIVED AT

STANDARD TIME
INDICATED ON THIS MESSAGE

This is a full rate Telegram or Cablegram unless otherwise indicated by signal in the check or in the address.

DL	DAY LETTER
NL	NIGHT LETTER
NM	NIGHT MESSAGE
LCO	DEFERRED CABLE
WLT	WEEK END CABLE LETTER

Page
26

VIRUSES SEEN BY KENDALL STOP WOULD WELCOME WIRED STATEMENT BY
YOURSELF OR WITH KENDALL TO EXTENT OF FIVE OR SIX HUNDRED WORD
SCIENCE SERVICE.

Recd

MILBANK JOHNSON, M. D.
PACIFIC MUTUAL LIFE BLDG.
LOS ANGELES, CALIFORNIA

January 8, 1935

My dear Dr. Rife,

You will find inclosed a copy of a letter that I just received from Dr. Kendall in which you will see he answers the letter I wrote asking him to try to get B. X. in a non-filterable form. He wants some B. X. cultures and I promised him that you would send him some, so, please do so at your earliest convenience.

After you have finished reading it, be sure to return the "London Lancet" because, as I told you, it is a borrowed copy.

If you have any B. Y., it might be a good thing to send Dr. Kendall some. Be sure to mark it plainly.

You know I liked the "cut of those fellows Jibs" that were down there last Saturday. I particularly liked that young John Wells. He is a nice fellow. I saw quite a little of him after leaving your house, that evening and the next morning. He seems to be a man of high ideals. The Doctor there may be all right, but he is like so many other Ph. Ds. that I know of who have developed critical faculties to such an extent that creation has ceased. He may improve on acquaintance, some of those fellows do.

I hope you will give them some time to plan out some kind of agreement with them that will be mutually profitable both to you and to them. It is going to be very difficult to get our ideas across to the general public and to the general profession, unless somebody will be able to repeat these experiments besides ourselves. Hence, my desire to make some kind of microscope available for general use.

Let me know when you get your new condenser for the new Rife Ray machine. I am very anxious to test it out and give some of our patients just a few more treatments.

Yours very sincerely,

Milbank Johnson

600 BURLEIGH DRIVE
SAN RAFAEL HEIGHTS
PASADENA

Dr. R. R. Rife
San Diego, Cal.

P.S. The Enclosed copy of an other article is a summary of the one I left you - it is most interesting & hope that you will get down new ideas out of - they are certainly genuine near the truth sign -

Copy

MOUNTAIN VIEW HOTEL

Gatlinburg, Tenn

Dear Milbank,

Your telegram was delivered last night and I hasten to answer it. It would be difficult for several reasons for me to go to St. Louis, not the least trouble being that the Prof. of Bacteriology is not a particular friend of mine. However, I would not be surprised if the disease made its way to Chicago and then I could probably have a try at it with my special media. I do wish Dr. Rife could be with me to train his microscope on the blood, spinal fluid, and culture. It would certainly be most gainful.

We have to leave here in about three weeks, time not settled yet, and that will give us ample time to get things together for the coming year. I am to have an able young woman, Miss Colwell, to work with me in addition to Dr. Tilden. Miss Colwell is splendidly trained and I am looking forward to a good session.

We are lagging along here getting rid of the dust, dirt, and noise of Chicago. The rain has been very much above average so we are not out as much as common. Just at present I am a sort of very unofficial advisor of the Pi Phi school, that remarkable school the Pi Phis started to help the mountain folk. There are several problems connected with the ~~subject~~ that I can help them with and it is rather good fun doing it. water supply, etc.

Gertrude unites with me in love to you both,

Sincerely yours,

Arthur Kendall

American Optical Company

ESTABLISHED 1833 VOLUNTARY ASSOCIATION 1912

CHANNING M. WELLS, PRESIDENT
ALBERT S. WELLS, TREASURER
JOHN W. WELLS, VICE PRESIDENT
AND SECRETARY
FRED C. MERRY, VICE PRESIDENT



EXECUTIVE OFFICES
AND FACTORIES
SOUTHBRIDGE, MASS.
SALES HEADQUARTERS
70 WEST 40TH STREET
NEW YORK

IN REPLY REFER TO

532 Bank of Italy Bldg., San Diego, Cal.

January 12, 1935

Dr. Royal R. Rife
708 Electric Bldg.
San Diego, Calif.

Dear Dr. Rife:

Ed Tillyer and I find that we have to leave here on Monday for Los Angeles, so I am afraid we won't have a chance to have the pleasure of seeing you again on Tuesday night as tentatively planned. Before returning East we might be down here again in which case I am sure you won't mind if we call on you and perhaps have another chance to see you for a little while.

We both want you to know how much we appreciate the time you have given us and how very much interested we both have been in all that you are doing.

With our very best wishes and again many thanks for everything.

Sincerely,

JW:LSG

John M. Wells

Wide Angle **TILLYER LENSES** Accurate to the very edge

MILBANK JOHNSON, M. D.
PACIFIC MUTUAL LIFE BLDG.
LOS ANGELES, CALIFORNIA

January 28, 1935

My dear Doctor,

I phoned Dr. Butt and he was very delighted to hear that you would be in Los Angeles next Thursday morning at ten o'clock at the Santa Fe Hospital. Dr. Butt will be there with Dr. Hall and have several varieties of bacteria for you to show him.

If there is any change in your plans, please let me know in time to notify these doctors as they are quite busy just now.

Very sincerely,



Dr. Royal R. Rife
2500 Chatsworth Blvd.
San Diego, Calif.

600 BURLEIGH DRIVE
SAN RAFAEL HEIGHTS
PASADENA

from the private archive of Jimmie Holman & Paul Dorneanu
American Optical Company

ESTABLISHED 1833 VOLUNTARY ASSOCIATION 1912



Southbridge, Mass., U. S. A.

February 6, 1935

Dr. Royal E. Rife,
708 Electric Building, San Diego,
California.

My dear Dr. Rife:

I admired very much the fine grain film which you had on some of your pictures. If you remember, I asked you about it and you told me you would give me the formula for the developer and, if my memory is correct, you told me at that time that you used an Amidol developer with the addition of Picric acid.

I wonder if you would be so kind as to send me this formula?

John Wells and myself are both sorry that we didn't have an opportunity to see you again. We had to leave for Los Angeles sooner than we expected and the only redeeming feature is that perhaps Mr. Timken might have shown up the following night and we couldn't have seen you anyway.

From Los Angeles we went up to San Francisco. From there John went to Tucson and I went on to Chicago, and there was a difference in the climate! When I got home we had perhaps two feet of snow.

When in Chicago I spent a couple of hours with Dr. Kendall. He was so excited about a new culture he had gotten from arthritis that he was hardly coherent at times. I can't tell you what the culture was because I don't know enough about bacteriology.

We certainly enjoyed our visits with you, and I want to personally thank you for your kindness in spending the time with us. I hope sometime we will see you in Southbridge.

With very kindest regards, in which John joins me.

Sincerely yours,

E. D. Tillyer
E. D. Tillyer.

EDT/B

If your glasses aren't Ful-Vue they're not the latest style

MILBANK JOHNSON, M. D.
PACIFIC MUTUAL LIFE BLDG.
LOS ANGELES, CALIFORNIA

March 11, 1935


My dear Dr. Rife,

Inclosed you will find a letter which I have just received from the International Cancer Research Foundation.

In order that I may most effectively comply with their request, will you send me some pictures taken of the interior of your laboratory, also a picture of the big microscope. Also, will you answer as many of their questions as you see fit as they are naturally interested in knowing as much as possible about your accomplishments.

Please do this as soon as you can because I want to get these people back there started as soon as possible. Will you return their letter for my files.

Yours very sincerely,



Dr. Royal R. Rife
2500 Chatsworth Blvd.
San Diego, Calif.

600 BURLEIGH DRIVE
SAN RAFAEL HEIGHTS
PASADENA

MILBANK JOHNSON, M. D.
PACIFIC MUTUAL LIFE BLDG.
LOS ANGELES, CALIFORNIA

March 14, 1935

My dear Doctor,

You will find inclosed a copy
of Dr. Foord's report on the Berndt
pathological specimen which you sent him
through me.

Unless you find something in
your animal tests to the contrary, I do
not believe that it would be advisable
to treat this case for tuberculosis. It
might only bring discredit on our work
and probably would not benefit the man unless
we could get an absolute diagnosis of true
cause which we have not as yet obtained.

Yours very sincerely,

Milbank Johnson
P.S. Don't forget to show the report
to Dr. Berger - E.J. -

P. S. Please hurry the photographs and the
report as I want to answer the letter
from the International Cancer Research
Foundation as soon as possible.

M. J.

Dr. Royal R. Rife
2500 Chatsworth Blvd.
San Diego, Calif.

600 BURLEIGH DRIVE
SAN RAFAEL HEIGHTS
PASADENA

from the private archive of Jimmie Holman & Paul Dorneanu
627 Eichandia St.,
Los Angeles Calif.,
March 20, 1935.

Dr Royal Rife,
2500 Chapsworth Blvd.,
San Diego, Calif.,

Dear Sir:-

I am coming down to
San Diego this week end on the
Santa Fe lines to visit you and
study further into your work. I am
intensely interested in what you
are doing, as a result of your fine
demonstration here at the Santa Fe
hospital. I firmly believe that
you have opened a new field, and
altho I merit none of your time,
any glimpses into new concepts
will be much appreciated.

Yours sincerely,
Arthur Gray.

from the private archive of Jimmie Holman & Paul Dorneanu

MILBANK JOHNSON, M. D.
PACIFIC MUTUAL LIFE BLDG.
LOS ANGELES, CALIFORNIA

March 29, 1935

My dear Doctor,

I wrote you on March 11 asking you to send me some information which I required to intelligently answer a letter which I received from The International Cancer Research Foundation, but, as yet, I have not heard from you.

Don't answer anything you don't want to answer but please send me some of the pictures of your laboratory.

I wish that, in the near future, you could come up and let me have a chat with you. This is quite important so please give it your attention.

Very sincerely, your friend,



Dr. Royal R. Rife
2500 Chatsworth Blvd.
San Diego, Calif.

600 BURLEIGH DRIVE
SAN RAFAEL HEIGHTS
PASADENA

91 Mt. Vernon St.
Boston, Mass.
Mon., April 1, 1935.

Dear Mr. Rife,

Having heard of your marvellous experiments in the cure of cancer, I am writing to ask your advice with respect to a very sad and desperate case.

A young musician, just twenty-three years old, a most talented pianist, is dying of cancer of the spine. He has been in bed three months and the doctors give him only three or four weeks to live. It is beyond the stage where an operation is possible. He is a sweet boy, brave in pain, patient and optimistic, and his sad and steady decline is breaking the hearts of his friends.

If money could be raised to send him to California or to bring you there, would it be possible for you to treat him with your new method? If so, we would try to raise the money and ~~if successful~~ would have him undertake the treatment only if successful so that we could guarantee you that we would ~~stand~~ stand all the expenses. Furthermore, of course, we should not expect you to promise a cure and would hold you free from any obligation in the matter.

If it would be impossible for you and the patient to get together, would you be able to furnish by mail any information or advice, or send on any equipment which physicians here might use on the patient to advantage?

If because of the uncompleted nature of your experiments, there is necessity for secrecy in connection with any treatments which might be possible, we would guarantee to obtain the strictest assurance of secrecy from all persons involved.

For the love of God and preservation of one very precious life, please do everything you possibly can to help us find a solution to this problem.

Yours truly,
Lawrence E. Lepray.



April 13, 1935

Dr. R. R. Rife
708 Electric Bldg.
San Diego, Calif.

My dear Dr. Rife:

I had expected to hear from you for some time, but evidently you are as I am--extremely busy.

I am enclosing \$5.00--will you please make me one of those hypersensitive stethoscopes which you made for Dr. Gregory. You are absolutely a genius in this field, and I shall be happy to use this instrument made by you.

Yours truly,

Karl von Schilling
Karl von Schilling

MILBANK JOHNSON, M. D.
PACIFIC MUTUAL LIFE BLDG.
LOS ANGELES, CALIFORNIA

April 15, 1935

My dear Dr. Rife,

I have read the translation that you made from the German by Dr. Wilhelm Winch. It is very interesting. It seems to me that he is talking more on the transmutation of bacteria along the line that Dr. Mellon was working than he is upon the bacteriophage, or the change from the visible to the invisible, such as is carried out by the use of the K Media. However, it shows conclusively that others are working and someday we will have something out of it. I hope Dr. Winch is more careful in his work than Dr. Mellon was.

Regarding the article on the "Hormonopoietic System" written by your young friend, Walter Mellinger, that was very interesting indeed. The boy has evidently read a lot but I think he has his facts mixed up in some particulars. What he needs is a broader base upon which to build a theory on as difficult a subject as the ductless glands and their functions. Urge him to go on and take a scientific course. He may go a long ways if he does not wear out before he gets there. I would like to meet him sometime when I am down there and have a chat with him.

It struck me while I was there watching the new tube run that maybe the target in the new tube is too small and does not catch all of the waves going by and that might account for the greater luminosity at the negative side of the tube, perhaps they are simply electrons that have missed the target. Have you ever tried a larger target with that tube?

Mrs. Young sent word to me this morning by Charles (I'll see her this afternoon) that she has absolutely no more pain in those glands. She has had no elevation of temperature since exposure to the Ray and she says, and Charles says, that the glands are all smaller. I hope it is true but it seems pretty quick to get any such result as that. I think we can safely say, at least, that she has suffered no harm from the treatment.

600 BURLEIGH DRIVE
SAN RAFAEL HEIGHTS
PASADENA

It would ease my mind a great deal if you would drop me a line or a short wire or even a thought wave so that I could know definitely when to expect you. I have to arrange for both Dr. Walker of the Hooper Foundation and Dr. Schram to see you and I don't want to get their wires crossed and have them here at the same time.

Yours very sincerely,



Dr. Royal R. Rife
c/o Dr. J. C. Burnett
Alpine, New Jersey

from the private archive of Jimmie Holman & Paul Dorneanu

MILBANK JOHNSON, M. D.
PACIFIC MUTUAL LIFE BLDG.
LOS ANGELES, CALIFORNIA

April 16, 1935

My dear Doctor,

Maybe you will remember my telling you about having a talk with a Dr. Jankay of Los Angeles who is probably the best tissue culture man that we have on the coast. He has prepared some bovine plasma in saline citrate and pure; those marked L are Vogelaar's solution which contains bovine plasma and he says, has been sterilized by filtration.

Of course you and I know that filtration does not sterilize providing there are filter passing forms. But, what I want to ask you to do is to inoculate these tubes with B x and see if you can get a growth in them because this is the material (that is those marked L) in which they grow the tissue cells artificially. If we can get B x to grow in this media then we can get some tissue growths going and test the artificial growths with B x and see if we can get new malignant cells started.

I am sending you the culture media under separate cover, so, look for it. Let me hear from you, as soon as you can, the results that you have with this.

Yours sincerely,

Milbank Johnson

*Save 1 tube as a control because you can't
sterilize them with heat. *inf**

Dr. Royal R. Rife
2500 Chatsworth Blvd.
San Diego, Calif.
600 BURLEIGH DRIVE
SAN RAFAEL HEIGHTS
PASADENA

MILBANK JOHNSON, M. D.
PACIFIC MUTUAL LIFE BLDG.
LOS ANGELES, CALIFORNIA


May 2, 1935

My dear Doctor,

As Mr. Riecker promised, he brought in my office this morning a specimen policy covering the insurance on your microscope. This is one of the most liberal policies I have ever read.

Go over it carefully and if you decide to take it out, you can get in touch directly with Mr. Riecker, whose card I am inclosing, or I will be very glad to do anything I can to help this along.

Yours sincerely,



Dr. Royal R. Rife
2500 Chatsworth Blvd.
San Diego, Calif.

600 BURLEIGH DRIVE
SAN RAFAEL HEIGHTS
PASADENA

1070 Bleury Street
Room 602

Montreal

May 2nd, 1935

Dr. Milbank Johnson,
600 Burleigh Drive,
Pasadena, California, U. S. A.

Dear Milbank,-

We had a very comfortable journey with only six hours of the dust, and we did not suffer at all as we were in an air-conditioned car and none of it came into the car.

I had a long talk with Dr. Archibald before we went to Ottawa, and Dr. O. C. Gruner was also present. He is the man Dr. Archibald will send to California to see you, and from what I have seen and heard about him I can recommend him as one of the best men in Canada on cancer research. He is an Englishman and took his degree from the London, England, university, and was with Lord Moynihan for some years. He travelled through most parts of Europe investigating cancer research, and Dr. Archibald has had him working in a laboratory at McGill, supported by the proceeds of a grant received from a young public-spirited business man here.

Dr. Archibald has decided to appropriate enough money from this grant to enable Dr. Gruner to make this trip, and he only came to this decision after I assured him that you had been kind and generous enough to promise to show anyone I recommended every detail that he might ask for. He was greatly pleased to hear this but I gathered from his manner that he was rather surprised, and I am sure he would never have thought of using this money to send Dr. Gruner on this long journey without my positive assurance that he would have an opportunity of thoroughly investigating your discovery, but it would reassure him if you would send me a telegram on receipt of this confirming my understanding of our conversation and your approval of Dr. Gruner being sent to make a report on your wonderful discovery.

We remained in Ottawa until Sunday afternoon last, the 28th, as the awards in the Drama Festival which had been going on all the week could not be decided until after the close on Saturday evening.

During our visit I had a long talk with the Governor-General on the subject of cancer research and showed him your letter. He was

most enthusiastic about sending Dr. Gruner, or some other first-class man to investigate your wonderful discovery, and he was greatly impressed with the photograph of your microscope.

Lady Bessborough has organized the King George V. Canadian Cancer Fund, and I believe good progress has been made, but no details have been given out as to the disposal of the fund or the management of it.

The date of Dr. Gruner's departure has not been settled yet, but I think it will be about the middle of next week, and I hope that you will like him and find that he is all that I have represented him to be. I will telegraph you when the date is decided upon. He should arrive between the 15th and 20th of May, and perhaps you might say in your telegram if you will be at home between those dates.

The weather has been cold and wet since we have returned so I hope we will soon have some fine weather.

With kind regards,

Yours sincerely,

Montagu Allan (Signed)

MILBANK JOHNSON, M. D.
PACIFIC MUTUAL LIFE BLDG.
LOS ANGELES, CALIFORNIA

May 3, 1935

My dear Doctor,

I have just made inquiry about the cycles in the different locations. The County Hospital at Los Angeles is 50 cycles, getting its current from the Southern California Edison Company. However, the Santa Fe Hospital, where we want to take this instrument, very fortunately gets its current from the Los Angeles Gas and Electric Company which has 60 cycles, so, the machine will be all right. Don't worry about it any more. I hope you are as tickled about this as I am.

Yours very sincerely,



Dr. Royal R. Rife
2500 Chatsworth Blvd.
San Diego, Calif.

600 BURLEIGH DRIVE
SAN RAFAEL HEIGHTS
PASADENA

May 6, 1935

Sir H. Montagu Allan,
1070 Bleury St.
Montreal, Canada.

Letter received. Dr. Rife and I will be very glad to receive Dr. Gruner and show him all that we think we have found out up to the present. Stop. We are not sufficiently advanced with the work to make any public report whatsoever. Stop. What we will tell and show to Dr. Gruner will be only for the information of the McGill authorities in the hope that they may feel justified in aiding in furthering the investigation. Stop. Any premature public announcement of this work would probably interfere seriously with its progress and would arouse public hopes which as yet in the present stage of the work we dare not say conclusively that we can satisfy. I shall be at home at the dates you mention. If Dr. Gruner comes directly to Pasadena I will meet him at the station.

Milbank Johnson

MILBANK JOHNSON, M. D.
PACIFIC MUTUAL LIFE BLDG.
LOS ANGELES, CALIFORNIA

May 7, 1935

My dear Doctor,

Inclosed you will find a copy of a letter which I received last night from Sir Montagu Allan. Sir Montagu Allan, you may remember, is a cousin of Lady Meridith of Montreal who, as I told you, was the wife of the Chairman of the Board of the Bank of Montreal and one of the richest women in Canada.

I personally feel very much encouraged by this letter. I think you should get ready, as far as you can, to show Dr. Grumer everything. I will meet him in Pasadena and bring him down to San Diego when he comes.

Mrs. Johnson just telephoned me that she had received a letter from Mrs. Bridges inviting us down to spend the week end with her. We will, therefore, be down Saturday about noon and return Sunday. I will have an opportunity then to talk this whole matter over with you fully.

I am inclosing also a copy of the telegram I sent Sir Montagu in answer to his letter. I hope you approve of it.

Yours very sincerely,



Dr. Royal R. Rife
2500 Chatsworth Blvd.
San Diego, Calif.

800 BURLEIGH DRIVE
SAN RAFAEL HEIGHTS
PASADENA

MILBANK JOHNSON, M. D.
PACIFIC MUTUAL LIFE BLDG.
LOS ANGELES, CALIFORNIA

See Sept 12, 35
letter -
was tuberculosis

May 9, 1935

My dear Doctor,

As Mrs. Johnson and I are coming down to San Diego Saturday, I would like, with your permission, to have Charles bring Mrs. Young along with him so that she can have another Ray treatment.

Charles
- his mother

She is very much improved. All of the small seed glands in both sides of the neck have disappeared. This morning when I examined her there was only one gland on the right side, just above the clavicle, much smaller than originally and less painful. The three palpable glands on the left side were smaller than when examined on April 29 and not painful. I think, however, to make assurance doubly sure that we will give her another shot Saturday before noon if it is agreeable to you. If not, please wire me and I will not bring her down.

"HE WAS CURED OF T.B."
"Dr. Johnson's new method"

Yours very sincerely,

Milbank Johnson

Dr. Royal R. Rife
2500 Chatsworth Blvd.
San Diego, Calif.

P.S. Unless I hear from you to the contrary I will bring Mrs. Young down.

R. Rife

600 BURLEIGH DRIVE
SAN RAFAEL HEIGHTS
PASADENA

MILBANK JOHNSON, M. D.
PACIFIC MUTUAL LIFE BLDG.
LOS ANGELES, CALIFORNIA

May 15, 1935

My dear Doctor,

After telephoning you this morning, Mrs. Johnson phoned me that she had just received a telegram stating that Dr. Gruner had been unable to leave and would wire me immediately when a definite time was set. I knew he had not gotten off the train because I was there when it arrived. However, we will just have to wait until we hear definitely from him. He may have a girl or something and we will know more about it later on.

I heard from the University this morning that the official notification of your election to your degree would be mailed to you today. While I know that you are a rotten correspondent, please promptly and graciously acknowledge that at once as that is a very important thing to do. If you will pardon me for the suggestion, I would advise something like the following:

Your gracious letter of (giving date) notifying me that I have been elected to receive the honorary degree of Doctor of Science has just been received. I accept with pleasure and will be present at the specified time.

I am highly conscious of the very great honor that the Trustees and Faculty of the University have conferred upon me and I accept this with the full determination to continue my scientific efforts so as to warrant to the fullest extent this very great distinction.

Yours very sincerely,

Something like the above should be sent promptly upon receipt of your official notification.

Yours very sincerely,



Dr. R. R. Rife
San Diego, Calif.

600 BURLEIGH DRIVE
SAN RAFAEL HEIGHTS
PASADENA

MILBANK JOHNSON, M. D.
PACIFIC MUTUAL LIFE BLDG.
LOS ANGELES, CALIFORNIA

May 16, 1935

My dear Doctor,

This morning I received the following telegram dated Montreal, May 15, 1935:

"Dr. Gruner left tonight for Pasadena, via Vancouver. Expects to arrive in Pasadena Thursday, May 23. Will wire from Vancouver. Signed - Montagu Allan."

This wire seems to be very definite and I, therefore, can safely say that I will bring Dr. Gruner down to San Diego some time on May 23 according to what time he arrives. He will, no doubt, come down via Southern Pacific which will give me an opportunity to take him to San Diego in the forenoon.

As long as you have this extra time I wish you would take a little time off and go over to see old Tom. You will find Tom's address on your copy of his case record. As I expected Dr. Gruner yesterday, I took all of my records out to Belbank and I do not remember his address. I want you to have a look at old Tom yourself and see whether there is any recurrence of the cancer, either on the face or in the gland also, look at his lip. In other words, find out he is. We don't want any surprise parties sprung on us when we get over there. As I remember, he was staying with a Mr. Rice and I do not believe you will have any trouble finding him. Please do this if you can. It will give you some extra fresh air and is very vital to our plans after Dr. Gruner comes.

I want to take this opportunity of congratulating you on having another birthday. You have one of these only once a year - thank the Lord. Before another birthday of yours rolls around you will have progressed a long way in proving the efficiency of the Rife Ray. Hope.

Yours very sincerely,

Milbank Johnson

600 BURLEIGH DRIVE
SAN RAFAEL HEIGHTS
PASADENA

Dr. R. R. Rife
San Diego, Calif.

MILBANK JOHNSON, M. D.
PACIFIC MUTUAL LIFE BLDG.
LOS ANGELES, CALIFORNIA

May 21, 1935

My dear Doctor,

Thinking that you might like to send a few invitations to some of your friends, I am sending you a dozen formal invitations. Just insert your personal card (calling card not business card) and send these to whomever you like; or, write a little note and inclose it. Maybe some of your relatives in England will be glad to know what is happening to you.

I expect to hear from Dr. Gruner some time today. If things work out the way they look now, we will be down there Thursday, May 23. I hope you have seen old Tom by this time.

Yours very sincerely,



Dr. Royal R. Rife
2500 Chatsworth Blvd.
San Diego, Calif.

22

MILBANK JOHNSON, M. D.
PACIFIC MUTUAL LIFE BLDG.
LOS ANGELES, CALIFORNIA

June 4, 1935

My dear Doctor,

After leaving you this morning after seeing the new mould produced from B. X., I guess I was too excited to think very much. But, driving up, I had some real thoughts.

In the first place, we know that the same M. O. R. that kills the typhoid rod does not kill the filter passing form of the same organism, similarly in other cases. Now, why should it kill all forms of the same mould?

We have an M. O. R. for B. X. which we now believe and think we know is a filter passing form of the Gruner mould. I think this is a good opportunity, after you have examined those specimens to find out how many forms this thing appears in, because I don't believe that the bodies found in the monocytes by Dr. Gruner are identical with our B. X. or with the hyphae of the Gruner mould. If that is true we probably have the B. X., a hyphae and an intermediate or spore form. I think you should test the M. O. R. of each form.

This point may account for the reason that one complete application of the Rife Ray does not destroy all of the organisms in the patient. However, it is something to think about and I think we ought to think fast.

We will start the camera Wednesday morning to your place. Let me hear how you get along with some of the above suggestions.

Very sincerely, your friend,



Dr. Royal R. Rife
2500 Chatsworth Blvd.
San Diego, Calif.

600 BURLEIGH DRIVE
SAN RAFAEL HEIGHTS
PASADENA

MILBANK JOHNSON, M. D.
PACIFIC MUTUAL LIFE BLDG.
LOS ANGELES, CALIFORNIA

June 6, 1935

My dear Doctor,


I sent the camera to you yesterday by express. Our packing department did not think it would have as good care via parcel post. I hope you received it okay.

I have been able to get hold of some very good books on fungi and I am very anxious to know what Dr. Gruner called his fungi. He wrote it down somewhere, but I must have left it down in your operating room where I was when he told me. If you can not find that, he must have written it out for you when he wrote his formula for his culture media. Please look it up, if you can, and send me the full name of the organism..

We are expecting to see you and Mrs. Rife at Belbank, so please don't fail us.

Have you heard anything from Dr. Gruner since he left? I have not. How is the culture of B. X. on his media getting along? I am very curious to know whether it has yet assumed the coral pink that his organism shows so markedly.

Yours very sincerely,



Dr. Royal R. Rife
2500 Chatsworth Blvd.
San Diego, Calif.

800 BURLEIGH DRIVE
SAN RAFAEL HEIGHTS
PASADENA

THE INTERNATIONAL CANCER RESEARCH FOUNDATION

1616 Walnut Street

Philadelphia, Pennsylvania

June 11, 1935

Dr. Milbank Johnson
Pacific Mutual Life
Insurance Company
Los Angeles
California

My dear Doctor Johnson:

Thank you for your letter of June 7th.

We are glad that your work has been progressing,
and wish you continued good luck.

To date, the insurance company project has not
made a great deal of progress. The prospects, however,
are hopeful, since four companies have expressed their
willingness to join the movement, as soon as a suffi-
cient number of additional companies agree to cooperate.
Since large corporations move slowly, this can be con-
sidered a favorable showing.

Mr. Donner feels that, in view of the present
commitments of the Foundation, it may not be possible to
assist the work in which you are interested until the in-
surance companies' funds become available. In the mean-
time, he has asked that your laboratories be visited by
a representative of the Foundation, namely, the writer.
Unfortunately, it is not possible at the moment to state
when this visit will take place, but you will be advised
definitely within a few days.

In case the time suggested should prove inconven-
ient, we should, of course, wish you to feel no hesita-
tion in letting us know. The western trip can be delayed
until Autumn, should this be a more suitable time for you.

Yours very truly,

M. W. S. Schram.

(Note - Mildred W. S. Schram, Ph. D. is the Secretary of the
Foundation.)

MILBANK JOHNSON, M. D.
PACIFIC MUTUAL LIFE BLDG.
LOS ANGELES, CALIFORNIA

June 17, 1935

My dear Doctor,

Inclosed you will find a copy of a letter from Dr. Schram of the International Cancer Research Foundation which I received today. It is self-explanatory and I am sending it to you for your information.

In talking with Dr. Karl Meyer this morning, he told me that he wants to see you and will be down here on Friday, June 28 and I will bring him down on the same day to San Diego to see you. So, hold Friday, June 28 for us. I will be down there as usual right after lunch.

I am coming down this coming Saturday to discuss with you how to answer Dr. Schram. We have to make up our minds as to what we are going to do with some of these people. If for any reason you can not see me on June 22, please let me know. I am anxious to discuss several things with you and get certain things prepared for Dr. Meyer's visit. We will talk them over when I see you.

Yours very sincerely,



Dr. Royal R. Rife
2500 Chatsworth Blvd.
San Diego, California

600 BURLEIGH DRIVE
SAN RAFAEL HEIGHTS
PASADENA

not for publication
Vig
Lyan Kenney

MILBANK JOHNSON, M. D.
PACIFIC MUTUAL LIFE BLDG.
LOS ANGELES, CALIFORNIA

June 18, 1935

My dear Doctor,

The research work of the Special Medical Research Committee of the University of Southern California has progressed to such a point that, in my judgement, it would be wise to have a general meeting of the Committee to consider certain phases of the work before we go much further. As I have just learned that our San Francisco member, Dr. Karl Meyer, will be in Los Angeles on Thursday, June 27, I am calling a meeting to be held at the California Club in Los Angeles at twelve o'clock. Luncheon will be served.

This is the first general meeting of the Committee and I am very anxious to have all of the members present. All can be present, I believe, with the exception of Dr. Geroge Dock who is in Honolulu for several months.

This meeting is very important as some very material progress has been made in the research work and definite plans must be made for the future.

Please let me know if it will be possible for you to be present. My phone number is MUtual 3311.

Yours very truly,

SPECIAL MEDICAL RESEARCH COMMITTEE



Milbank Johnson, Chairman

Dr. Royal R. Rife
2500 Chatsworth Blvd.
San Diego, Calif.

600 BURLEIGH DRIVE
SAN RAFAEL HEIGHTS
PASADENA

(Copy of Night Letter received June 25, 1935)

PHILADELPHIA PENN JUNE 24

(Copy)

DR MILBANK JOHNSON

PACIFIC MUTUAL LIFE INSURANCE CO LOS ANGELES

SINCE NO DATE IS SET FOR THE PROPOSED WESTERN TOUR WE SHOULD
BE GLAD TO KNOW WHEN YOU AND DR RIFE EXPECT TO BE AWAY FROM
YOUR LABORATORIES WE WILL THEN MAKE OUR PLANS ACCORDINGLY
AS STATED IN OUR RECENT LETTER IT WILL BE ENTIRELY
CONVENIENT TO WAIT UNTIL SEPTEMBER

M W S SCHRAM

ER	FULL RATE
AGE	DEFERRED
TER	CABLE LETTER
	WEEK END LETTER

should check class of service
if otherwise message will be
admitted as a full-rate
communication

WESTERN UNION

CHECK
TIME FILED

NEWCOMB CARLTON, PRESIDENT

J. C. WILLEVER, FIRST VICE-PRESIDENT

The following message, subject to the terms on back hereof, which are hereby agreed to

Copy

June 25, 1935

DR M W S SCHRAM
THE INTERNATIONAL CANCER RESEARCH FOUNDATION
1516 WALNUT STREET
PHILADELPHIA PENNSYLVANIA

TELEGRAM RECEIVED SENT YOU YESTERDAY AIRMAIL LETTER
FULL EXPLANATION STOP THE SOONER YOU COME THE BETTER IT
WILL SUIT US

MILBANK JOHNSON

chg to Pacific Mutual Life Ins. Co.

THE QUICKEST, SUREST AND SAFEST WAY TO SEND MONEY IS BY TELEGRAPH OR CABLE

Copy

July 1, 1935

DR M W S SCHRAM
1516 WALNUT STREET
c/o INTERNATIONAL CANCER RESEARCH FOUNDATION
PHILADELPHIA PENNSYLVANIA

DR RIFE WAS SUDDENLY AND UNEXPECTEDLY CALLED EAST AND WILL RETURN
TO SAN DIEGO BY JULY TWENTYSIX WE BOTH REGRET THIS DELAY HOPE
IT WILL NOT INCONVENIENCE YOU STOP THERE SEEMS TO BE NO INDICATION
THAT ANY FURTHER DELAY WILL BE NECESSARY HOPE TO SEE YOU IN SAN
DIEGO THEN

MILBANK JOHNSON

*Dr Rife: Please don't make any definite
plan to go East until we hear from
Dr Schram again - the representative
of the Cancer Research Fund -
William Johnson*

RECEIVED AT 5281 <i>S. Dorneanu</i> STANDARD TIME INDICATED ON THIS MESSAGE	<h1>Postal Telegraph</h1> <p>THE INTERNATIONAL SYSTEM</p> <p>Commercial Cables  All America Cables</p> <p>Mackay Radio</p>	<p>This is a full rate Telegram, Cablegram or Radiogram unless otherwise indicated by signal in the check or in the address.</p> <table border="1"> <tr><td>DL</td><td>DAY LETTER</td></tr> <tr><td>NL</td><td>NIGHT LETTER</td></tr> <tr><td>NM</td><td>NIGHT MESSAGE</td></tr> <tr><td>LCO</td><td>DEFERRED CABLE</td></tr> <tr><td>NLT</td><td>NIGHT CABLE LETTER</td></tr> <tr><td></td><td>RADIOGRAM</td></tr> </table>	DL	DAY LETTER	NL	NIGHT LETTER	NM	NIGHT MESSAGE	LCO	DEFERRED CABLE	NLT	NIGHT CABLE LETTER		RADIOGRAM
DL	DAY LETTER													
NL	NIGHT LETTER													
NM	NIGHT MESSAGE													
LCO	DEFERRED CABLE													
NLT	NIGHT CABLE LETTER													
	RADIOGRAM													

Form 16

S279 59 NL=TDNK ALPINE NJ 1

1935 JUL 1 PM 10 42

DR ROY RIFE, CARE MRS A D BRIDGES=

708 ELECTRIC BLDG SANDIEGO CALIF=

COULD YOU COME EARLIEST TO GIVE SUFFICIENT TIME FOR COMPLETING
 EXPERIMENTS BEFORE MRS BURNETT AND I LEAVE JULY FOURTEENTH
 FOR FIFTEENTH WEDDING ANNIVERSARY UNABLE BE AT HOME BETWEEN
 JULY FOURTEENTH AND AUGUST FIRST CAN GIVE YOU MOST
 MY TIME UNTIL JULY FOURTEENTH AND PLENTY AFTER AUGUST FIRST
 LEAVE DECISION YOUR DISCRETION ALL APPARATUS IN TOPNOTCH
 ORDER READY FOR WORK=

DR J C BURNETT. Telegrams to *Postal Telegraph*

RECEIVED AT

RC

STANDARD TIME
INDICATED ON THIS MESSAGE

Postal Telegraph

THE INTERNATIONAL SYSTEM

Commercial
CablesAll America
Cables

Mackay

Radio

This is a full rate Telegram, Cablegram or Radiogram unless otherwise indicated by signal in the check or in the address.

DL	DAY LETTER
NL	NIGHT LETTER
NM	NIGHT MESSAGE
LCO	DEFERRED CABLE
NLT	NIGHT CABLE LETTER
	RADIOGRAM

327 62 DL XU=TDPN ALPINE NJ 1 1047A

1935 JUL 1 AM 8 31

DR ROY RIFE, CARE MRS A S BRIDGES=

708 ELECTRIC BLDG SANDIEGO CALIF=

EVERYTHING READY FOR DEMONSTRATION WIRE COLLECT IMMEDIATELY
 WHEN YOU CONTEMPLATE ARRIVING WILL MEET YOU AT TRAIN AND TAKE
 YOU TO ESTATE WHERE I CAN PUT YOU UP DURING YOUR ENTIRE STAY I
 EAST WILL DEMONSTRATE THE PATIENT OF MOVIES FOR YOU AND HELP
 YOU BECOME THOROUGHLY FAMILIAR WITH ALL APPARATUS INFORM MRS
 BRIDGES WILL PAY ALL EXPENSES OF TRIP WIRE AMOUNT REQUIRED=

DR J C BURNETT.

Telephone Your Telegrams to Postal Telegraph

Patrons should check class of service desired, otherwise message will be transmitted as a full-rate communication

ALL AMERICA
CABLESCOMMERCIAL
CABLES

STANDARD TIME

Send the following Message, subject to the terms on back hereof, which are hereby agreed to

Form 2

July 1, 1935

Dr. J.C. Burnett,
 Alpine, New Jersey.

Will it be convenient for you if I
 arrive about June Eleventh (Stop) Will wire definitely
 exact time of arrival (Stop) Will turn in expense ac-
 count upon arrival (Stop) Mrs. Bridges leaving on her
 trip Saturday.

R. R. RIFE

PREPAID

Chg. a/c A.C. Bridges

708 Electric Bldg. San Diego, Calif.

from the private archive of Jimmie Holman & Paul Dorneanu

MILBANK JOHNSON, M. D.
PACIFIC MUTUAL LIFE BLDG.
LOS ANGELES, CALIFORNIA

July 2, 1935

My dear Roy,

Just a memorandum to remind you of our plans contemplating the two laboratories, one up here and your own. Following are a few suggestions as to what we need badly for one or both of the labs.

Microscopes: get all you can. We need another petrographic scope.

Photographic apparatus: We need both movie and still cameras. Also, camera for micro-photo work with such lights and other apparatus that go with it. Also, projectors, thermometers, and burettes and stands.

Spectroscopic work: We need both an analytic and photographic spectroscope.

Electrical apparatus: Get all the good meters you can. Don't overlook an electric pH apparatus. Zeiss makes a fine one. A colorimeter for determining changes in color - the photo-electric cell is the best.

Bacteriological instruments: Incubators, sterilizers - both steam and hot air for gas or electricity.

Balances and scales: For Los Angeles laboratory. You seem to have plenty of them.

Glassware: Don't forget to get as much laboratory glassware as you can. It always comes in handy, both chemical and bacteriological. Ring stands and burners.

Lathes and tools: I think I can trust you not to overlook any bets in this line.

Portable cabinets: If they are portable and easily transported, particularly if they are metal cases. Take all he will let you have

600 BURLINGHAM DRIVE
SAN RAFAEL HEIGHTS
PASADENA

Dr. Rife #2

July 2, 1935

A good microtome for Los Angeles laboratory.

Constant temperature tank and chamber.

Kymographs are most useful to detect delicate muscle reactions. They run a large drum by clock work with a tracer working on smoked paper writing the exact time and extent of muscle or nerve action.

A small still to make pure distilled water for lab use.


A "General Electric" or "Frigidair" refrigerator, if not too large.

And, anything else that you find that might be useful.

Remember, Roy, that you have one failing - you are too modest and inclined not to get enough for yourself. This is a time when you can take anything you can lift without impoverishing anyone and add tremendously to our success when you get back here.

Wishing you all kinds of good luck and a pleasant trip, I am

Yours very sincerely,



Dr. Royal R. Rife
2500 Chatsworth Blvd.
San Diego, Calif.

MILBANK JOHNSON, M. D.
PACIFIC MUTUAL LIFE BLDG.
LOS ANGELES, CALIFORNIA

July 11, 1935


My dear Roy,

Inclosed is a contact print for the negative you and Dick took a few days before you left. The color which I tried to put on isn't so good. The pebbly back of that notebook which we used for background looks like a good many of the colonies had strayed outside of the test tube, but, of course, that is not true. However, it shows the growth and that is what we want to see.

I hope you had a pleasant reception when you arrived and that you are loading a whole train load of apparatus to bring to California where it will contribute so much for the benefit of humanity instead of remaining in that laboratory unused year after year.

In haste,

Yours very sincerely,



Dr. Royal R. Rife
c/o Dr. J. C. Burnett
Alpine, New Jersey

600 BURLEIGH DRIVE
SAN RAFAEL HEIGHTS
PASADENA

MILBANK JOHNSON, M. D.
PACIFIC MUTUAL LIFE BLDG.
LOS ANGELES, CALIFORNIA

July 18, 1935

My dear Doctor,

I was out to Phil's yesterday evening to see how he was getting along with the new Rife Ray machine. He has assembled all of the necessary condensers, tubes, transformers, switches, etc. Also, he has completed the frame for the cabinet which is made of angle iron, carefully shaped and arc welded so it makes a very rigid whole. This is mounted on four very strong rubber tired ball bearing casters so that it can be pushed about from place to place, or into an elevator.

He expects to have it ready by the time you reach home so that you can give it the once over. As soon as we are through with Dr. Schram, you and he can calibrate it. I certainly hope that this machine proves a success. Phil has provided for large capacities and there is ample room on the shelves to make such changes or modifications as may be found necessary upon trial.

It has been frightfully hot here for the last few days and you are not missing anything but grief by not being at home.

Remember that Dr. Schram of the International Cancer Research Foundation will be here on July 26. You certainly must be here to help entertain her, for, without you, the play would be like Hamlet with Hamlet left out. I hope we don't strike a frost like we did in Dr. Florence Sabin.

Of course I don't expect to hear from you while you are gone. I am just counting on the old adage — no news is good news. If that is true, you certainly ought to have some wonderful news to relate when you return. However, we will all be glad to see you. I hope that you have had, not only a successful time, but a pleasant relaxation from the long grind that you have been under the last year. If you are real good when you get home, we will have to let you go fishing once in awhile.

600 BURLEIGH DRIVE
SAN RAFAEL HEIGHTS
PASADENA

We had an uneventful ride home. We had lunch with Dr. Copp and Mrs. Copp at their house and reached home about six o'clock. We are all looking forward to seeing you and Mrs. Rife on the afternoon of June 7.

Yours very sincerely,

William Johnson

P.S. Be sure to test the new tube with a photo negative and see if it has any photo-actinic rays in it. *WJ*

If so what is its penetration of Lead etc. *WJ*

Dr. Royal R. Rife
2500 Chatsworth Blvd.
San Diego, California

MILBANK JOHNSON, M. D.
PACIFIC MUTUAL LIFE BLDG.
LOS ANGELES, CALIFORNIA

September 3, 1935


My dear Doctor Rife,

You will find inclosed copies of two letters, one to Dr. Schram and the other to Dr. Gruner. I am also inclosing the notes on the mice given to me by Mr. Free. Please give them to him to replace in his files.

When we are through with the study of these mice, we will brief our findings and send Dr. Schram a final copy of our report.

We arrived home safely. I do hope that you will go fishing now. Have a good time, get it out of your system, then, we will settle down to some good intensive work this fall and winter.

Very sincerely, your friend,



Dr. Royal R. Rife
2500 Chatsworth Blvd.
San Diego, California

600 BURLINGHAM DRIVE
SAN RAFAEL HEIGHTS
PASADENA

September 3, 1935

My dear Dr. Gruner,

Thank you very much for the "cuttings" which you have so kindly sent us from time to time. I did not answer your good letter as promptly as I should like to have because we were in San Diego the month of August and my writing facilities were practically nil.

I was so sorry to hear that you are having trouble with your credentials. I can not help but think that a lot of the red tape to which doctors are subjected is of their own making and entirely unnecessary. I can't see why you need a license to practice medicine when you are going to do pathological and bacteriological work.

Dr. Rife returned on time from his Eastern trip and brought back with him two very wonderful machines, some very wonderful photographic apparatus which seems like a gift from Heaven as it was so timely. One machine is the largest most complete apparatus for taking moving pictures in color of microscopic specimens that is made. With this we shall be able to study the stop-motion pictures of the entire life cycle of the Cryptomyces and we should know something more about it when we get through.

The other instrument is for the same purpose with the microscope using stills instead of motion pictures. The first was made by Zeiss and the second by Leitz. The apparatus is of the highest possible type and in Dr. Rife's hands should result in some marvelous photographs.

I do wish you could be here to go through this study with us for I know you would enjoy it and your final interpretation of our findings would be of great assistance to us.

Dr. Gruner #2.

September 3, 1955

Dr. and Mrs. Copp start north to see their parents in Saskatchewan on the thirteenth of this month. Dr. Copp will no d ubt give you all of the latest news in more detail than I can in this letter. I think he will probably be able to help you out of some of your troubles with your credentials. I have asked him to do all he can for you.

I am always so glad to receive your letters that I hope you will write me from time to time as to what you are doing. I will promise to be a much better correspondent now that I am back in my office.

Please give our very best regards to Mrs. Gruner and believe me

Very sincerely, your friend,

MILBANK JOHNSON.

Dr. O. C. Gruner
868 University Drive
Saskatoon
Saskatchewan, Canada

September 3, 1935

My dear Dr. Schram,

Mrs. Johnson and I both enjoyed the letter which you wrote us from San Francisco. Your visit to Southern California was all too brief. Next time we hope you will find it possible to spend more time with us.

I am returning your lottery ticket on the Ford. You will be interested to know that a ticket owned by Mr. W. H. Mitchel of La Jolla won the car. This was ticket No. 1009. Mr. Mitchel is a very wealthy man with a four car garage full of his own cars. He had no more use for this Ford than a pig has for a skating rink. But, he was the lucky person. So, your ticket and mine were no good.

You will be interested in hearing about your mice. As you know, we received two batches of mice: one from Yale and one from Santa Barbara. They arrived in as good shape as could be expected and, so far as their trip was concerned, no harm was apparently done.

The mice from Santa Barbara were so far gone that nothing could have saved them. As I told you, we had never been successful, even in our own inoculated mice, when the tumor was over one-eighth the weight of the entire animal. Santa Barbara mouse No. 3 died on August 23. On post-mortem we found the tumor weighed 12½ grams and the mouse, after the removal of the tumor, only 13 grams. This would be equivalent to a 150 pound man having a 75 pound tumor. No one would expect to save him even if the tumor could be destroyed. This will give you some idea of the condition of the mouse.

One of the other Santa Barbara mice jumped out of the box when we were transporting them to the machine, dropped about five feet on a

Dr. Schram #2.

September 3, 1935

cement floor, and died of a broken back.

Of course you understand, Doctor, we have never worked upon any mice except those that we have inoculated ourselves with a known virus.

We have made a careful culture of a tumor removed from one of the New Haven mice and we did not get B. I. from it. We got a small bacteria that was entirely different from either our B. I. or the Cryptomyces Pleomorphia. The coats of the two remaining mice from New Haven are smooth and clean and the tumors seem to us to be greatly reduced in size. It may be that they are going to get well. However, it is too soon to say. The Santa Barbara mice were quite hopeless.

The day after you left Dr. Walker of the Hooper Foundation in San Francisco arrived. He spent two weeks of very intensive work checking on our technique in preparing the cultures for the Cryptomyces Pleomorphia. He is to take his information home with him and repeat all of our experiments. When he gets through, we will know whether our work is a fact or imagination on our part. Having repeated the work so many times myself, I am very sanguine as to his results. I shall let you know what he finds.

I regretted very much that your visit to us had to be so hurried because it was quite impossible, in the short time at our disposal, to attempt any biological experiments while you were here. The next time you come out I hope you will not be loaded down with any other duties so that you can give your undivided attention to our work. Dr. Walker, who is an expert in his line, spent three weeks familiarizing himself with our technique and the microscope, so, in the short time you had it was impossible for you to get more than a smattering idea of what we are driving at.

We have not given all the study that we wish to the mice which you so kindly furnished us. However, when we have our pathological studies from

Dr. Schram #3.

September 3, 1935

the pathological laboratory and we have finished with these six mice, I will send you a detailed report on just what we did, giving you the markings found on the ears of each of these mice so that you will be able to use it for whatever purpose you want to. We have done some culture work and some work with the Rife Ray machine.

You will be interested to know that our new Rife Ray machine is finished and far exceeds our most sanguine expectations.

I am looking forward to hearing from you as to the progress of your work.

Yours very sincerely,

MILBANK JOHNSON.

Dr. Mildred W. S. Schram
The International Cancer Research Foundation
1616 Walnut Street
Philadelphia, Pennsylvania

Je

MILBANK JOHNSON, M. D.
PACIFIC MUTUAL LIFE BLDG.
LOS ANGELES, CALIFORNIA

September 5, 1933

My dear Dr. Rife,

I mailed you this morning from Pasadena a letter just received from Dr. Kendall which is self-explanatory.

It is very evident now that this sleeping sickness which has been so prevalent in St. Louis has appeared in Chicago. Dr. Kendall says in this letter that he wishes that he could have you and your microscope with him to make examinations of cultures, spinal fluid, and blood with a view to isolating this germ for which everybody is seeking.

You two would make a wonderful combination and any germ that escapes your eagle eye would certainly be a small one. I am sending you this letter because you may hear from him direct and you will know what it is all about.

Yours sincerely,

Milbank Johnson

Dr. Royal R. Rife
2500 Chatsworth Blvd.
San Diego, Calif.

P.S. Dr. Ford has finished the study of the pig - has written a full report, & made sections which he says that he will send you in a few days -

600 BURLEIGH DRIVE
SAN RAFAEL HEIGHTS
PASADENA

WJ

MILBANK JOHNSON, M. D.
PACIFIC MUTUAL LIFE BLDG.
LOS ANGELES, CALIFORNIA

See May 9
1935
letter

September 12, 1935

My dear Doctor,

With this letter I am sending you copies of Dr. Foord's reports on the mouse tumors for your files, a Lightning Radio Calculator-Type A which I think will interest you very much (you will remember Phil had one of them), also, a set of pictures taken by Dick of the new Rife Ray Machine.

These are rather intimate pictures and we are not circulating them. The only ones extant are this set I am sending you, a set for Phil, and a set for myself.

It was awfully good of you and Mrs. Rife to agree to come up to Belbank on September 20 and show your microscope to this bunch of mine. I do think it will be a very politic thing to do. I believe you told me one day that you had a replica of the Anthony Van Leeuwenhoek microscope. If you have, please bring it with you. I think it will be interesting to show the first and the last microscopes.

I should like very much to set up the big microscope in the fire place where we had the original instrument, and then have an ordinary microscope over on the table. Have the same object under both of them, namely, a diatom, to show a comparison of the strength of the two instruments. I don't think we need to monkey with any filter-passing forms for a crowd like this. It is too hard on you in the first place, and, in the second place, these people would not know what they saw anyhow.

I hope you can be here early in the afternoon so we will have time to set up the microscopes in good shape before the gang arrives. I will have Dick over at Belbank on that night to help you with the ordinary microscope so as to relieve you of any trouble. If you have an ordinary transformer that we can attach on a 110, V.
-light socket- you better bring it along for the ordinary microscope.

600 BURLINGHAM DRIVE
SAN RAFAEL HEIGHTS
PASADENA

Dr. Rife #2.

September 12, 1935

If it would not be asking too much, you might bring your petrographic and that slide of the onion skin which would give them some idea of the action of the variable monochromatic beam.

A few days ago I received a report from Dr. Foord of the postmortem of a guinea pig which he inoculated from some of the glands taken in the last operation from Mrs. Young, Charles' wife. It showed a distinct, but not bad, tubercular infection in the glands of the guinea pig, a few living tubercular bacilli. He said they were rather long and a few of them were beaded. He pronounced the diagnosis positively tuberculosis.

Now, it has occurred to me, that if he found no living tubercular bacilli, or anything that looks like them, in the sections of the glands of Mrs. Young themselves, or in a stained slide made from a caseous material taken therefrom, I am inclined to believe that in these old tubercular lesions there probably were so "Much" granules which, as we know, will not develop in artificial culture, nor do they show in cold abscesses very often, but, still, if injected into guinea pigs produce tubercle bacilli: maybe these Much glands are another form of the same thing T.B. corresponding to our filter passing form and we will have to get an M. O. R. for them so as to destroy them at the same time that we do the rod form of tuberculosis.

I am quite satisfied that we will run no danger in radiating with the Rife Ray moderate cases of tuberculosis. In discussing the matter with Dr. Dock, he advises by all means to take a chance and any reaction that we might obtain can probably be handled symptomatically. It will require a great deal of work to find an M. O. R. for these Much granules. You will find them described on page 224 of Kendall's Bacteriology, 2nd Edition. They are probably described in all of his editions but maybe not on the same page.

Dr. Rife #3.

September 12, 1935

Think this over and see if we can do anything about it. Now that we have a machine in which we can give two M. O. Rs. at one time, it would be easy to treat all forms of tuberculosis, both for the tubercle bacilli and the Much granules. ←

Very sincerely, your friend,

Wilbur Johnson

Dr. Royal R. Rife
2500 Chatsworth Blvd.
San Diego, Calif.

September 18, 1935

Medical Superintendent
County Hospital
San Diego, California

My dear Doctor,

Mr. Thomas Knight, a former patient in your hospital, appeared in my office this morning in Los Angeles under very great distress. He claimed that he had left your hospital because he would not consent to the enucleation of his right eye which you had recommended.

He came directly from San Diego to my office and I have had him very carefully examined here. The best expert advice that I can get is that you people are entirely right - the eye should be enucleated. Mr. Knight has consented to have it done by your staff.

I hope you will forgive him for getting panicky and refusing to have the operation done, let bygones be bygones and receive him again into your care. The old man means right. Naturally he did not understand why it was necessary to enucleate the eye. He has promised me now that he will be good and put himself entirely under the orders of the doctors in your hospital.

Mr. Knight knows your citizen, Mr. Royal R. Rife, and is very anxious to have him present at the operation. Mr. Rife's address is - 2500 Chatsworth Blvd.; phone - Bayview 0080. Please humor him in this.

I will sincerely appreciate any courtesies you can show Mr. Knight.

Yours very sincerely,

MILBANK JOHNSON.

September 18, 1935

Dr. Thomas Burger
or
Dr. C. Ray Launsberry
238 "A" Street
San Diego, California

My dear Doctors,

This will introduce to you Mr. Thomas Knight. He was the man who had the carcinoma over the malar bone of his left cheek that we treated at the clinic in La Jolla last year.

I am very much interested in this man. He has had some trouble with the authorities at your County Hospital and he has been a resident of San Diego County for many years.

Both of you always told me that if I ever wanted anything in San Diego at any time, you would do anything you could for me. Please do get behind Mr. Knight and see that the officials at the County Hospital give him the necessary care.

I shall personally appreciate anything you can do for him.

Yours very sincerely,

MILBANK JOHNSON.

DR. J. C. BURNETT
ALPINE, NEW JERSEY

September 20, 1935.

Dr. R.R. Rife,
708 Electric Bldg.,
San Diego, California.

Dear Dr. Rife,

We have sent you by freight, via Erie R.R., from Closter, New Jersey, railway station, eight (8) crates of microscopic equipment, which were delivered to the Erie R.R. on September 19, 1935, all charges prepaid.

Enclosed please find "original" bill of lading covering these eight crates.

I hope they reach you in good order.

Yours very truly,


Secretary to Dr. J.C. Burnett.

CLASS OF SERVICE

This is a full-rate Telegram or Cablegram unless its deferred character is indicated by a suitable sign above or preceding the address.

WESTERN UNION

R. S. WHITE
PRESIDENT

NEWCOMB CARLTON
CHAIRMAN OF THE BOARD

J. C. WILLEVER
FIRST VICE-PRESIDENT

SIGNS

DL = Day Letter
NM = Night Message
NL = Night Letter
LC = Deferred Cable
NLT = Cable Night Letter
Ship Radiogram

The filing time shown in the date line on telegrams and day letters is Standard Time at point of origin. Time of receipt is Standard Time at point of destination.

Received at 341 Plaza, San Diego, Calif. Telephone Main 2151

FA 64 11 XC=TDNW ALPINE NJ 20 959A

DR R RISE=


708 ELECTRIC BLDG SANDIEGO CALIF=

HAVE SHIPPED FREIGHT EIGHT BOXES TOTALING TWENTY EIGHT HUNDRED POUNDS TODAY=

DR J C BURNETT.

1935 SEP 20 AM 7 13

MINUTES IN TRANSIT	
FULL-RATE	DAY LETTER



ONLY WESTERN UNION
can carry your answer back by
TELEGRAPH. Quickly, accurately

REQ DLY 825A EG

B.V. 0080

F.L.HOPE,
D.F.A.

Santa Fe

W.M.KRAMES,
T.F.A.

Freight Traffic Dept., 300 Broadway C.R.WISE,
Tel. Franklin 2101 C.F.A.

San Diego, Cal., SEP 30 1935 193...

From *Christian J. Shipper* Shipper *J.C. Burnett*
Shipment of *8 C. Stands*

Above shipment is due to arrive in San Diego *SEP 2 1935*
This information is furnished for tracing purposes so you may anticipate arrival. For additional records, routing, etc., communicate with M. H. HUNTER, Chief Clerk in this office.

F.L.HOPE, Div. Frt. Agt.

MILBANK JOHNSON, M. D.
PACIFIC MUTUAL LIFE BLDG.
LOS ANGELES, CALIFORNIA

September 25, 1

My dear Doctor,

You will find inclosed a copy of a letter I have just written to Dr. Schram. This is in answer to her letter from Darling, Pennsylvania which I sent to you for your information.

Phil expects to be in your laboratory with the new Rife Machine Saturday afternoon between four and five, that is, September 28. He will return in the evening. You keep the machine down there as Phil and I are planning to be in your laboratory the following Thursday morning. We will arrive in La Jolla, California, day evening, October 2, so that we can appear in your laboratory Thursday morning. I am anxious to go on with the tests for the penetration of the new machine.

Will you ask Mr. Free if it will be possible for him to have the horse meat ready at that time, the largest piece he can get, giving the maximum time for these penetration tests. If he can not get the horse meat, beef will have to do.

I would suggest that you have prepared petri dishes with the plain agar. Also, plenty of broth culture so that we can fill the ampoules with some good growths. We had better fill the ampoules the morning that we begin work so please have some pipets.

It might be wise to confine our tests to typhoid bacillus. However, if you know of any other convenient germ for study, don't hesitate to use your judgement. The typhoid is large enough to see with the ordinary microscope; it is motile; it divides readily; and we know how it acts after the Rife treatment. I believe we would be apt to make fewer mistakes. As I said before, use your own judgement.

I am preparing to work with you Thursday and Saturday, if necessary to complete the tests. They are very important and the most accurate results must be taken to avoid error.

600 BURLEIGH DRIVE
SAN RAFAEL HEIGHTS
PASADENA

Dr. Rife - 2

September 25, 1935

If for any reason you can not work with me the days mentioned above, please let me know as soon as you can. But, this is very distinctly the most convenient time that I can get off for any length of time.

About last Friday night out at Belbank. I have heard so many complimentary remarks about the evening. You certainly "stole the show." Your talk was wonderful and everyone from the professors to the students were much impressed. They seemed convinced of the tremendous efficiency of the big No. 3 and particularly of your knowledge of optics and microscopy

Yours very sincerely,

A handwritten signature in cursive script, appearing to read "Melvin Johnson". To the right of the signature, the initials "M.J." are written in a smaller, more formal hand.

Dr. Royal R. Rife
2500 Chatsworth Blvd.
San Diego, California

September 25, 1935

My dear Dr. Schram,

The information in your letter from Darling regarding the two sets of mice was as much of a surprise to Mr. Rife as it was to me. Unfortunately the mice arrived at a rather inopportune time as your visit was immediately followed by a three weeks' stay of Dr. Walker from the Hooper Foundation. We were busy day after day teaching him the technique that we followed in recovering the B. I. so that he would be able to repeat the experiments in San Francisco.

Also, about that time, the new Rife Ray Machine had arrived at its point of construction when elaborate tests had to be made in order to synchronize the M. O. R. produced by it with the M. O. R. produced by the old machine. Now, we are in the throes of accurately charting the 14,000 possible settings on the new machine. Our next process, beginning next week, is to test its penetration, the time required in the different exposures, the different depths of lesions. So, take it altogether we are just about as busy as a bear in berrytime.

Trying to cultivate strange germs and identify them in malignant tissue is just about as difficult and tedious a job as one can undertake and does not want any interruption if a worthwhile job is to be done. I realize that any idiot can make excuses. Hence, I am not writing this with the idea of excusing myself. I am simply writing it to show you why we could not at that particular time have followed out your instructions and desires even if we had understood them. When things get settled down and we get through studying the life cycle and the means of killing B. I. and its derivatives, then, we will have time to take up some of these other subjects.

I was glad you reached home safely. You will be interested to know that a couple of the New Haven mice are still alive.

Dr. Schram - 2

September 25, 1935

This press of time and work that I have described should convince you how badly we need a grant to employ some assistance in our laboratory. We are going on anyhow, but we will naturally have to go slower unless we get assistance.

As soon as we get straightened out on some of this work that is pressing us at this time, I shall write you again. I shall be very glad then to receive some more tumorous mice and hunt for some other organism besides *B. Kain* their tissues.

Mr. Rife asked me to send his regards to you and please accept my own.

Yours very sincerely,

MILBANK JOHNSON.

Dr. Mildred W. S. Schram
1616 Walnut Street
Philadelphia, Pennsylvania

Overcharges will be refunded only on presentation of original paid freight bill.
Original paid freight bills should accompany claims for overcharge, loss or damage.
All freight will be subject to demurrage or storage charges, or both, as provided in published tariffs.

FREIGHT BILL



Consignee

Destination

Route

DR. ROY 708 ELEG BLDG
San Diego, Cal.,
5104/M/9
ERIE CHGO ATSFCL

Form 1875-F (Regular)

824 West Broadway
Telephone: F-ranklin 2101
OCT 1935 193

FREIGHT
BILL NO.

456

(Point of Origin to Destination)

TO The Atchison, Topeka and Santa Fe Railway Co.—Coast Lines, DR. For Charges on Articles Transported.

WAYBILLED FROM CLOSTER N.J.		WAYBILL DATE AND No. 247 SEP 21/35		FULL NAME OF SHIPPER DR J C BARNETT RD 24181		CAR INITIALS AND No.	
Original Point and Date of Shipment		Connecting Line Reference		Previous Waybill References		Original Car Initials and No.	
NUMBER OF PACKAGES, ARTICLES AND MARKS				WEIGHT	RATE	FREIGHT	TOTAL
8 EXS. MICROSCOPE STEEL STANDS. AND EQUIP. NO 1 EN				2810	2810	233 93	PAID
					833 11	3 09	
						237 02	
Total Prepaid \$							
LOCATION DELIVERY BY		Received Payment		193		TOTAL	
				Agent		Total to Collect	

Printed at 85 10M 4723

THE INTERNATIONAL CANCER RESEARCH FOUNDATION

1616 WALNUT STREET
PHILADELPHIA, PENNSYLVANIA

WILLIAM H. DONNER, PRESIDENT
ARTHUR V. MORTON, VICE-PRESIDENT
MILDRED W. S. SCHRAM, PH.D., SECRETARY
FIDELITY-PHILADELPHIA TRUST CO., TREASURER

SCIENTIFIC ADVISORY COMMITTEE
JAMES EWING, M.D.
BURTON T. SIMPSON, M.D.
FRANCIS CARTER WOOD, M.D.

ADMINISTRATIVE TRUSTEES
WILLIAM H. DONNER
THOMAS S. GATES, LL.D.
ARTHUR V. MORTON
HON. GEORGE WHARTON PEPPER
EDWARD R. WEIDLEIN, D.Sc., LL.D.

October 4, 1935

Mr. R. R. Rife
2500 Chatworth Boulevard
San Diego
California

My dear Mr. Rife:

A letter from Dr. Riker, of the University of Wisconsin, advises that he has sent you, in accordance with our request, a culture of the organism which causes tumor-like growths on the stems of certain plants. It is our understanding that Dr. Riker included directions for growing the Phytomonas tumefaciens.

As you no doubt recall, Dr. Johnson asked that a culture of this organism be supplied, as he wished to study it.

The mice bearing the benzanthraccene tumors will be sent whenever you are ready to use them.

Wishing you the best of luck, I am

Yours very truly,

M. L. S. Schram

MTSS/b

MILBANK JOHNSON, M. D.
PACIFIC MUTUAL LIFE BLDG.
LOS ANGELES, CALIFORNIA

October 7, 1935

My dear Doctor,

I am just sending you by express the old X-ray tube and also the three plate holders which you said you needed. There is enclosed with the above a print of the negative which you made of our experiment. I hope you will be pleased with it.

Let me know how you get on with the assembling of the photographic machines.

Yours very sincerely,

A handwritten signature in cursive script, reading "Milbank Johnson". The signature is written in dark ink and is positioned below the typed name.

Dr. Royal R. Rife
2500 Chatsworth Boulevard
San Diego, California

600 BURLEIGH DRIVE
SAN RAFAEL HEIGHTS
PASADENA

San Diego, California.
October 8th 1935.

Dr. J. C. Burnett
Alpine, N. J.

Dear Dr. Burnett,

I knew that you will be pleased to hear that the equipment all arrived in perfect condition and that it is all installed and ready to be adjusted and put to work. Have built new bases for the high power microscopes and they fit the equipment perfectly. I only wish you could be here for the starting of the picture making as I anticipate some marvelous results and know how greatly interested you would be in producing pictures of things never before visible to the human eye.

I want to tell you again how grateful I am for the opportunity you have afforded me with this equipment and also to tell you that the way the equipment was crated for shipment was nothing short of perfection.

Will keep you advised as to the progress made and hope that you may personally inspect and enjoy the work in the near future. .
My kindest regards to both you and Mrs Burnett,

I am sincerely yours,

Rife

MILBANK JOHNSON. M.D.
PACIFIC MUTUAL LIFE BLDG.
LOS ANGELES, CALIFORNIA

Fake

October 8, 1935

My dear Dr. Rife,

We are about ready to begin our clinical work with the new Rife Ray Machine which seems to be a great success. It has much greater power and penetration than the original which we used last summer.

There are many improvements in this machine which are possible through the great improvements made in radio technique. There is not a moving part, for example, in our new machine and hence we expect it to have a much longer life with harder usage.

We believe it wise to protect the members of the Committee and the physicians from suits for damages. Your Chairman, therefore, has had prepared by experienced lawyers two forms of release which I am submitting to you for your suggestions or approval. Kindly read them over very carefully. Consult any attorney you please if you so desire, and return them to me as promptly as possible as we are about ready to start.

We have tested the machine out very thoroughly both on animals and on cultures, and so far as we can see, it leaves nothing to be desired.

Hoping that you will examine and return the releases to me with your comments as quickly as possible, I am

Your very sincerely,

Milbank

Chairman

Special Medical Research Committee
of the University of Southern
California
President Pasadena
A.M.A.

Dr. Royal Raymond Rife
2500 Chatsworth Boulevard
San Diego, California

Note: in examining this document, compared with others, I suspect this may be the source of some of the confusion of Dr. Johnson's "credentials". I have VERY good reason to believe this is one of the documents provided to Lynes in the 80s.

- 1. With few exceptions Dr. Johnson used his private practice letterhead with the Pacific Mutual Life Building address rather than a typed piece of paper.*
- 2. His closing typically said "Yours very sincerely," rather than the singular here. (Possibly an innocent or intentional modification)*
- 3. Almost without exception, the Doctor signed his FULL name rather than the informal first*
- 4. Comparison of signatures to other documents leads me to believe Dr. Johnson did NOT this document ... almost the entire signature is inconsistent with his "normal" signature*
- 5. Notice the "added" President Pasadena A.M.A. This same typewriter style occurs in several "Crane Generated" documents* ←

m, M, w, y letters different!

MILBANK JOHNSON, M. D.
PACIFIC MUTUAL LIFE BLDG.
LOS ANGELES, CALIFORNIA

October 10, 1935

My dear Doctor,

I am sending you under separate cover Volume V of "Researches on Fungi" by A. H. Reginald Buller. This is a very late work and seems to me very apropos of our problem right now. I would suggest that you study it very thoroughly and I want to call your attention particularly to the marked paragraph on page 133 on the death of cells in hypha, and on page 134, how the hypha cells were killed with a needle. I believe a little experimenting would show you how a dead hypha cell looks.

I would suggest that you set up a slide with a hanging drop planted with the cryptomyces pleomorphia. Set your machine and the microscope together. After it gets to growing, start out and set one of the groups to the MOR of BX. Then with the other group, start with a certain switch on Group 2 beginning at zero. Give one minute exposure, wait about fifty minutes, and then see if there is any change. Then move the dial of Group 2 up to ten and give another minute exposure, waiting about fifty minutes and then examining it carefully. Go on that way throughout the dial and you will get through about one switch a day. Pretty soon you will find some setting that will kill the organism. Mind you, you are running at every exposure Group 1 on the BX MOR.

If you got this setting started, Jack could do the microscope work and if he got any change, he could call your attention to it. That would save both your eyes and your time. It is very important that we find the MOR of this fungus before I start in with the clinical work in the hospital with this new machine.

I am enclosing in this letter a suggestion of a method of finding the MOR of the Much Granules in tuberculosis. I would like to know what you think about it, whether it is practical or not. After our experiments last week, I am perfectly satisfied that a three-minute exposure with the MOR of the tuberculosis bacillus and the MOR of the Much Granule will destroy every tubercular germ in the human chest.

600 BURLINGHAM DRIVE
SAN RAFAEL HEIGHTS
PASADENA

-2-

I know you are busy as the deuce and there are a lot of things you would rather do, but it would not take you very long at least to make a set-up on the fungus and get that started, and it might mean the difference between success and failure in my work in the clinic.

Wishing you all kinds of good luck and hoping that you will not vote me the darndest nuisance on the block, I am

Sincerely, your friend,

Wilburt Johnson

P.S.

Tell Jack that I am still waiting for his full report on the experiment that we did on the 3^d of Oct,

WJ

Dr. R. R. Rife
2500 Chatsworth Boulevard
San Diego, California

DR. J. C. BURNETT

ALPINE, NEW JERSEY

October 12, 1935.

Dr. R.R. Rife,
712 Electric Bldg.,
San Diego, California.

Dear Doctor,

Relative to the eight cases of microscopical equipment that we sent you on September 19, 1935, will you please let Dr. Burnett know just as soon as you have received and checked this equipment.

Dr. Burnett has this equipment insured and naturally the insurance company will want to know of the condition of the equipment on arrival at the earliest possible moment.

I hope you are well and that you are still progressing with your searchings into the secrets of the worlds beyond the sight of the naked eye.

Best wishes,

Sincerely yours,

E. G. Drucell
Secretary to Dr. J.C. Burnett.

MILBANK JOHNSON, M.D.
PACIFIC MUTUAL LIFE BLDG.
LOS ANGELES, CALIFORNIA

October 12, 1935

My dear Dr. Rife,

At the request of Dr. Johnson, I am today mailing you his copy of "The Genera of Fungi" by Frederic Edward Clements, Ph.D. At the back of this book you will find the glossary of terms relating to fungi which he mentioned in a previous letter.

Sincerely yours,

Margaret Winter

Acting Secretary to Dr. Johnson

Dr. R. R. Rife
2500 Chatsworth Boulevard
San Diego, California

600 BURLINGHAM DRIVE
SAN RAFAEL HEIGHTS
PASADENA

to Margaret Winter
Sister or related
Her Son or Brother
took photos of
cataracts?

MILBANK JOHNSON, M. D.
PACIFIC MUTUAL LIFE BLDG.
LOS ANGELES, CALIFORNIA

Thues

October 15, 1935

My dear Dr. Rife,

You will find inclosed a copy of a letter which I just received from Dr. Schram, also, my reply. I am sending you this early in the game so you can think over what we will decide on when I get down there. I have expressed my views to her rather plainly.

I am also inclosing a copy of a chart prepared for me by Phil which shows the frequencies in kilocycles of the different M. O. R.'s we have worked with. Opposite these frequencies you will find the proper switch and settings on both groups. Also, you will find the limits of the frequencies of the different switches in the different groups. Now, in looking over the frequencies representing the M. O. R. of certain organisms, I find that the typhoid rod has 760 kc. and just above that you will find that the typhoid filter passing has 1445 kc. - that is almost an exact harmonic of the rod.

Assuming that the banana might represent the rod form of the cryptomyces pleomorphia - on the same plan let us assume that B. X. is the filter passing form of this same organism. If that is so, we should kill the rod, it being the harmonic of the rod form, at 800 kc. This 800 kc. will come in group No. 2 on switch 6. A reference to the proper chart under Group No. 2 would give the exact setting to get 800 kc. This is just a chance and I have no assurance that it will work out, but I think it is worth trying so I think I would try on switch 6 in Group No. 2 for your first effort to kill the fungus, or rather to kill the bananas. But, of course, go on through the whole series if necessary.

As I told you over the phone the other day, Dick and I will probably drive down Friday afternoon. We will go directly to the El Cortez and see you Saturday morning. Phil will drive down Saturday morning with the truck and bring the No. 4 machine back with him.

19th

600 EURLZIGH DRIVE
SAN RAFAEL HEIGHTS
PASADENA

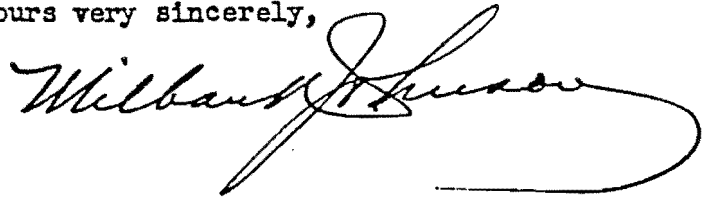
Manual for Rife Ray Machine #4

Dr. Rife - 2

October 15, 1935

I hope you find that the new photographic apparatus meets your fullest expectations and I am looking forward to Saturday with great anticipation to seeing what you can produce. I would certainly like to see some pictures of diatoms taken on the still machine with your new microscope but that will work out in time I guess.

Yours very sincerely,

A handwritten signature in cursive script, reading "Wilbur J. Lusk". The signature is written in dark ink and features a long, sweeping horizontal line at the end.

Dr. Royal R. Rife
2500 Chatsworth Blvd.
San Diego, Calif.

October 15, 1935

My dear Dr. Schram,

Your airmail letter of October 11 has just been received. You will be interested to know that the new Rife Microscope is finished. It gives 10,000 X magnification with a 1/12 oil immersion and 15,000 X magnification with a 1/18 oil immersion. It is a perfect little beauty.

The No. 3 instrument which you saw embodies, of course, the same principles as the new microscope, but the new microscope has been wonderfully simplified. While the magnification of the old microscope gives up to over 30,000 X, many complications are encountered in such an enormous magnification.

The new instrument, which I call No. 4, is a monocular instrument with an observation tube, also monocular, which makes it thoroughly practical for photographic purposes. It has a very much simplified stage because there is no polarizing apparatus on the new instrument, the focusing is much easier. The light transmission at these lower magnifications is very perfect. The instrument is simpler to use and much cheaper. While the No. 3 microscope which you saw could not be reproduced for less than thirty to thirty-five thousand dollars, it is hoped that this instrument can be sold by some optical firm within a cost not to exceed one thousand dollars. This price would make it entirely practical for any research laboratory.

No arrangements have yet been made definitely with any optical company to handle the instrument. As it was built at the request of one of the optical companies, they probably will be more interested in it than any other. No definite commitments have been made either way. When anything is done of a definite character, I shall let you know. Please thank Mr. Donner for his offer of assistance and when the time arrives when he can be of assistance in placing the microscope, I shall certainly call upon him.

Dr. Schram - 2

October 15, 1935

I have read the article of Dr. Leo Loeb's on page 331 of Science for October 4, but I regret that I have no opinions to express as I know very little, or nothing of hormones and internal secretions. Much less of the internal secretions of the pituitary bodies. Even the best known and longest known secretions of the thyroid gland and the suprarenals and the relation of one to the other, so far as I can understand, are still only slightly and imperfectly known. However, the article shows very careful work and should be a credit to the International Cancer Research Foundation which has fathered the work.

You have probably noticed that I have said nothing as yet about going on with your mouse experiments. I am going down to San Diego the end of this week and Mr. Rife and I shall discuss your letter then. After that I will write you what we can do. I don't think you can really appreciate what it means to culture three unknown organisms, if there are that many, ascertain the MOR for each of the, and later on to take a series of animals and attempt to destroy that organism. As you know, our work thus far has been devoted exclusively to human cancer, and a single organism which we have found up to this time always present in human cancer has taken a tremendous lot of time already to study the life history and the life cycle of that one. Of course we have studied this organism through mice and rats but we are a long ways from fully completing the study. I am not altogether sure that Mr. Rife or our Committee would wish to drop that work and undertake this much larger problem of studying the different hyperplasias and tumours that might occur in different strains of mice which may or may not have a relation to human carcinoma.

We have just set up the two photographic machines - the moving picture stop motion of Zeiss and the still micro-photographic machine by Leitz. When we get that to function, there will be several weeks work in just photographing the life cycle of the cryptomyces pleomorphia.

The new Rife Ray Machine is finished and its tests have come out so satisfactorily that we are all anxious to get it to work on some clinical cases and we are bending every effort to that end. However, eventually somebody will have to do the work in which you are interested. If we can get any time in the near future, we shall let you know. However, don't send any nice until we are ready to do something with them as it would be too bad to waste good material.

Dr. Schram - 3

October 15, 1935

From what I have said I don't want you to jump to the conclusion that we are not interested in your side of the problem because we are, but with the limited means at our disposal we don't like to break into our planned procedure at this most interesting juncture of the work. You know in mountain climbing better progress is made to keep going up and up all the time. If you stop and go back every once in awhile, you are very apt to wear yourself out and waste your energies and never reach the top. This is about all I can say until I have discussed the matter fully with Mr. Rife. We will come to some definite conclusion at the end of this week.

You might suggest to Mr. Donner that the winter is coming on now and instead of his going to Florida or Bermuda, he might come out to California for a little trip, then I could have the pleasure of showing him our work. He does not have to be a trained pathologist to appreciate what we are driving at.

An revoir until next week.

Yours very sincerely,

MILBANK JOHNSON.

Dr. Mildred W. S. Schram
The International Cancer Research Foundation
1616 Walnut Street
Philadelphia, Pennsylvania

San Diego, California.
October 17th 1935.

Dr. J.C. Burnett,
Alpine N.J.

Dear Dr. Burnett,

I fear that my letter advising you that the equipment arrived in perfect condition has gone astray and hasten to repeat it in answer to Mr Daniells note of October 12th.

The eight boxes wonderfully crated arrived in perfect condition the apparatus is all set up and working perfect. The No 3 microscope fits exactly and gives wonderful results. So wish you were here to see personally the start of the work you have made possible for me to carry out.

Thanking you again for all of your kindness and wishing for you and Mrs Burnett all happiness.

I am sincerely yours,

ROYAL R RIFE

C O P Y

THE INTERNATIONAL CANCER RESEARCH FOUNDATION
1616 Walnut Street
Philadelphia, Pennsylvania

October 17, 1935

Dr. Milbank Johnson
Pacific Mutual Life Building
Los Angeles
California

My dear Doctor Johnson:

In thinking over the confusion in regard to the purposes of our supplying certain tumor-bearing mice for your researches, it has occurred to me that there might be similar confusion, in your mind and that of your collaborator, as to the object of our requesting that this work be done. Accordingly, we should like briefly to summarize our conversation on this point.

It was explained that, with the favorable outcome of the tests as planned, there would be provided a clear-cut case, with every phase of which a representative of the Foundation was familiar, for presentation to those authorities of the Foundation whose responsibility it is to pass on grants in aid of research.

The experiments as discussed were outlined in our letter to you of October eleventh.

If it should become possible for you to push these tests (which, we realize, are of little interest to you, but, judging by past experience, are essential preliminaries here) it would hasten the time when your request for assistance could receive proper consideration.

It is earnestly hoped that you will not misunderstand our writing you thus. It is done merely as a friendly suggestion.

Yours very truly,

M. W. S. Schram (Signed)

C O P Y

UNIVERSITY OF CALIFORNIA
The George Williams Hooper Foundation
The Medical Center
SAN FRANCISCO

October 18, 1935

Dear Doctor Johnson,

The copy of the results of your test of the Rife ray on typhoid organisms would appear to establish conclusively the efficiency of it to kill these organisms in the tissues. If the ray should prove equally efficient in killing other pathogenic microorganisms, it would be the greatest discovery in the history of therapeutic medicine.

I have obtained material from one breast carcinoma, from which the cultures were negative for Cryptomyces. The tumor was diagnosed by the pathologist as a scirrhous (fibro-) carcinoma, and may not have been a suitable case. I will discuss with you this case and the whole matter when you come up next week.

Doctor Meyer is ill, and we have been fearful that he had contracted a laboratory infection with some of the diseases he is working. However, this morning his temperature is down and he is feeling better.

Yours truly,

E. L. Walker (Signed)

MILBANK JOHNSON, M. D.
PACIFIC MUTUAL LIFE BLDG.
LOS ANGELES, CALIFORNIA

October 22, 1935

My dear Jack,

Will you please look up your records
and send me the M. O. R. of Staphylococcus
Pyogenes Aureus and Staphylococcus Pyogenes
Albus.

I think that they were taken very
carefully last summer when we were treating
Wayne Grayson. While I have his clinical record
here, the actual M. O. R. was recorded in the
daily dairy of the clinic which was in Dr. Rife's
files.

Please mail this to me if you can find
it and oblige,

Yours very sincerely,

Milbank Johnson
M.S.

Aureus -
~~Albus~~ 546 meters

Mr. Jack Free
2500 Chatsworth Blvd.
San Diego, Calif.

Albus -

600 BURLEIGH DRIVE
SAN RAFAEL HEIGHTS
PASADENA

San Diego, California.
October 28th 1935.

Dear Dr. Johnson,

On going thru our files I find the M.O.R. for Staphylococcus Pyogenes Albus is set at 548.0 meters. We have no setting record for the M.O.R. of Staphylococcus Pyogenes Aureus.

My records show that on the Rife Ray Machine No. 4 the setting 478 K.C..S.7..D.27.2..Group 1... or..S.7..D.44.5..Group 2... for Staphylococcus. Have you the facilities for culturing Staph. and testing, if not, we can and send it up for a shot on No. 4 then you will be sure that your setting is correct.

Dr. Rife arrived safely last night and the trip did him good. So glad that Dr. Walker managed to get a B.X. even if it was a weak one. That will encourage him even if he has to work with old antiquated equipment and maybe soon he can have one of the new No. 4 micros to work with.

So glad to hear that Mrs Johnston is feeling better give her my best regards please and let me know when the machine is set up and where and what the office hours are so I can refer some of these people down here to you.

Yours very sincerely,

JACK RIFE


MILBANK JOHNSON, M.D.
PACIFIC MUTUAL LIFE BLDG.
LOS ANGELES, CALIFORNIA

October 29, 1935

My dear Jack,

Thanks for your letter of October 26
in re the M. O. R. of Staphylococcus.

The machine has been set up at the
Santa Fe Hospital which is located at the
corner of East Sixth Street and St. Louis Street
in Los Angeles. Our hours have not been set
definitely. Anyone you want to refer to us had
better be sent to my office.

I do not want to undertake new cancer
cases until we get the M. O. R. of the bananas. 
I hope you are still working on them. I believe
the time of treatment and the effect of the Ray
will be very much improved when that is obtained.
Then, we can give the B. X.-M. O. R. and the
banana M. O. R. with a better chance of complete
success.

Hope you received the tickets I sent
you yesterday. *for the Exposition.*

Yours very sincerely,



Mr. Jack Free
2500 Chatsworth Blvd.
San Diego, Calif.

600 BURLEIGH DRIVE
SAN RAFAEL HEIGHTS
PASADENA

CRYPTONYCES
PLENOMPHIN (1935)

MILBANK JOHNSON, M.D.
PACIFIC MUTUAL LIFE BLDG.
LOS ANGELES, CALIFORNIA

October 29, 1935

My dear Doctor,

I am sending you that cigarette lighter which I am very fond of. You kindly said that you thought you could make it hold gasoline. It leaks and is utterly impractical in the condition it is in. I don't want to bother you with this but, if you can fix it up at your convenience, I should certainly appreciate it.

* Next morning after you left, I ran out to the Hooper Foundation to call on Dr. Walker, just a social call. From what he and his assistants said they seemed to have enjoyed your visit very much and are looking forward to the time when you can go up there with your No. 4 microscope and show them some of the wonders of the world.

I still think it was of vital importance that you should have gone to San Francisco as you did and I want to thank you for the sacrifice in time that you made. You must acknowledge that they were discouraged when you got there and now they are lighting into things with renewed zest.

I have not yet made up my mind just what I am going to do with Dr. Schram. I am still thinking about it. So, I have finally decided that I would write the letter and take it up to Mr. Cochran and see what he thought about it.

made
The No. 4 Rife Ray is now installed in the Santa Fe Hospital and we will begin serious work on it with patients next Thursday.

I had a dandy letter from Arthur Kendall last night. He said that within a month or so he thought his articles on Bacteriophage would be published and he would let us know. He said he received your letter acknowledging receipt of the microscope.

Very sincerely, your friend,



Dr. R. R. Rife
San Diego, Calif.

600 BURLEIGH DRIVE
SAN RAFAEL HEIGHTS
PASADENA

C O P Y

THE INTERNATIONAL CANCER RESEARCH FOUNDATION
1616 Walnut Street
Philadelphia, Pennsylvania

Dr. Milbank Johnson
Pacific Mutual Life Building
Los Angeles
California

My dear Doctor Johnson:

Mr. Donner, back at his desk at last, has been deeply interested in hearing about the work which you and Mr. Rife have been doing, and about the M. M. (marvelous microscope).

He seems almost as disappointed as I am over the delay in studying the various cancer-bearing mice, though of course the pressure of other work is realized. Still, I must confess that I continue to regret the misunderstanding about the mice; for, from what you and Mr. Rife said when the question was discussed - i. e., that it would take about one month to get cultures in proper condition, and another month to ascertain the Rife Ray's effect on them - I had rather expected that October would find me again en route to the Coast. After all, however, delays must not matter so long as objectives are attained.

In order to avoid any further confusion, it may be well to repeat the plan discussed in Mr. Rife's laboratory, viz.: Mice of known strains, bearing three different kinds of tumor, were to be supplied to you all. From these you were to attempt to isolate the Gruner-Johnson-Rife organism, or a similar one. Cultures of this organism were to be treated by the Rife Ray, and the M. O. R. established. This being accomplished, I was to supply more mice, from the same strains and bearing the same kinds of tumor, for treatment with the M. O. R. as determined above. This was talked over in some detail, during my last two visits to the laboratory, and both you and Mr. Rife seemed to think it a satisfactory and workable plan.

Mr. Donner would like to know what Mr. Rife thinks are the prospects of putting the M. M. into such form as to make duplication possible, and thus give to other qualified investigators an opportunity of sharing in its tremendous potential contribution to scientific research. If there is any way in which he could assist in and expedite this adaptation, he would be glad to be advised.

Have you had any experience with the small X-ray tube developed by Professor Chaoul of Berlin?

And have you seen Dr. Leo Loeb's article on page 331 of Science for October fourth? If so, your opinions would be appreciated.

With all good wishes, I am

Yours very truly,

M. W. S. Schram (Signed)

UNIVERSITY OF WISCONSIN
COLLEGE OF AGRICULTURE
MADISON, WISCONSIN

DEPARTMENT OF PLANT PATHOLOGY

November 5, 1935

Mr. Royal B. Rife
San Diego,
California

Dear Dr. Rife:

I am very much interested in the results you may secure, although I am sure you will find the culture I sent you both pure and pathogenic. I shall be glad to replace it if there is any question about it.

Under separate cover I am sending a recent publication about crown gall which may perhaps interest you.

Very truly yours,



A. J. Riker
Professor of Plant Pathology

AJR:JR

THE INTERNATIONAL CANCER RESEARCH FOUNDATION
1616 Walnut Street
Philadelphia, Pennsylvania

November 11, 1935

Dr. Milbank Johnson
Pacific Mutual Life Building
Los Angeles
California

My dear Doctor Johnson:

Your letter of November first was duly received.

As you know from experience, the subject of cancer is such that it is, first, of tremendous emotional appeal, and secondly (perhaps consequently?), one which makes those dealing with it from the scientific side claim Missouri as their native state.

Therefore a plan was suggested to you, favorable outcome of which would make possible an application through the regular channels of the Foundation. In your words, it would be a fait accompli, which would serve as basis for your request for a grant to aid in extending your researches.

It is regretted that your disinterest in this plan was not indicated when it was presented to you. It was your expressed willingness that led to the procuring of cancer-bearing mice, by special request and in such haste that air mail was invoked.

In your recent letter you state that you have devoted yourselves entirely to the study of human cancer. It was my understanding that you all had worked with cancer in rodents, and that the tumors of which pieces were given to me, were from rodents, and were the produce of the Rife laboratories.

Be that as it may, you are assured that the Foundation does not wish to importune you in any way, and especially not (since it can not undertake to underwrite them) to the extent of your undertaking studies which you think will be unduly expensive and which you do not care to do.

By the way, a copy of "Below Ten Metres" was obtained by writing to the publisher.

Yours very truly,

M. W. S. Schram (Signed)

MILBANK JOHNSON, M. D.
PACIFIC MUTUAL LIFE BLDG.
LOS ANGELES, CALIFORNIA

November 18, 1935

My dear Doctor,

You will find inclosed a copy of a letter just received from Dr. Schram, also, a copy of my final reply. These are for your information.

We started out from La Jolla for Los Angeles yesterday afternoon about three o'clock and came home in the pouring rain. But, we arrived without incident and were sure glad to get here.

Very sincerely,



P. S. The copy of "Below Ten Meters" mentioned in Dr. Schram's letter referred, I think, to that series of spectra which we showed her in your laboratory which shows the sun ~~and the~~ photospectrum, as well as the radio spectrum.

M. J.

600 BURLEIGH DRIVE
SAN RAFAEL HEIGHTS
PASADENA

November 19, 1935

My dear Dr. Schram,

This letter is written to you, not to carry on a fruitless discussion, but simply to correct an impression that you seem to have that we have been working with spontaneous mouse tumors. The only tumors that we have worked with in mice are those inoculated by ourselves from the filtrate obtained from human cancers. We have not used any of the so-called groups or strains found in any other laboratories or those which have been produced by tissue inoculations from other mice. There is a great deal of difference. Furthermore, when we have completed our work, we shall not need any help from any cancer foundation fund.

Would you be good enough to return to me the confidential report, which you have, made by Dr. Gruner on our work, as well as, such other confidential reports that you may have in your files pertaining to our work?

Thanking you for the courtesies which you have shown us in the past and wishing you good luck in the study of the cause and cure of human cancer, I am

Yours very sincerely,

MILBANK J. JOHNSON.

Dr. M. W. S. Schram
The International Cancer Research Foundation
1616 Walnut Street
Philadelphia, Pennsylvania

UNIVERSITY OF CALIFORNIA
The George Williams Hooper Foundation
The Medical Center
San Francisco

November 22, 1935.

Milbank Johnson, M. D.
Pacific Mutual Life Bldg.
Los Angeles, Calif.

Dear Doctor Johnson:-

No growth of Cryptomyces has developed in the culture from the first case of breast tumor. Negative results have been obtained also from four mouse carcinomata. Another case of suspected breast tumor at Stanford University Hospital proved not to be malignant. All of the San Francisco hospitals have been recanvassed and I am hopeful of obtaining more material soon.

Yours truly,

E. L. Walker (Signed)

BL

MILBANK JOHNSON, M. D.
PACIFIC MUTUAL LIFE BLDG.
LOS ANGELES, CALIFORNIA

November 25, 1935

My dear Doctor,

The copy of a letter I received from Dr. Walker was mailed to you accidentally before I had an opportunity to add something to it. So, here goes.

I wish you would write to Dr. Walker and find out what seems to be the matter up there. I don't want him to get discouraged and quit trying. I can't understand first, why he gets so darn few cases; and second, why he isn't able to grow that organism. I believe if you would write to him you might cheer him up a little.

Phil was in this morning and showed me the oscillograph and told me what you people had been doing with it. I think it is perfectly marvelous that, at last, you have found something we can use as a yard stick and quit guessing on the Rife Ray. I told Phil that, when he could make up his mind just which oscillograph he wanted to buy, I would be very glad to give him a requisition for one, because I think we should have one to watch what we are doing. Phil tells me that you are planning on getting one also. That would be fine, but I hope that you and Phil buy yours together so that we will have two instruments that absolutely match each other. Then, the records that you make down there can be adjusted to our machine up here, and vice versa. It would simplify our work immensely if the two oscillographs were thoroughly synchronized.

While you have the machine down there, I hope you and Jack are working on those bananas so we can get an M. O. R. for them, if possible. As soon as you send Phil and the machine back, I am going to start Phil on making your machine. ~~He has~~ some of the stuff already but everything has been shot to pieces by this interruption. However, I think that this interruption has been well worth the time, inasmuch as you have succeeded in

600 BURLEIGH DRIVE
SAN RAFAEL HEIGHTS
PASADENA

Dr. Rife 2.

November 25, 1935

finding how to read the oscillation.

Please write to Dr. Walker and cheer him up. Maybe you will have to go up there yet with your No. 4 microscope and give him another shot in the arm.

Yours very sincerely,



Dr. Royal R. Rife
2500 Chatsworth Blvd.
San Diego, Calif.

COPY

November 26, 1935

My dear Doctor,

Thank you for your letter which I received yesterday. I note what you say and I deduct from it that you are not having very much luck. Of course, I would not expect you to get the B. X. or the Cryptomyces Pleomorphia from ordinary mouse tumors. We have obtained them only from the mouse tumors which had been caused by the injection into the mice of B. X. which we had obtained previously from human carcinoma.

You will remember the mice that we had from Dr. Schram. We made a culture from them, and, while we got a bacillus, it was not a fungus. None of us seems to know what it was. That was the usual findings with both spontaneous mouse tumors as well as those due to tissue transplantation.

If I were you, I think I would inoculate some of your Gruner medium with the known B. X. which you received from Dr. Rife. I know Dr. Rife told you not to incubate it after transplantation. But, I do believe that you will get a better growth where you start the B. X. obtained from human cancer if you will incubate it, at least until it shows a growth. You know these B. Xs., after having been in the human being for goodness knows how long, have to have a little coaxing to make them start growing.

I sent a copy of your letter down to San Diego and Dr. Rife, no doubt, will answer you directly. If you need any help up there, don't hesitate to call on either one of us. For some reason or other, I never could find out why it was so difficult for most people to handle these filter passing forms. We have had no trouble with them at all, but I know men all over the world have had trouble with them. I was in hopes that you would avoid trouble by having the K Media base right from Dr. Kendall's own laboratory.

Dr. Rife has finished his new microscope No. 4 and it works beautifully. We both want to help you in any way possible, but we don't want to interfere with your doing your work independently of us. It is a very important and complicated problem and we want to do anything in the world that we can to insure your success.

I don't know whether or not I sent you a copy of the growth that we got, but I am inclosing one for your information. I think this work was done while you were in the laboratory,

maybe not.

Give my very best regards to Dr. Meyer and
believe me

Yours very sincerely,

WILBANK - JOHN W.

Dr. E. L. Walker
University of California
The George Williams Hooper Foundation
The Medical Center
San Francisco, California

This letter may cross one from
you, but no matter.

366 University Drive
Saskatoon, Sask.
Dec. 1-35

My dear Dr. Johnson

I am just going to say a few words about my position here, by way of answering more clearly your phone enquiry the other day. Naturally, I was rather taken unawares, and as it happened there was a doctor close by who was impatiently waiting for me to attend to something: which made my answers less pertinent than they should have been. I am sorry too, that I did not take the golden opportunity of enquiring after your welfare, yours and Mrs. Johnson's.

When I left Montreal in October (after the Exam.), Dr. Archibald impressed on me not to enter into any agreement with the hospital here, as he hoped to be able to get finances for me to return to McGill next May, or so. However, I was not intending to make any agreement anyway, because conditions here are only for the young! Besides, as to the hospital, they cannot develop the pathological department properly for quite a long time yet, and I do not feel like waiting for that in any case. However, I suppose that if I proposed going away at the present time, there would be some fuss about it, which would hardly be appeased by an offer to get a substitute; and it is very doubtful if I could get a substitute; certainly not at a few week's notice.

All the same, I have made no secret with the chief men of the hospital about Dr. Archibald's claiming me at whatever time he found he could arrange it. So, in the same way, if I went to Dr. Rife - that would be on the same principle - that I hold myself available to take up cancer research again, if opportunity offers.

The conditions of appointment are peculiar. I do not know actually who appoints me. Everything is done verbally. The Sister Superior decides; it is she who wanted me to "sign on" before I went up for the exam., claiming that all the internes had signed on for a year, and that I ought to do the same.

That, therefore, is my position. But I can say to you that I am willing to seek release from here; that the time it would take to get clear cannot be stated exactly, but I would endeavor to make it as short as possible; that our actual packing up, etc, would not take more than a few days - as the bulk of the goods (equipment) - (There would be a question - is there any kind of equipment one should bring with one? I suspect it would cost less to get things fresh.) - sent to S. Paul's at first has been removed, with a view to re-shipment to McGill (where it belongs). I realized some weeks ago that I could not undertake serious research at the hospital, owing to the bulk of routine work, and innumerable interruptions and therefore I might as well return their property to them anyway.

Of course, I ought to mention about Dr. Archibald - is your suggestion by any chance connected in any way with him: namely by way of your friends at Pasadena? I mean, is he perhaps agreeable to your suggestion-

COPY

THE INTERNATIONAL CANCER RESEARCH FOUNDATION
1616 Walnut Street
PHILADELPHIA, PENNSYLVANIA

December 10, 1935

Dr. Milbank Johnson
Pacific Mutual Life Building
Los Angeles
California

My dear Doctor Johnson:

Life continues to be just one thing after another, so that delays in accomplishing letters seem inevitable. This is especially to be regretted at this time, when one knows that you are awaiting word regarding the consideration of your request.

I am sorry to have to report that the result was not other than had been expected, i. e., action was deferred, pending additional information. So we should like to have as detailed information as possible of the human cases which have been treated by the Rife Ray. This should include biopsy slides and reports, case histories, present condition of patients, et cetera. A description of the Rife Ray Machine, as complete as its originator is willing to submit, would also be of value. The material will be put in order for presentation to the next meeting of our Advisors. All will be held confidential.

It would be advantageous also to have a quite complete outline of your plans for the future in this connection, in addition to the studies of Doctor Gruner's organism, and of Bacillus I.

It is good of you to suggest that Doctor Gruner's first work, in the event of your receiving a grant, would be to carry out the suggested tests on mice. However, this will not be necessary after a grant is assured. The object of these tests was to provide scientific basis, with data on known experimental animals, for your application. If it should eventuate that such human material as you are able to supply prove sufficient, animal studies of the kind suggested would not be necessary.

In the thought that a letter from him would be a valuable addition in presenting your case, a statement was requested from Doctor Dock. To date, however, our communication has received no reply. We most earnestly hope that this does not mean that Doctor Dock is not well.

The question of a trip to California has been discussed with Mr. Donner, and it is quite possible that he may be out there before Spring.

Yours very truly,

H. W. S. Schram (Signed)

COPY

THE INTERNATIONAL CANCER RESEARCH FOUNDATION
1616 Walnut Street
Philadelphia, Pennsylvania

December 11, 1935

Dr. Milbank Johnson
Pacific Mutual Life Building
Los Angeles
California

My dear Dr. Johnson:

I was glad to have your kind permission to discuss the Rife microscope with the microscopist at the University of Pennsylvania. He was, obviously, greatly interested, wished that he could "look through it", wished California weren't so far away, et cetera. In the course of our conversation, however, it developed that Mr. Ott, of the Spencer Lens-American Optical combination had talked with him about the Rife microscope, expressed his hope of seeing it and its designer, and his disappointment in failing to do so.

It seems that Mr. Ott's representative for the California district wished to have an opportunity of seeing Mr. Rife and examining the microscope with a view to possible arrangements for reproducing the instrument. Perhaps it should be explained that Mr. Ott's interest was aroused by Dr. Charles Chamberlain, the veteran microscopist of the University of Chicago, who has been his friend for years (and who, by the way, is acquainted with Mr. Rife). Mr. Ott is under the impression that his representative failed to accomplish the purpose of his visit to the Rife Laboratories. Did this individual "bo at it wrong", or were there commitments to another firm?

Please do not misunderstand this questioning. It is undertaken purely in the interest of advancing our knowledge of the so-called ultra-microscopic by putting Mr. Rife's apparatus in the hands of qualified investigators. Who builds the instrument is of no moment to us, with the obvious exception that it be done by an organization unexcelled in such work.

In case you do not know about him, it may be well to add that Mr. Ott has the reputation of being sincerely interested in advancing microscopy for the sake of science, and that his outlook is not clouded by the commercial aspects of his connections. It is my understanding that his Company has such a large fund for developing new research instruments that it does not have to hesitate unduly because of the possibility of delayed financial return from such undertakings.

Yours very truly,

M. W. S. Schram (Signed)

UNIVERSITY OF CALIFORNIA
THE GEORGE WILLIAMS HOOPER FOUNDATION
THE MEDICAL CENTER
SAN FRANCISCO

December 13, 1935

Doctor Royal R. Rife
San Diego, California
Dear Doctor Rife:-

I regret the failure so far to obtain a culture of Cryptomyces from carcinomatous tissue. I feel that the failure may be due to unsatisfactory cancer tissue. I have had only two lots, both of which were unsatisfactory. Lack of progress can be definitely ascribed to failure to obtain cooperation of the surgeons of the San Francisco hospitals. This lack of cooperation of clinicians is a handicap to research which I have had to contend with all my life and is very discouraging. However, I am still after them and hope to obtain more material in time.

I shall be very glad to have you come up after the holidays, and Mrs. Walker sends an invitation to Mrs. Rife to come with you. We shall expect you both to stay with us when you come.

With many kind regards, I am
Yours truly, E. L. Walker.

St. Paul's Hospital

Saskatoon

Sask.

366 ON
SASKA
366 UNIVERSITY DRIVE
SASKATOON SASK.

Dear Dr. Rife,

I nearly crossed your letter; so I am glad I had put off writing as I did, so as to be able to answer yours. I am sorry the small bottle leaked; I found myself without adequate fusing apparatus, and tried to fuse the glass on our gas-stove burner! I will however try again here, though here they have only spirit lamps.

I am quite relieved to know the germ is in your hands; I think you will do more with it than I ever could. Still, there will perhaps be a chance of doing more on it here when I get settled. So far I have it on a plate again, and it is a beautiful coral again. I found they have some rats here (but very poor quarters), so shall try and get some more Susies. Besides I hope to try and get more cultures. I got a case of Sarcoma here a few days ago, but the growth is not satisfactory. Perhaps when Dr. Johnson gets me some X I may succeed. Otherwise I must see about that gas tube you use. (One can't get such tubes filled here; perhaps in Winnipeg; otherwise in Montreal)

We are still waiting for our furniture from Montreal. It has taken a whole month so far! But the Laboratory things were here and as soon as they got me a work-place I began unpacking. So up to the moment, I am not really "going". Meanwhile I earnestly hope you will be enabled to tackle the clinical side adequately. I keep seeing press notices of short-wave work in all sorts of places, and recently one of some doctor in Los Angeles; but none of them have got your key. (I use the word

short-wave only tentatively .Perhaps that is a wrong designation.

I wonder what they will do in Montreal, over that Fund.

I gather that even in this Province there is almost acrimony over what to do with their share. It is a case of politicians versus clinicians: the former want to make a "noise"; the latter really wish to help the patients., and are prepared to admit the possibility of something coming to light which can supersede radium

Well, I must close now. My wife will never forget her happy visit to La Jolla, and wishes she could have had more time for enjoying more of Mrs Rife's society than our brief visit permitted. She is glad you like the book.

Well, au revoir when the turning wheel may bring us near again!

Yours very sincerely,



Asparagus Mediam.

by
Dr.O.C Gruner.

Peptone ----- 1

NaCl ----- $\frac{1}{2}$

Glucose -----2

Glycerine ----5

Agar ----1.5

Filtmate obtained after boiling asparagus in water
for sufficient time to make a good strong decoction
(Squeez through muslin) One can to about $\frac{1}{2}$ litre
of mediaum and water up to 100-Titrat and make P.H.
= 7.0_7.2.

December 16, 1935

My dear Dr. Schram,

This letter is in reply to your letters of December 10 and December 11.

I am now at work preparing a more detailed report of the work which we have done with the Rife Ray. As some of this material is in San Diego, as well as in my office, I will not be able to get it all up immediately, but I will send it to you as soon as possible.

Mr. Rife has agreed to prepare a description of the Rife Ray. I will tell you frankly that I do not think he knows anything more about it than I do, except how to produce it, and I don't know anything about it. We don't even know what it is. We know only what we have actually done with the Ray itself. However, we will send you all that we have.

Now, regarding Mr. Ott and the Rife Microscope. What I am going to say to you is strictly confidential. If I am not mistaken, Mr. Ott is with the Spencer Lens Company which is owned by the American Optical Company. The head of the American Optical Company is Mr. Albert B. Wells with whom we are negotiating to build the Rife Microscope. Therefore, I do not think that we had better get our wires crossed. When Mr. Wells wants Mr. Ott to get into this picture, he will, no doubt, send for him. So, you and I had better keep off the grass while nature takes its course.

My remembrance of the incident regarding the Rife Microscope was that a Mr. Leade, who was the Southern California representative of the Spencer Lens Company, heard of this microscope through a professor in the University of Chicago who is now dead. I have forgotten his name. So far as I know, Mr. Ott, neither father nor son, has seen the Rife Microscope.

You must remember that, while you were admitted to the Rife Laboratory and everything was very frankly discussed with you, there are very few who have been

Dr. Schram 2,

December 16, 1955

through it and fewer still who have had everything explained to them. So, you need not be surprised at what you hear about the Rife Microscope. Rife himself talks very little.

As the new microscope is practically finished, I am very much in hopes that we will be able to take Mr. Wells over there in a very short time. If he is pleased, he will, no doubt, send for his expert physicist to work out the whole problem. I don't think you and I had better get into this thing very much, particularly as we are dealing with two very temperamental gentlemen, Messrs. Rife and Wells, so we better leave well enough alone. I personally met young Mr. Ott in Chicago on one of my trips.

In preparing the report which you requested, I am going to send you a photograph and description of one of the recent experiments made with the Rife Ray and the new machine. I am also going to give you a brief of the cases which I treated in La Jolla summer before last with their present status in so far as I can find the patients. There was nothing done at that time of a conclusive nature.

The Clinic was opened and run by me to satisfy me personally whether the Rife Ray would destroy pathogenic organisms in vivo as well as in vitro. The latter we had repeatedly demonstrated in the Laboratory. I had to have this information conclusively positive before I could recommend to my friends to get in behind the work to carry it on to a logical conclusion. Having no nurses or secretaries in La Jolla, the records, while truthful, are more or less fragmentary and not kept for careful scrutiny by brother scientists. As I told you, when I started this work I intended to finance it through to the end. The only assistance that I expected to get was such cooperation as I might receive from other physicians in working with the Microscope and the Ray.

Now that we have to convince a whole lot of other men from cold turkey, we shall have to turn over a new leaf and do our work subject to inspection by others.

Dr. Schram 3.

December 16, 1935

You are right in protecting your funds from waste. But, I still think that a properly qualified scientist or clinician could learn more in two weeks by actually trying the things himself than he can learn by correspondence in a year.

I will see what I can do and get the material together as promptly as possible and send it along to you. I sure do need Dr. Grummer if there is any possible way of getting him here. I am going to continue to try any likely source that I can discover.

Thanking you for your efforts in our behalf, I am

Yours very sincerely,

Milbank Johnson, Chairman
Special Medical Research Committee
University of Southern California

Dr. M. W. S. Schram, Secretary
The International Cancer Research Foundation
1616 Walnut Street
Philadelphia, Pennsylvania

San Diego, Calif.
December 17 1935.

Dr Milbank Johnson,
Pacific Mutual Bldg.
Los Angeles, Calif.

Dear Dr Johnson,

Am glad to report that Dr Rife is much improved after his treatments over at Paradise Valley and will go over again tomorrow, to let them finish up.

He was pleased that Sir Montague took such an interest in the microscopes and would like for him to come back when he is feeling better and could really have time to show him fully some of the things we are doing.

Dr Rife's discription of the machine follows:

"The basic principal of this devise is the control of a desired frequency. These frequencies varying upon the organisms being treated.

The frequency is set which controls the initial oscillator, which in turn runs thru six stages of amplification, the last stage driving a 50 watt output tube.

The frequency with its carrier wave is transmitted into an output tube similar to the standard X ray tube, but filled with a different inert gas. This tube acts as a directional antenna.

The importance in the variable control of these frequencies is that each pathogenic organism being treated is of a different chemical consistency, the consequence being they carry a different molecular vibratory rate. Each one in turn under these conditions requires a different frequency or vibratory rate to destroy."

I spoke to him again about the matter of my operating the machine if Phil is too busy and he thinks it would be a good thing, both from the view of being certain as to the use of the correct frequency and also that we would be in direct touch with the different cases as they progress under treatment.

Am enclosing a letter from Dr Walker its rather pitiful
being
to think of a man of his standing ##### held up by some
mercenary or selfish person who more than likely is not
much of an asset to the profession and a big ass in the
way of research. Am also enclosing a letter of yours that
in some way got in our files (seems to be from Darling)
Our work goes steadily onward with new wonders opening
up daily. The matter of work done on the 'Ensol' is as you
requested.
Here's wishing you all a Merry Mery Christmas and a big
turkey drumstick all for your self.

Sincerly yours,

Jack Tree

2 encl.

68

MILBANK JOHNSON, M. D.
PACIFIC MUTUAL LIFE BLDG.
LOS ANGELES, CALIFORNIA

December 19, 1935

My dear Dr. Rife,

A meeting of the Special Medical Research Committee of the University of Southern California will be held Thursday, December 26 at 12:15 P.M. in Room 2 of the California Club.

As Dr. George Dock, a member of our Committee, is leaving on January 2 for a trip around the World and will not return for several months, I am anxious to have this meeting before he leaves as there are many things of importance to be considered. We have much to report and are very anxious to receive your advice on some questions of vital importance to the work.

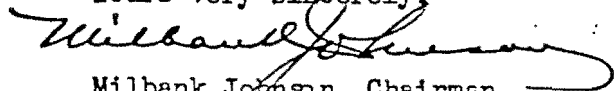
I trust you will make a special effort to attend. I have tried to trouble the members of the Committee as little as possible with meetings, but it becomes absolutely necessary now that we should meet and decide some vital points.

You might call Dr. Burger and see if you can't arrange to come up together as you did last time. Also, it will keep him from forgetting it and insure his being here if you bring him.

Please let me hear from you as to whether or not you can be present at this meeting.

Wishing you and Mrs. Rife a Merry Christmas and a Happy New Year, I am

Yours very sincerely,



Milbank Johnson, Chairman
Special Medical Research Committee
University of Southern California

Dr. R. R. Rife
2500 Chatsworth Blvd.
San Diego, California

600 BURLEIGH DRIVE
SAN RAFAEL HEIGHTS
PASADENA

COPY

742 Market Street
San Diego, California
December 23, 1935

Dr. Milbank Johnson
Pacific Mutual Building
Los Angeles, California

Dear Sir:-

I was up to see Dr. James R. Couche this P. M. about my wife and he phoned Dr. Rife, and explained to him and he said to write you and see if you could give us a date, so I could bring her in and you give her a treatment.?

She has had several Dr.'s. treat her for what they call a Cauliflower, growth on the Uterus, they gave her the Radium treatment and charged me \$60.00 the 1st day and \$25.00 for the next day making \$85.00 for 2 days and she had 4 of them and then she took about 25 Radiotherape treatments, she had a discharge for a year and a half and they said the Radium treatments would stop it and cure the growth, the last 2 treatments of Radium I had to get at the County Hospital for I had paid out all the money I had and all I could borrow and she was no better but the last Radium treatment did stop the discharge but they say the growth is still there.

I was on the S. E. R. A. for a long time as I could not get work and have just got on the W. P. A. now Dr. Rife said write you and ask you to let me know if you could give me an appointment for her and if you can please let me know when you can give it to her and I will bring her in, and we would like to know if we come in on the early buss can we get back the same night on the bus or does it take longer to give the treatment. Dr. J. B. Couche said he did not think there would be any charge for the treatment as we were on the relief but if there is please let me know and I will try to raise it some way for I sure want her cured if possible, she is 38 years old and has always had good health until this came on she has never had any children never been that way.

Hoping that you can give her a treatment and cure her and that we will hear from you real soon and please let me know if it takes more than one treatment and if so how long between the treatments so we will know what arrangements to make about the trip there wheather we are to come back the same day or not?

Thanking you for this information in advance I remain.

Very truly yours,

T. M. Lipscomb (Signed)

P. S. I am enclosing self addressed stamped envelope for reply,

December 26, 1935

My dear Mr. Lipscomb,

Replying to your letter of December 23, in which you ask for an appointment for me to see your wife, I wish to say, first, that there will be no charge for treatments given.

I must call your attention to the fact that our work is in the experimental stage and we can make no promises of any kind. We have been treating human beings only for a short time as our work has been very largely laboratory work on the lower animals. But, the results of the treatments thus far have been so as to encourage us to go on.

We are now giving treatments twice a week at the Santa Fe Hospital in Los Angeles. This Hospital is located at 610 S. St. Louis St., Los Angeles.

It, however, takes more than one treatment and I am afraid you will find it rather inconvenient unless some arrangement could be made for your wife to stay in Los Angeles for a few weeks. The treatments themselves do not require more than about five minutes. There should be at least two treatments per week.

Before any definite arrangements are made by you, I should like to have you ask Dr. Couche to send to me the complete history of the case. Also, after receiving that, I should like to make an examination myself to determine the extent and character of the lesion. We do not take any cases ourselves. I want you to consider that you are still under the care of your own physician and, in this case, I understand it is Dr. Couche. I should like to have Dr. Couche follow the case along with us, giving us the benefit of such advice and counsel as he is able to give. Please show this letter to Dr. Couche and he will understand exactly what I mean.

If you decide that it is possible to make the necessary arrangements for Mrs. Lipscomb to have these treatments, I should like to see her next Tuesday,

Mr. Lipscomb 2.

December 26, 1935

December 31 when I shall be in San Diego. Please ask Dr. Rife to arrange with Dr. Couche for me to meet your wife in his office. Dr. Rife knows my schedule in San Diego and will be able to set the time.

Hoping that we will be able to help your wife, I am

Yours very truly,

MILBANK JOHNSON

Mr. T. M. Lipscomb
742 Market Street
San Diego, California

San Diego, California.
December 27th 1935

Dr. O. C. Gruner
866 University Dr.
Saskatoon, Sask.
Canada.

Dear Dr. Gruner,

Your very interesting letter along with the "Ensol" received and find much of interest in both. It just happened that Dr. Milbank Johnson was with me when I opened the package of "Ensol" and prepared a slide we examined it at 10,000 X in a cursitory way and found so many different motile bodies that it was difficult to believe that the "Ensol" had been thru a Berkefeld.

On later observation I definitely observed four known forms all different and three of which were highly motile the fourth non-motile.

We have cultured the "Ensol" on your media and are getting a nice growth which will be ready for study soon, after which I will send you as complete a report as possible at that stage of development.

Glad you finished your 'exam' okay now you can come to California with a clear conscience, hope you will be on your way down here soon.

Best wishes to Mrs Gruner and your self for the new year from us.

Sincerely yours,

54 ROYAL R. RIFE

STOKERMATIC SALES COMPANY

4040 SOUTH STATE
SALT LAKE CITY 15, UTAH
TELEPHONE AM 2-2456

December 4, 1959

Distributors of Stokermatic Super Heaters (a parlor furnace)

STOKER FURNACE BLOWER
ALL IN ONE

Clean Heat

Mr. John F. Crane
Rife Virus Microscope Institute
4246 Pepper Drive
San Diego, California

Dear John:

I received the brochure on the Rife Virus Microscope Institute and your letter to the Honorable D. S. Saund. My impression, in reading it, is that I am sorry that you used the name of Dr. Jeppson, unless you have had his consent to do so. This thing has already caused him far more trouble than he is entitled to have heaped upon his head, and I am afraid this might add coal to the smouldering ashes.

Also, I do not think you have used good judgment in stating that your instrument was tampered with here in Salt Lake as to the best of my knowledge this is not the case. Had you said you suspected it had been tampered with, it would be one thing, but to come right out and say that someone deliberately sabotaged your machine here has no foundation or proof. I talked briefly with Lamar Williams yesterday and he felt that it was an inference upon him or that Dr. Jeppson was careless in handling the machine. He also stated that to the best of his knowledge no one touched the machine but himself and Dr. Jeppson and John Marsh. The damage to the wires, etc., came as a result of use and poor construction.

I thought we made it clear to John Marsh, and thought I had told you, that we did not want Dr. Jeppson involved in any way, because this thing had already materially hurt him and his practice, although Dr. Jeppson will have to speak for himself after he reads your letter. He has confidence that you fellows are on the right track and that some day this thing will be tested in the proper channels and its true value will be given to the world, but in the meantime we have to be careful that we do not jeopardize his livelihood. I know if the members of the medical profession here get hold of this letter to D. S. Saund, that there is going to be an explosion. If you have not already sent this letter to your congressman I definitely think Dr. Jeppson's name should be deleted, unless you have received permission from him to use it.

STOKER . . . FURNACE . . . BLOWER . . . All in one

R. P. STAFFORD M.D.
22 DESTLER PL
DAYTON, OHIO

30 Nov 59

Dear Bob -

If you will read the December issue of Coronet, another man is dying of cancer - Senator Neuberger. I have written again to Rep. Saund and asked him to send Neuberger to you. Richard Neuberger has just proposed a half billion dollar amount to be set aside for a break thru on cancer. I would further suggest that you contact him if possible and try to reach him in time to save him. By cleaning up his case, we might gain a great deal of ground also. I have also sent him a copy of Saund's letter and if he answers we will call him immediately.

The ordnance dept is to be in charge of bacteria warfare defense and have requested 5 additional copies of Saund's letter - they will be sent tomorrow. We have been cleared as a SECRET facility for the US Ordnance dept. (Life Lab Inc).

I am enclosing a few copies of letters concerning the Salt Lake incident which will verify the statements made in Saund's letter.

Kendall passed away about 2 months ago and a friend of mine moved into his house. We are going to get some of his old records and I hope something further may turn up.

We were all extremely pleased with your letter about Brooks and I hope you will be able to sign him up as a member of the Rife Virus Microscope Institute. We are compiling a list of the reports soon to be available on Rife's work which will be available to members; we have received several donations and this will help us to process the publications. A copy of the by-laws will be ready soon and will be forwarded to you.

Sincerely yours

John F. Crane
4246 Pepper Dr
San Diego, Ca 92105

the developments closely. With the good news it will
help us move ahead again from May 1961. I really believe
this may open the door to the English Kettering & the
1000 to 10,000 I need to return to the Red Laboratory
in a bigger scale. If Dr. Bunker continues to do well
we will have a strong, growing social pressure
here in May 1961 for the release of our family therapy.
Perhaps you should be a good friend to California - but
in fact, this is a long, slow, steady, slowly to
give momentum to the work. The turning point for
the effective & people's movement. At that, here, we
are being allowed to be the first of therapy speak
for itself. If Bunker continues to do well, we may
well want to know more about the plan of his
Kettering given us by the state. That a changed nation
would try to stop you from doing this.

I read your speech in the news. It is a
terrible shame that you had to suffer the
humiliation and struggle of the past 20 years.
I can well appreciate the fact that many doctors
I hope that I can help you in restoring
his faith in the medical profession and himself. I hope
we can expect the acceptance of his work so that
he will live to be an old man and be justly observed.
All too often history has shown how outstanding men
have been misunderstood during their life time only to be
thundered and honored posthumously. We hope that
you see the life given the accident he deserves soon.

JOHN F. CRANE
4246 PEPPER DR
SAN DIEGO, CA. 92105

ROBERT P. STAFFORD, M. D.
THOMAS G. OSWALD, M. D.
GEORGE W. MARKUS, M. D.
702 SALEM AVENUE
DAYTON 6, OHIO

Thanksgiving Day 1957
11-25-59

Dear John

This is indeed a joyful Thanksgiving Day - for I just received some very good news. A friend of Brooks Heathman (also a friend of my wife) Mrs Lucille Graham just called ten minutes ago and told me she had just heard from Brooks who is at Mayo's for a check-up. They stated they could find NO CANCER anywhere in Brooks at this time. They biopsied a suspicious spot on his stump and found it OK. - No recurrent melanoma - Twice before they have removed similar appearing spots which were malignant mole tissue. This was before our treatments with Rife's frequency transmitter and every one had given Brooks only 6 months to live. That's when his local surgeon, Dr. Horner, said there was nothing to loose by using the "Blue light" (last of spring).

Truthfully, I had been rather discouraged, ^{recently} until now. Brooks had returned from his trip to Florida & called me to say he that another recurrence had shown at the amputation site. He told me he was going to Mayo's to have it excised & examined. We all felt this probably as a recurrence which of course would mean that our treatments had failed. - Now the picture is much brighter Mrs Graham said that all of Brooks friends knew about our method of treating Brooks and were watching.

U. S. ARMY ORDNANCE DISTRICT, LOS ANGELES

55 SOUTH GRAND AVENUE
PASADENA, CALIFORNIA

IN REPLY REFER TO

ORDEV-OP

280/14.2

23 November 1959

Life Lab, Incorporated
4246 Pepper Drive
San Diego 5, California

Attention: Mr. John F. Crane - President

Dear Mr. Crane:

Thank you for your letter dated 14 November 1959, and its accompanying brochure addressed to the Honorable D. S. Saund.

You requested that this brochure be circulated to the various Arsenalns which had been selected to receive the research and development capabilities of your company.

In forwarding material of this kind, to comply with regulations in the Qualitative Developments Requirements Information (QDRI) program, we forward a separate copy to each of the Arsenalns.

If you will send us five additional copies of this brochure, we will be very glad to submit it to the various Arsenalns as supplemental information on the capabilities of your company.

Your continued interest in this program is appreciated.

FOR THE COMMANDER:

Sincerely yours,

J. J. FEDLER
Assistant

5 COPIES SENT
John F. Crane
for
Life Lab Inc

4246 Pepper Dr
San Diego, Ca 92105

14 November 1959

Bob Stafford, M.D.
702 Salem Ave.
Dayton, Ohio

Dear Bob:

Tony made an error in relating that I had requested $1\frac{1}{2}$ million, it was 150 million dollars and we are pressing them hard now.

The enclosed copy of a letter to D.S. Saund reveals the true position and we won't be surprised if a few heads roll before too long. We have also written to Malcolm Merrill, M.D., Director of the California Public Health requesting that they withdraw from their ridiculous position that Rife's work was just hearsay.

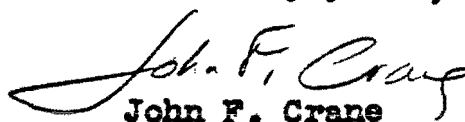
The new drug act of the State of California makes it necessary for anyone using our instruments to be a qualified expert; so I am sending you - your certificate of qualification and also an application blank to fill in and send to us so that you will be a member of this group. We hope to print a great deal more of data and information and make this available to members. The institute will be a non-profit function. The dues will be \$10.00 per year and donations can be received for any amount. Because of your outstanding work and help to us, please accept this gift or letter as a life membership free of charge in this group.

I am sending a few extra membership blanks in case others there in Dayton wish to join and we hope to have chapters in all major towns as this work grows.

How has your attorney made out with his investigation - we trust that everything is in order and if not advise us and we will act accordingly.

We are building various pieces of test equipment for the new Frequency Instrument and as planned now - it will only have one switch to turn it off and on. Everything else will be accomplished internally - all frequencies will be crystal controlled with 10 frequencies riding the same carrier wave simultaneously. 100% modulation is our goal which is the point of maximum transmission of energy. As you can see from the typing that I am rather "typed out" so will close for now.

Sincerely yours,


John F. Crane

ABMA RESEARCH AREAS

The following areas of research, as applied to missiles, are those in which ABMA is engaged:

- (A) Ablation of Materials
- (B) Aerodynamics and Wind Tunnels
- (C) Atmospheric Phenomena and Meteorology
- (D) Biological and Physiological Factors
- (E) Communications
- (F) High Temperature Studies
- (G) Improved Fabrication Methods
- (H) Materials Research
- (I) Miniaturization of Instrumentation
- (J) Power Supplies
- (K) Propulsion Systems
- (L) Propellants
- (M) Reliability Assurance
- (N) Systems and Instrumentation
- (O) Tracking and Acquisition Systems
- (P) Trajectory Studies
- (Q) Automation
- (R) Modularization of "Black-Box" Subassemblies
- (S) Digital Computer Techniques, on/off missile
- (T) Ultrasonic Inspection
- (U) Packaging & Preservation
- (V) Rapid Fuel Transfer
- (W) Printed Circuits

**ARMY BALLISTIC MISSILE AGENCY
U. S. Army Ordnance Missile Command
Redstone Arsenal, Alabama**

**In Reply
Refer to OKDAB-CL**

14 October 1959

**Life Lab, Incorporated
4246 Pepper Drive,
San Diego 5, California**

Attn: Mr. John F. Crane

Gentlemen:

The Los Angeles Ord. Dist. has forwarded to this Agency the necessary qualification data for your organization's participation in the Qualitative Development Requirements Information Program. Based on the data submitted, we consider your organization qualified to receive Qualitative Development Requirements Information in the areas checked on the attached list. Any request for participation in additional areas should be forwarded to the above Ordnance District.

Specific requirements in the indicated ABMA Research Areas will be forwarded to your organization as they are generated.

We appreciate your interest in this Agency's Qualitative Development Requirements Information Program. We are confident that this program will be beneficial both to your company and to this Agency.

Sincerely,



**EDWARD LESOWITZ, Lt Col, GS
Chief, R&D Liaison Branch
Control Office**

**1 Incl
List of Approved Areas**

**Copy furnished:
Ordnance District**

The following information is a copy of a printed story from 9/30/59 The San Diego Union Sunday newspaper revealing the justifiable fear of the terrible potential of biological and chemical weapons:

SCIENTISTS URGE PROHIBITION OF BIOLOGICAL WAR

Rugwash, N.B., Aug 29 (AP) — An international group of scientists today urged to prohibit the use of biological and chemical weapons. The 26 scientists, meeting at Cyrus Eaton's "Home for Thinkers" in this northern Nova Scotia village, said in a statement such weapons pose a severe threat to mankind. Any system to inspect them "seems incomparable more difficult than the control of atomic weapons," they added.

The scientists, representing eight countries including Russia, also suggested setting up a permanent scientific commission within the United Nations on biological and chemical weapons "to dispel much of the dread and secrecy that now surround them."

The conference, fifth at the Cleveland industrialist's home since 1952, opened Monday and ended today.

Life Lab Inc knows the danger of these microorganisms in peace time and the present helpless state of our very existence. There are currently 250,000 people dying annually of cancer alone in the United States, 15 million people are dying annually of Tetanus in India etc. The cost of Tuberculosis and other internal infections has drained our government of hundreds of millions of dollars and yet we have been unable to gain any recognition of Rife's work or discoveries owing to the animosity of the medical profession in reference to electronic developments. Published figures reveal a cost to the people of 10 billion dollars annually for drugs for cancer alone to keep the pain down until the patient dies from X-ray, radium, and radio-active treatments in the United States. Our great statesman, John Foster Dulles, was a recent typical example. One doctor (M.D.) had called General Herter at the Walter Reed Hospital in Washington D. C. and offered to bring one of our Frequency Instruments there to treat him but he was informed that they had decided to burn him with x-rays and radio-active gold.

The use of electron therapy has been proven to be the greatest advancement in medical science. This new form of transmitted energy in the form of electromagnetic or static rays has been demonstrated to kill the cause of disease and eliminate pain. It is an exciting promise of revolutionary discoveries in radio-wave therapy, bacteriology, and microscopy which has recently been refused all copy by our "free" press. Currently doctors have to make their announcements in Europe or Canada before it might become a printed fact. Life Lab believes that preventative treatments will be far more important to people than waiting until they are "beyond recall". Since this is an entirely new form of science, Life Lab takes this opportunity and presents a small insight into a tremendous research program that has been carried on feverously since 1920. You are urged to eliminate this vital threat to the nation which is real and ominous; it can be positively wiped out with electron therapy counter-measures.

Apparently, there ^{from the private archive of Jimmie Holman & Paul Dorneanu} have been some things being done at several institutions using pulsed electromagnetic waves to immobilize chromosome structures of malignant cells. There has been very little published as yet except in "Hot News" — So far, I have heard of no one who stresses the importance of modulating the electromagnetic waves to a critical C.P.S. There are some recent articles regarding ~~bio-field~~ effect on cancer tissue ~~which~~ using weak direct electrical currents. Of course, whenever an electric current flows, one also has an electromagnetic field generated, and it may be this field, rather than the flow of electrons, which is important.

Well, John, I have a feeling that our 3 year patience here in Clayton, and taking things step by slow step is about to pay off in an awakened and receptive medical profession. With a little more research and possibly a little better equipment, I believe we can obtain more consistent results. If we can begin to get consistently effective results, I believe there is no doubt that the medical profession will believe what they see and demand to use the wonderful new medium of therapy. As I work with this intriguing power, I become more & more convinced that the very source of life itself will be found in electromagnetic energy.

Sincerely —

Bob Stafford

enclosing a cc of Brooks Heathman case history for your records.

JOHN F. CRANE
4246 PEPPER DR
SAN DIEGO, CA.
92105

ROBERT P. STAFFORD, M. D.
THOMAS G. OSWALD, M. D.
GEORGE W. MARKUS, M. D.
702 SALEM AVENUE
DAYTON 6, OHIO

Mon. 14 Sept 57.

Dear Anne

It was so good to hear from you. So much has been going on here in Dayton. It is hard for me to believe how well we are getting along here, so far, in regards to my colleagues acceptance of my use of this machine in an investigation manner @ Good Samaritan Hospital (500 beds). I have been able to get Brooks Heathman (malignant release) set up on a daily treatment basis as Dr. Lutz & J. Crane suggested. I have a technician doing the actual work. She is more accurate than I & she insists on every little detail being followed.

As I said before, Brooks is a very well known & well liked man in this community. If he is alive and well with no recurrence in 6 mos we shall have a big boost forward. If he is alive and well at the end of one year, I really believe we will have arrived. He was operated by Dr. Young (the head surgeon at Mayo's), Dr. Young now knows about our work. If it is successful we will probably get Mayo's endorsement & that is all it takes. Now, let's all hope that the machine does its work.

Yes, John, I still need \$5,000 for the extended rat experiments. If I have more, we can do more, faster of course; but \$5,000 is the minimum needed. The rat supply which Barbara Sencenbaugh took, is only a part of the problem, altho if we get more than \$5,000 I would like to spend part of the extra working on cancer viruses which the Aero-Med Research Lab may have, if they are working on cancer at all there. The \$5,000 is for salaries of pathologists, lab technician, rental of lab space, etc. etc. as well as for the rats etc.

Robert P. Stafford, M.D.

Dear Bob,

How is the melanoma case coming along? We have just discovered another publication which is available for \$.25 a copy that is published by the Lee Foundation. It is a copy of the Journal of the Franklin Institute known as Reprint No. 47 available from:
Lee Foundation for Nutritional Research
2023 W. Wisconsin Ave., Milwaukee, Wisconsin.

Dr. Lee has known life fairly well and is a national speaker drawing capacity crowds wherever he talks. Foods as remedies was practiced by the Indians. I talked with one old chief before he died from old age recently and he told me that the tribes used berries to ward off various diseases. For cancer they used roseberries and the Indians never had cancer in his tribe.

We are elated over the recent recovery of John Moore, a cancer case registered with the public health service. John has just come back from the Maritime Hospital in San Francisco. John was given up as a hopeless case. They had opened him up and found the cancer in the colon and closed him up. We had given him ten treatments and the doctor told him that his case has been arrested. John works here in town and flew up for the 5 day check up.

Now regarding your instrument - it might be well to have a technician go over the capacitors with a signal tracer. Voltages should be checked in relation to the printed working capacity. If the capacitors are noisy or the voltage exceeds beyond the printed allowable capacity - they should be replaced with higher voltage capacitors of the same value. I recently replaced my band selector switch with a ceramic type and the 10 deposited carbon Dalcum 2 Watt resistors in matched pairs of 1 meg, 2 meg, 10 meg, and 20 meg and the accuracy is excellent. Heathkit makes a real nice signal tracer. We received our SECRET clearance (Govt) from the U.S. Ordnance Dept. for research work. (this last month).

We made contact with Bob Wilson and James Utt, our local congressmen and are scheduled to see others and we are putting on the pressure. Some volume printing is now in process and we will have pictures of the microscopes and frequency instruments available soon.

Sincerely yours


John F. Crane.

9-1-59

Dr. Robert P. Stafford

-2-

September 1, 1959

I might mention that following the leg amputation in March, 1958, I had a bladder infection resulting from the use of a catheter. This was treated over a period of time with different types of pills and as you know you are receiving a urinalysis report now to see if this still exists.

I appreciate very much the interest of Dr. Crane of California as evidenced by his letter to you as well as the tape he sent and which I was interested in hearing. I believe he had the mistaken impression that I was in quite a run down physical condition in general, which of course, is not the case. I am happy to have the opportunity of using Dr. Rife's machine and as you know we are following Dr. Crane's advice in this matter exactly as outlined.

Best regards.

Sincerely,

PROOKS HEATHMAN

General Agent Emeritus

BH/mw

P. S. I overlooked two items. One week after the removal of the malignant area in the bottom of my foot, an operation was performed on my right groin and all of the nodes were removed.

About eight to ten years ago, I had a sugar condition at a time when I was somewhat overweight. In two or three months of dieting, I took off twenty pounds and the sugar condition disappeared.

September 1, 1959

Dr. Robert P. Stafford
702 Salem Avenue
Dayton, Ohio

Dear Bob:

You and I felt that it might be well for me to write you this letter giving you a rather detailed history of my case.

In July, 1957, a black mole or birthmark on the bottom of my right foot just forward of the heel began to pain slightly. I then noticed a slight seepage from it. A biopsy was made and proved to be melanoma. I went to the Mayo Clinic where the ~~mole~~^{FLESH} surrounding the area was cut out in August, 1957.

In February, 1958 a black spot appeared on my right ankle as well as three on the right thigh. I again went to Mayo Clinic for tests and they proved to be melanoma. This ^{WAS} early in March and my leg was then removed at the hip including a part of the hip bone.

In February, 1959 a small spot appeared near the incision which again proved to be melanoma. In July, 1959 another spot appeared very close to the last one. This was removed on July 31st and also proved to be melanoma.

I have felt fine physically at all times. My appetite has been so good that I am fighting a weight problem. The use of crutches does not bother me. In fact I can play golf on one leg about as well as I did on two, which doesn't say much for my old game.

This might be of some interest. In 1927 I had an extreme case of athlete's foot on my right foot. The leading skin specialist at that time in Dayton was unable to cure it with the usual treatment at that time. He was beginning to experiment with X-Ray and I recall that I was burned on my foot with X-Ray so severely that I was unable to wear a shoe for a couple of months. I am wondering if this might have had some effect on the mole or birthmark which eventually after thirty years resulted in the melanoma.

ROBERT P. STAFFORD, M.D.
22 DESHLER PL
DAYTON 5, OHIO

Dear Bob -

August 22, 1959

Regarding Mr. Brooks Heathman, I believe that he can be helped. As we both know, we are dealing with the worst little killer of all, the most dreaded form of cancer - BX and BX with a few other germs thrown in. His cure will require considerable attention. I would suggest that he be placed on distilled water (only fluid) and good food. Our perscription is as follows: (Grape & orange juice - use also)

Treat with a double action: first place the tube 8 inches from the heart with the maximum intensity directed to the heart area. Determine his cycle blood flow. If it is three minutes, then use 3 minutes time on each frequency; if it is five minutes then use 5 minutes time etc. Do not move tube - suggest using an insulated (plastic or glass) independent holder. First day treat as follows:

Streptococcus	5 minutes over heart	
Sarcoma	5 minutes over heart	(After using these frequencies
Carcinoma	5 minutes over heart	then use the two for T.B. at
Staphlococcus	10 minutes over heart	five minutes each).

TREAT cut off foot area next slowly moving tube 8 to 10 inches away from skin up and down entire leg. Repeat the above procedure for the leg area. Use the same order as above listed. This will take 50 minutes of time and possibly a little more by the time you adjust the frequencies. I would follow this with low diathermy for 15 minutes in the cut off foot area slowly moving the pads up and down the leg. Then five minutes with the pads on both sides of the stomach area to help the lymphatic system along and 3 minutes over the top chest area for the same system there. Have him lying down when the treatments are given (flat). That is, lying down flat on a bed or table or what have you.

Since his difficulty is in the leg area, treat him daily and after one months time, you will know which way he is going to go - in or out of this world.

And now a word about the instrument. I trust you have used 10000 volt shielded wire which is required for the tube connection - if not replace with same and do not use over 6 feet long wires and when using keep them separated. Do not use any metal in the tube area - use plastic for the holders as the metal will set a field up and absorb the energy there and we want the patient to absorb it. It is quite possible now that the tubes need replacement and you may use the better military spec tubes as an equivalent replacement. The cost is relatively the same but the performance is better. I had an aluminum mirror put on one side of my tube and they did an excellent job.

Good luck with Brooks,

John F. Crane
4246 Pepper Dr
San Diego, Ca
92105

John F. Crane
Royal R. Rife Roy

in the stump in the incisional skin area. This was excised & biopsied & proven to be recurrence.

Can we expect any help in this case?

I really hope so because this man is one of Dayton's "400" & knows just about everyone who is anybody in this town. Personal friend of Kettering when he was alive etc, etc. ~~His~~ His local surgeon Dr. Tischen Hoerner (also top in the profession) has given his consent for me to treat Brooks if I feel there is any hope since there is nothing more to be done.

Believe me, if we could cure Brooks in any manner with our machine, it would really be as worthwhile as curing John Foster Dulles, because Dayton would be over-enthusiastically

I told Brooks I would write you & get your opinion whether we could hope for a cure using the Rife machine.

Incidentally, I believe we should refer to this modum of therapy as Rife's ^{modulated} Electromagnetic Wave therapy (M.E.W.). This term sounds a great deal more impressive than electron therapy or Radio Frequency Therapy but do you think of this suggestion. I have had trouble with local brains explaining what is meant by electron therapy & also negative electrons etc - Sincerely

Bob Rife

John F. Crane
4246 Pepper Dr
San Diego, Ca 92105

ROBERT P. STAFFORD, M. D.
THOMAS G. OSWALD, M. D.
GEORGE W. MARKUS, M. D.
702 SALEM AVENUE
DAYTON 6, OHIO

8/19/59.

Dear John.

Gradually realizing that the vacation is over. Sort of hate to settle down for the winter yet however.

I'm treating Olel Nixon 43 yr old white woman c 5 children who had carcinoma of large bowel with metastasis thruout abdomen. Using 784-728-880-2008 + 2128 @ 3500 KC. - Third ~~th~~ treatment today. She has felt tired & had exacerbation of pain in abdomen for 2 days following both of the 1st & 2nd treatments. Has felt better on the 3rd day both times. Lets hope we get somewhere

We are loosing our fight c Joe Barnett the large CA of Stomach just made house call on him today & he is wasting away to skin & bones literally - only a matter of days till grim reaper takes hold. Obvious carcinoma growing out thru incision site etc.

John, what does Dr Rife say about malignant melanoma. Does he believe the treatments would be of any value? If so, what frequencies should we use? I have an opportunity to treat a Brooks Heathman here in Dayton, who had malignant melanoma in Rt foot - Amputated at Mayo's - Now he has recurrence of malignant melanoma

Hilical Industries

7-12-59

PAGE 3 of 3

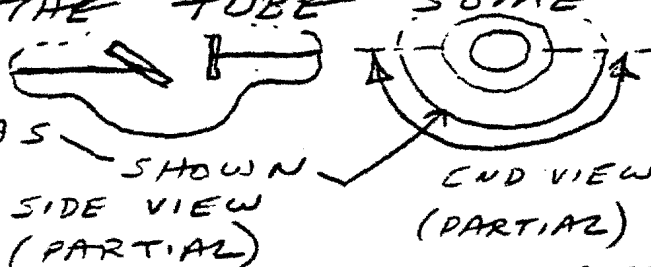
BOB, I CAN APPRECIATE YOUR CONCERN ABOUT ANY SKEPTIC THAT MIGHT WONDER ABOUT X-RAYS. I AM ENCLOSED A REPORT BY 3 OF THE MOST OUTSTANDING MEN IN THIS AREA WHO HAVE TESTED RIFE RAY TUBE AND FOUND ABSOLUTELY NO HARMFUL RADIATION WHATSOEVER. I HAVE DISCUSSED YOUR CONCERN WITH THE OLD MASTER AND RIFE STATES THAT X-RAY FILM IS EXTREMELY SENSITIVE AND THAT THIS "TRICK" OF EXPOSING FILM FOR SIX HOURS CAN BE REPEATED BY AN ORDINARY LIGHT BULB GIVING OFF INFRA RED RAYS OR ANOTHER BULB DESIGNED TO GIVE OFF ULTRA-VIOLET RAYS. IT IS A PHYSICAL IMPOSSIBILITY FOR THE FREQUENCY INSTRUMENT TO GIVE OFF "SOFT" X-RAYS FOR THE REASON THAT THERE IS INSUFFICIENT POWER IN THE FREQUENCY INSTRUMENT TO APPROACH THE X-RAY RANGE. OF THE TWO MEN WHO USED THIS INSTRUMENT ALMOST CONTINUOUSLY FOR OVER 20 YEARS (^{ARTHUR YALE, M.D.} RIFE & COUCHE) NO HARMFUL EFFECTS WERE EVER OBSERVED. WE ARE WORKING WITH RF POWER WHICH IS NOT RELATED TO RADIO-ACTIVE ISOTOPES, X-RAYS OR ANY FORM OF THIS HARMFUL EMANATION WHICH HAS BEEN PROVED TO SPREAD DISEASE ALL OVER THE BODY AND LEADS TO PAINFUL DEATH. WE ARE CHANGING OUR TERM "ELECTRON THERAPY" BECAUSE THIS IS A NEW SCIENCE AND UNRELATED TO PRESENTLY KNOWN FACTS - STANDARDS WILL BE ESTABLISHED LATER ON FOR THIS TRAINING. REGARDS / J.E.P.

Allied Industries

7-12-59

2 of 3

NOW BOB THERE IS ONE OTHER THING WHICH I WANT YOU TO DO BEFORE USING THE NEW TUBE. YOU HAVE OBSERVED HOW THE LACK OF CORRECT FREQUENCIES ALLOWED PATTIES CASE TO "FAIL TO RESPOND" YOU ALSO HAVE INDICATED TO ME A FEELING THAT THE OLD TUBE IS BETTER THAN THE NEW ONE AND BY NOW YOU SHOULD HAVE REASONED WHY? BECAUSE THE OLD TUBE HAD A COATING OF ALUMINUM PAINT WHICH REFLECTS THE DEATH DEALING INVISIBLE RAY TO AND THRU THE BODY. THIS DEATH RAY IS UNKNOWN TO SCIENCE AND YOU HAVE NOW OBSERVED THIS EFFECT - SO NOW BOB, PLEASE PAINT ON $\frac{1}{2}$ OF THE TUBE SOME WALSCO GLASS GLUE ON THE SIDE OF 180° AS



USE ALUMINUM ^(ONLY) PAINT. LATER ON WE WILL HAVE THIS ALUMINUM MIRRORED ON (A VACUUM PROCESS - DO IT NOW IF YOU WANT FOR BETTER REFLECTION) I CAN NOT TELL YOU HOW IMPORTANT THIS IS AT THE PRESENT TIME AND I'M SURE YOU WILL RECOGNIZE THIS TO ENHANCE YOUR RESULTS. PAINT THE LOWER HALF OF THE TUBE FROM ONE END TO THE OTHER BUT DO NOT ALLOW THIS TO CONTACT THE WIRES. FIVE COATS OF POWDERED ALUMINUM IN ^{CLEAR} LACQUER SHOULD ~~BE~~ SUFFICE.

Allied Industries
4246 Pepper Dr
San Diego, Ca. 92105

1 of 2

7-12-59

R. P. STAFFORD
702 SALEM AVE
DAYTON, OHIO

Dear Bob -

7-12-59

REGARDING MONEY FOR YOUR RAT EXPERIMENT:
CONGRESS HAS JUST PAST A NEW LAW DUE TO
DULLES DEATH THAT RELEASES FUNDS FOR
CANCER RESEARCH - I AM SURE THAT YOU
CAN GET THE 5000- AND PROBABLY 10,000
MORE, VERY EASILY FOR THIS WORK -
SEE YOUR CONGRESSMAN - SEE TWO OF
THEM 1ST INDIVIDUALLY AND THEN TOGETHER
AND THEY WILL BOTH PROBABLY BREAK
THEIR NECKS TRYING TO GET THEMSELVES
CREDIT FOR FINDING YOU. I WOULD
SUGGEST THAT YOU APPLY IN THE NAME
OF A SCIENTIFIC ADVANCEMENT - NOT MEDICAL
AND NOT THERAPY - IN THIS WAY ALL
OPPOSITION WILL BE OVERCOME AND THERE
WILL BE NO ROOM FOR CRITICISM, YOU
ARE OF COURSE FREE TO USE THE NAME
OF LIFE LAB INC IF YOU SO DESIRE
IN THIS REGARD, WE WILL FOLLOW
THRU VIA OUR CONGRESSMEN FROM THIS
END, THIS IS NOW VIEWED BY US AS THE
FASTEST, MOST PRACTICAL, AND WISEST MOVE
AT THIS TIME AND THEY WILL RESPOND, THIS
WILL PROVIDE THE "BREAKTHRU" AT THE
TOP LEVEL WHICH WILL INSTANTLY PROVIDE
ALL THE RECOGNITION NEEDED. I HAD A
SESSION WITH OUR PATENT ATTORNEY AND
PERSONALLY MAILED HIS LETTER ~~to~~ YOUR
COPY BOB IS THAT IS TAKEN CARE OF

One thing worries me a little - I used a dental film under the light for 6 treatments recently - represents about 4 hours exposure. This film compared with a control film - (not exposed) showed a little clouding or haziness not noted in the control. This might indicate that we are producing a little bit of "soft" X-ray emission. This could be dangerous - not so much to the patient but to the operator. What does Dr. Rife think about this? - I plan to repeat this test using a piece of Reynold aluminum across the center of the dental film case & see if we get the same clouding over the exposed portions. In working under the supervision ^{of a specialist} of Mr. Frank Johnson - our X-ray doctor @ Good Sam. Frank is licensed ^{by the US govt} to handle Radio-active isotopes & he knows his stuff about ~~the~~ radiation. He is also on the local Cancer Board & as long as there is any doubt ^{in his mind} about radiation hazard or emission from our machine, we won't be able to go much further - especially with obtaining funds for further research locally -

Have received your several transcriptions of past conferences. Have listened to some but not all as yet. Glad to get this valuable background & will keep these tapes carefully & restrict their use locally except where they may assist us - Have not heard from your patients ~~thru~~ as yet - Mr. Stoddard is awaiting word from him ~~now~~ until August - Best wishes to you all
Bill Stoddard

John F. Coane
4246 Pepper Dr
San Diego, Ca 92105

ROBERT P. STAFFORD, M. D.
THOMAS G. OSWALD, M. D.
GEORGE W. MARKUS, M. D.
702 SALEM AVENUE
DAYTON 6, OHIO

4 July 1959.

Dear John

Received your shipment of the new tube. I like the looks of this very much, - appears more trim & compact. I took it over to "Srepco, Inc" - suppliers of electronic parts here in Dayton & we fitted it up with some wires - insulators, and Banana plugs - I haven't tried it yet but it is ready to go when I get back the first of August. Also I have a "service patient" at Good Samaritan with Cancer of the left breast, eroding & ulcerating & metastasizing slowly to regional glands in axilla & neck. She is about 80 yrs old & has some heart trouble; Almost a double for Mrs Bias - The surgical resident at Good Sam has asked me to try the Rife machine on her. This is good - especially since she is on "public service" - free patient. If we can cure her we will have ^{made} a real step forward in medical respectability. This would also help us impress the local American Cancer Society for a grant of \$5,000 which we need for the next set of experiments. Glad to hear you have a chance at some real basic research - funds will help - I believe basic research & rechecking all of Rife's original work with the advanced electronic equipment now available might add more light to our problems.

John Crane to Bob Stafford; Page 2

July 1, 1959

At the time Gonin was here, he was diagnosed as having a cancer of the prostate in an area not serviced by lymph glands. This of course proved to be fatal. Even Rife didn't think the instrument would do anything in condition of this nature; there are supposed to be only two parts in the body organs that are not serviced with this lymph feature and I have forgotten which ones Rife told me where this condition exists.

Gonin was a great man and made every effort to attempt to start the ball rolling in England but failed because we were not ready the necessary information which has taken us so many years to obtain; working feverously only on a part time basis as we have had to do in order to make ends meet. The instrument was sent over without a tube as we could not spare one at the time and Gonin had two others which had previously been shipped to him at the time he and his group had ordered two Frequency Instruments in 1939 or 1937. The instruments were made by Hoyland who had some relatives in England which he wanted to visit and so he shipped them incorrectly wired so that he would get a trip over there. All told the English had spent some 12,000 pounds in this deal and of course were completely disgusted to receive this "junk". They put it in storage and never bothered to contact this group of promoters which consisted of Hoyland, another man, and Dr. Couche. Rife was pushed out of the picture in this deal and the result being that it failed. Gonin and Couche never did see eye to eye after this time and there was undoubtedly another element of friction in the actual introduction of the instrument in England as both men wanted credit for this function. Couche became quite unhappy when Gonin visited us and neither one visited the other while Gonin was here in San Diego in 1956 although Couche lived only a short distance away at the time and I informed him that Gonin was here. Gonin told me that he did not want to visit Couche at that time. Gonin's wife was apparently a very wealthy woman and this also seemed to complicate the affairs as she was a very dominating woman and did not seem to favor Gonin's attitude toward the Frequency Instruments because of his past failures. Although Mrs. Gonin appeared to be a brilliant woman, she had no desire to help those of lesser station, belonging to the socialite mixing bowl of aristocracy. She attempted to discourage Gonin from taking the Frequency Instrument back to England with him at the time and I probably was sentimental in allowing him to lease it for a dollar a year which I have never received. However, the door is still open there and one of these days, we will probably have to walk in and start a plant up over there too.

Marsh may go up to Salt Lake City over the 4th of July week-end and if not, we will send them 5 volumes of recordings to bring them up to date with the past also. Since I don't have the time to write this material and it seems to be better to let the individuals tell their own story anyway; our recorders have been working overtime. Our story on "Electron Therapy" is coming along fine and we hope our Director of Publications, Bob Jalet Phd will have it ready before too long. He is also working on a part time basis and worked last Saturday morning until 5 A.M. The scope of the story will be a little broader than the original and contain much less material with which objection can be found (according to Jalet).

We are looking forward to your next tape in August and I can assure you that your last tape has caused maximum interest among our group which is still reacting in a highly inspirational manner. As a matter of fact, the next day I went out and bought a new Custom 10 Webcor stereophonic tape recorder and started making copies of some of the tapes which have been accumulating over the years. The dissemination of information has been a bugbear for us because we just don't have the time to do it. We are constantly faced with decisions on which phase of the work to pursue first in order to accomplish the most toward the project. Best regards for now.

John F. Crane

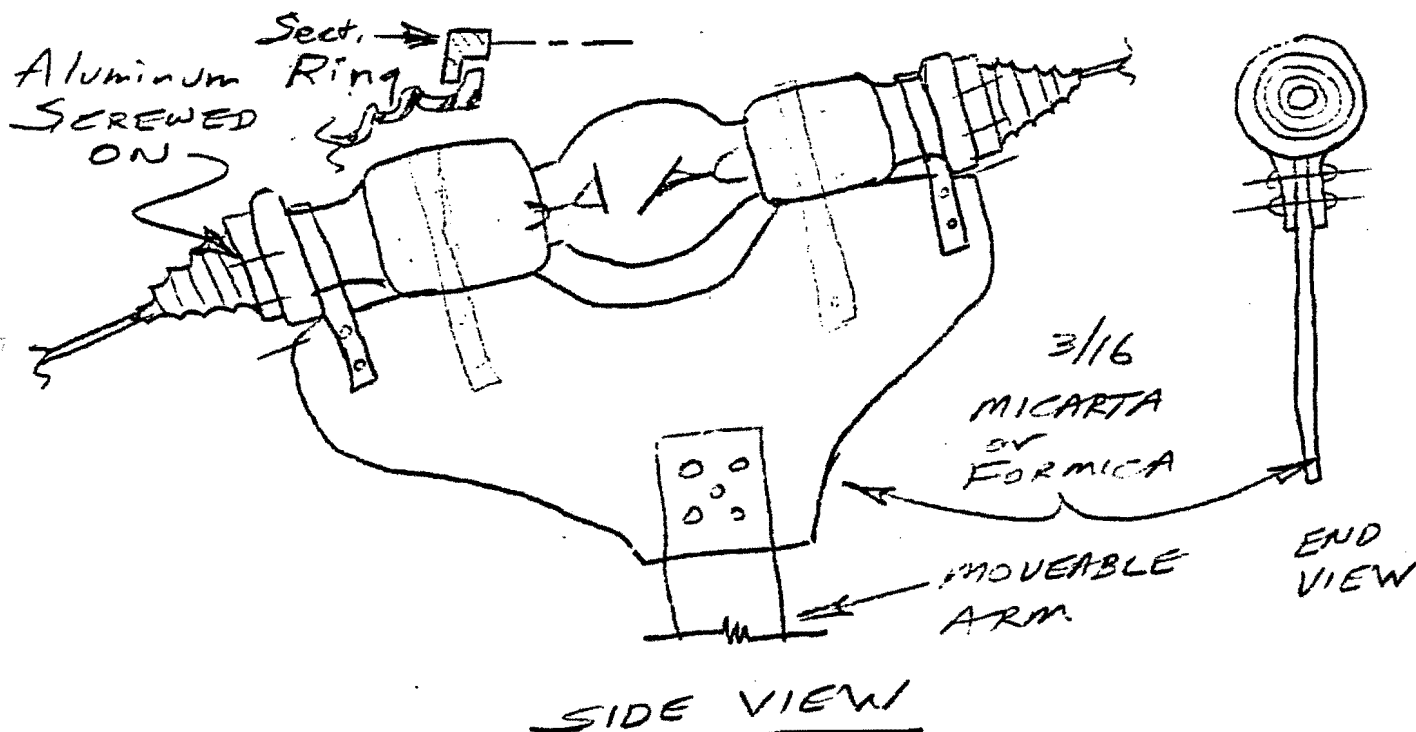
ROBERT P. JAFFE *from the private archive of Jimmie Holman & Paul Dorneanu*
22 DESHLER PL 4246 Pepper Drive
DAYTON, OHIO 5, OHIO San Diego 5, Calif.

July 1, 1959

Page 1 of 2

Dear Bob,

Received the tube that you shipped in good shape. I was surprised to find the plastic holders also and if you would like these returned, I will ship them to you; I would suggest however, that you mike up the diameter of the glass to be sure that they will fit as these tubes are all hand made. If a larger inside diameter is necessary for the plastic, I will attempt to bore them out to fit before sending them back to you. I have also designed a new aluminum ring which goes over the rubber insulators and holds them in place to make a more finished looking job out of the tube plastic holders and two metal rings go around the plastic ends replacing the shock cord and are attached to a piece of 3/16 micarta which in turn may be secured to a moveable arm for basic support.



Variations of this design will of course be forthcoming. We are beginning to open our doors to available money. We have been temporarily assured of 500,000-- from one source and 1 to 10 million from another source for Frequency Instrument progress. Several contacts have been established, we hope to have the ball rolling here this year and are working toward this end now. Since our contacts have been concentrated in the Los Angeles area, a delay in liason and time naturally occurs. I may have to tread this route full time for awhile if necessary. It was last week that I learned of Dr. Conin's death when I called his house near London. I gave him a Frequency Instrument to evaluate and so I have written regarding the disposition of the equipment. Conin gave Rife 1000 pounds to build No. 5 Virus microscope in 1939 for his private research lab and Rife gave Henry Seiner \$1000.00 to take his No. 4 Virus microscope over and leave and demonstrate it until he could complete the No. 5 instrument. Henry was gone about 11 months but only at Gonin's for six months approx. I talked Gonin into bringing it back here and I was able to get about 6 hours of tape recordings while he was here in San Diego in 1956. *John F. Carter*

* (also fondle & pray)
(+ Radium therapy)

I am treating another doctor's patient for the first time (at go-
Mrs Margaret Jellay. She has terminal carcinoma of
the Fallopian Tube with metastases to peritoneum, liver
ribs, etc. Not a very promising case*. She fills up c
fluid & has to be tapped frequently. She has had 5 treatments
I plan to give one more & stop. I believe our bulb
isn't putting out enough energy now & I shall wait
for the new one before trying another case. I'll give you
a full progress report on tape or by letter in August

We are planning a trip to Washington D.C., New York & th
into the Adirondacks starting night after July 4th - we'll
be gone till 27 July and I plan to close up shop
all together during that time - (Rife machine included).

If you send new bulb please mail after 27 July so I
will be back in Clayton. - We are tentatively planning to
drive to California in 1960 and of course 4246 Peppertier
will be on our itinerary. - Best wishes for a pleasant summer.

Bob Stafford

ROBERT P. STAFFORD, M. D.
THOMAS G. OSWALD, M. D.
GEORGE W. MARKUS, M. D.
702 SALEM AVENUE
DAYTON 6, OHIO

6/23/59.

Dear John

My ability to procrastinate is increasing as I age. However, I finally got around to packing the new tube in a banana box and have sent it to you via Railway Express. I insured it for \$100⁰⁰ so if there is any damage let me know. It is well packed and I believe it should make the journey safely. I shall look forward to getting a better tube which will deliver more punch. I believe, as you stated some months ago, that our original tube is getting weak & no longer gives great enough ~~amount~~ dosage.

I enjoyed hearing from all of you in your second tape recording. It is always encouraging to hear about other cases which have responded satisfactorily. John asked about Skipper. His halluxosis has never been bad since the first round of treatments. However, I'm sorry to say his cataracts have progressed and he is nearly blind. Despite this, he gets around very well and has lots of pep and energy - more than most 12 yr old dogs. I don't understand why the eyes failed to respond, but I'm sure we can't cure everything.

- over -

ROBERT P. STAFFORD, M. D.
THOMAS G. OSWALD, M. D.
GEORGE W. MARKUS, M. D.
702 SALEM AVENUE
DAYTON 6, OHIO

6-13-59

Dear John

Received the magazine tape recording and had
opportunity to check same. The presentation
was enjoyable from a communication standpoint and
return the favor by attempting to summarize the
work we have done here together with some
very humble comments. I hope you
find this work on the project. I believe your
decision to avoid the European market is correct
at this time since we probably are not protected
for many patenting rights in those foreign countries.
I hope we haven't completed the patent portfolio
too late.

Now, Case's (Grip) stomach has been better now & so far
is feeling much better. He has started to regain some
weight. He is continuing successful treatment for a while
to be had with surgery. We are fortunate to have a man
Case to stand on now (at least temporarily). He appears to
be a case of lung (Grip) bronchitis & is not
in any danger. He is a hope of help from
anyway. You had no idea of the fact that
he had been working. But they are a few
days of effort of labor. He has been
working on it. I am sure all have

ROBERT P. STAFFORD M.D.
22 DESHLER PL
DAYTON, OHIO, 5

April 23, 1959

Dear Bob,

Thank you for your report on electron therapy as an entirely new facet of research. Bob - on the next tests, I hope that you will try some carcinoma or sarcoma and I feel sure that your results will be better. We have in the past encouraged trying almost everything and Rife has told me many times "Why not try it on something that it has been proven out on"! It is difficult indeed to realize the time and effort which went in to securing the frequencies and I will not be happy until the whole phase of the research with the microscopes is run thru again so as to determine the frequency tolerances which to me is the key that will unlock critical design secrets of our future instruments.

I have contacted Caldwell and you have our permission to review the file wrapper and contents. Please have Mr. Stoddard write to:

Conrad C. Caldwell
3993 30th St
San Diego, Calif.

We are now trying to figure out how we can get 500,000 - to build a new research lab to carry on Rife's work. We have several local capitalists interested and we hope before too long to have this move accomplished. I can assure you that should this take place, 5 G's of this fund will be yours. There is also some effort being made to treat Sec. John Foster Dulles. Powerful political contacts are now being used to effect this end but the pressure is undoubtedly great. In any event, some active interest may be the outcome.

Notice of a medical electronic display in Paris, France this June is of passing interest. We have decided not to submit any material this year as 1) it might rock the boat with your efforts there and 2) we don't want the Russians to get ahold of it.

Again let us bow our heads in praise for your fine research work on electron therapy. Did you ever receive the 24" enlargement of the Universal Microscope and a second pre-release report on "Electron Therapy" ?? with photos.

John F. Crane

ROBERT P. STAFFORD, M. D.
THOMAS G. OSWALD, M. D.
GEORGE W. MARKUS, M. D.

702 SALEM AVENUE
DAYTON 6, OHIO

20 April 1959

Mr. John Crane
Life Lab, Inc.,
4246 Pepper Drive,
San Diego 5, California

Dear John,

Harold Leland and I have been studying the many facets of establishing a company for the purpose of manufacturing and distributing the Rife Modulated Radio-frequency Transmitter. I'm sure you are well aware of the problems which confront us along organizational lines of this nature. Harold is more experienced in these matters than I am, since he is associated with a local manufacturing company at present.

We have consulted Harold's lawyer, Mr. Ayres Stoddard, who is also a registered patent attorney. Mr Stoddard has examined for us your petition to the U.S. Patent Office. He feels that all is in order, but he suggested that we obtain your permission to review the file wrapper and contents regarding the patent pendings on the Rife machine. Since these matters are of such technical nature, I suggested that Mr. Stoddard write to your attorney, Mr Caldwell, so that this matter can be worked out at the earliest possible moment. As Mr. Stoddard suggested, it would be wise for all of us- you folks in California, as well as for us here in Dayton - to be reasonably sure that we can be protected by patents in the future use of this form of energy on viruses and bacteria before we invest the necessary capital to engineer and produce a practical instrument.

As you requested, I shall return your Petition to the Patent Office by registered mail in the next few days. Also, I am enclosing a summary report of the Rat Experiment. The results of this preliminary experiment have given us a good foot-hold in the door of local medical interest. I'm still trying to figure out where we can get the needed \$5,000.00 to proceed with the next phase of laboratory experimentation. However, John, I have sincere faith that we shall continue to make progress with this form of therapy, if we are conscientious, honest, and steadfast. I shall write again regarding the details of forming our company here, as soon as the patent problems are cleared up. Again, John, I want to thank you for your promptness and generosity in offering to license Harold and me to work with you in this area.

Sincerely yours,

Bob Stafford M.D.

Bob Stafford.

ROBERT P. STAFFORD, M. D.
THOMAS G. OSWALD, M. D.
GEORGE W. MARKUS, M. D.
702 SALEM AVENUE
DAYTON 6, OHIO

15 March 1959

Dear John,

Your letter of 6 March was most gratefully received by Harold Leland and myself. We want you to know that we truly appreciate your willingness to share with us the development and manufacturing rights of the Rife Machine. We are studying your proposals and patent applications at this time. I shall return the copy of the patent application within the month as you requested.

Now that the pilot study on the rats is finished, my present major problem is to figure out how to finance the next phase of the necessary research. Dr. Zipf has proposed an extensive experiment using 150 rats. This will cost around \$5,000.00 for the necessary personnel and laboratory studies. While this is no small sum to spend on a bit of research, it must be done and I believe we will find a way. The good results of our pilot study along with the genuine interest which it has generated in Dr. Zipf and the others at the Research Department at Miami Valley Hospital will aid us tremendously in convincing the necessary person or persons to help us in defraying the legitimate research costs.

Again, may I thank you for your generosity and willingness to share with us in this venture. Harold and I will let you know further of our intentions as soon as we can work out some of the many details which confront us locally. Although the road seems long and hard and rough at times, we have really made remarkably steady and satisfactory progress during the past 18 months.

Sincerely,

Bob Stafford

702 SALEM AVE
DAYTON 6, OHIO

Robert P. Stafford, M.D.

March 6, 1959

Dear Bob,

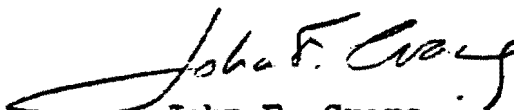
It is heartening indeed to read of your interest in the eastern market and your request may well become your desire and reward. Since this instrument is a specialty item, legal counsel says that we should require a 10% royalty on the gross income and that all future patents related to the instrument would be assigned to us. If these major terms are satisfactory to you and whomever you care to include, we will have our attorney draw up a preliminary draft for your approval.

We will of course welcome such an outstanding engineer as Harold Leland and a great deal of expert talent will be needed in the various fields encountered. The design of the first production instrument is now of importance and should be perfected below 10 KC to avoid FCC qualification; this can be accomplished but the coil must be used in the center for a little while longer.

It has been our continuing thought that the instruments should be leased and not sold similar to IBM procedure because the instrument must be checked periodically for correct output, tubes, etc. Doctors have had a tendency to change their instruments in the past and then they do not work right and we have experienced this many times and this must be eliminated. Leasing would provide a monthly income on each instrument which is better for the doctor as he can write it off on his income tax and better for us to maintain our control of the instrument. The original cost can be eliminated by installation costs or license fee costs or absorbed by rental fees. Older units could be replaced periodically and shipped overseas for foreign markets.

It may be that your new manufacturing company could turn out to be a division of Life Lab operating independently in the area designated. The franchise for the area east of the Mississippi in the U.S. exclusively will be of great value. Whether we were to accept a royalty or a percentage distribution, the value would be the same as mentioned above. At this time a great deal of flexibility exists and we will welcome your acceptance of these terms and let us know your further comments.

Very truly yours,


John F. Crane

Enclosure: Patent application
(Please return in one month)

ROBERT P. STAFFORD, M. D.
THOMAS G. OSWALD, M. D.
GEORGE W. MARKUS, M. D.

702 SALEM AVENUE
DAYTON 6, OHIO

28 February 1959

Mr. John Crane
Life Lab, Inc.,
San Diego, California

Dear John,

Pursuant to my inquiry in my last letter regarding possible manufacturing agreements, I would like to know if you would consider letting me handle the Eastern Division for the purpose of manufacturing and distributing the Rife machine. This might be done on a licensing basis, where we would pay to Life Lab a stipulated royalty on each machine sold, or on some percentage distribution of the profits. Perhaps you have some other plan for equitable remuneration due you for the use of your patents and efforts which you might wish us to consider.

My friend, Harold Leland, and I are interested in developing a manufacturing company to handle this project east of the Mississippi River; providing satisfactory arrangements are worked out between us and Life Lab, Inc. Harold Leland is an excellent electrical engineer and has had many years of experience working closely with the management of one of Dayton's successful manufacturing companies. He is the man who did the calibrating of our machines on his "scope" at the factory. He is also the man who knows solenoids from A to Z. This will help us in perfecting the dialings of our present machine. Also, through his past experiences, he could help guide us into proper channels to assist us in protecting our work. Along this line, Harold would like to know what patents are pending and applied for as well as the description of these patents, regarding the Rife machine and its uses.

If satisfactory terms could be agreed upon between us, it seems to me that such a working arrangement would enhance the promulgation of this new medical science among the medical profession. I truly believe this thing is big enough and has enough potential to allow at least this much diversification of capital. Your experience in the Western Division could guide and help us, and likewise, we would share our experiences, developments, and refinements in technique with you. Such an arrangement would not mean weakness through cleavage; but rather, strength through division. Please let me know what you folks out there think about these proposals.

Robert P. Stafford
Sincerely yours,
R. P. Stafford

Robert P. Stafford, M.D.

ROBERT P. STAFFORD, M. D.
THOMAS G. OSWALD, M. D.
GEORGE W. MARKUS, M. D.

702 SALEM AVENUE

DAYTON 6, OHIO

21 January 1960

Mrs. John Spice
1148 Lillgoet W.
Moose Jaw, Saskatchewan
Canada

Dear Mrs. Spice:

We have been investigating the Rife Electromagnetic Therapy ("sonic sound machine with intense heat") here in Dayton for the past 3 years. Our work has been primarily with cancer cases. However, I have used it on several persons with fungus infections of the feet ("athlete's foot"). The results in the fungus cases have been most spectacular. I have not used it on Actinomycosis as yet, but would not hesitate one moment if all conventional forms of therapy have failed.

In my opinion, this form of therapy might have a good chance to help- and even to eradicate -your husband's fungus infection. After using the machine in rat experiments, and on over 60 people, I feel I can tell you that it definitely is a safe procedure and will not hurt your husband.

May I suggest that you contact John Crane at Life Laboratory 4246 Pepper Drive, San Diego 5, California, and make arrangements for your husband's treatments. May I extend my best wishes to you and your husband, I would ~~and~~ appreciate hearing from you after the course of treatments is finished.

Sincerely,



Robert P. Stafford, M. D.

RPS/sp

R. M. CRATON D. C.
CHIROPRACTOR
520 S. W. 29 - Ph. ME 4-1935
OKLAHOMA CITY, OKLA.

Mar. 24, 1960

John F. Crane
4240 Pepper Drive
San Diego, 5 California

Dear Mr. Crane:

I have become intensely interested in information about Rife magnifying and treating units. Mr. Floyd Turner of Preston, Okla. (who recently was treated there in your place by your method) has given me the sheet showing pictures of the Rife scope development and the treating units along with their brief explanations. He gave me the Franklin Institute report. I wrote to Dr. Royal Lee of the Lee Research Foundation who I have known for several years. I have his very gracious but factual reply.

Because this higher microscopy and treating approach does have such tremendous potential to help people, I want to know more about it, the use I might be able to make of it in my practice and eventually assist in the method's general acceptance and expansion for good.

Some questions naturally arise. Would you be so kind as to attempt further enlightenment to the extent that if I should make a trip out there soon, I would be able to learn more? For now before definite plans are made, what day in the week would be preferable for you? Saturday and Sunday would suit me best - but will try to fit the trip to your schedule. Are treating units available now? If not when will they be? Mr. Turner advises some recent developments make the newer treating units quite simple to operate. If so how much time would be needed to become proficient in their use? Are microscopes available what power and possible time required to master technic of accurate interpretation?

Just where, how, and when to learn more about whether it is advisable to consider their use in my practice is what I would like to know from you now? Cost and learning how to use of course concerns me, so if you will - fill me in with some more of the particulars.

Great possibilities for helping sick folks lie in this approach especially in the field of nutrition alone, the additional information will be a God Send for me - as well as possibly bringing on some real professional as well as social fire works.

Thanking you in advance for any enlightenment you see fit to give, I am

Sincerely yours,


R. M. Craton D.C.

11

DRUG MENACE FIGHTS ELECTRONICS

Reported by: MRS. LEONARD R. CHAPMAN OF VISTA, CALIFORNIA

This is a most tragic and shocking account, in fact, quite unbelievable. This story concerns my husband, Dr. L.R. Chapman, M.D. and his nurse, Mrs Bertha Underwood.

First let me tell you about the doctor's background. He devoted 56 years to active practice and loved every minute of it. All during these years, even to this day, he has never stopped studying or investigating better methods of healing. He is a graduate of medicine, a graduate of osteopathy, a student of chiropractic, cranial adjustments, zone therapy, of psychophysics, radionics, electronics and many other sciences. He studied with Dr. Albert Abrams, M.D. who pioneered and was the originator of radionic healing methods, After Abram's death by attack by the A.M.A., Leonard joined a group of doctors interested in perfecting the electronic methods. The instrument developed by the research group was known as the White Light Radionics and took membership only by those willing to follow the Serman on the Mount and its teachings.

Briefly stated the radionic instrument registers and measures frequencies and wavelengths given off by the physiological organism. We all are composed of atoms which all contain energy from a system of oxidation and reduction plus the giving off of electrons and protons that provide a power source for the body's energy. We are composed of atoms which provide energy, and their frequencies can be registered and measured by a radionic instrument. Diseased organs give off a higher frequency and higher temperature rates than healthy organs. A healthy frequency rate can be beamed into an unhealthy organ or body and its energy restored to normal.

Dr. Chapman was licensed to practice medicine and was assured by the Calif. Board of Medical Examiners that his Osteopathic Degree with its code permitting him to use any therapy, which in his judgment would benefit his patients, would be honored.

Now, the monopoly tragedy: On April 7, 1960 the doctor and his nurse were busy in Dr. Chapman's office treating his patients when suddenly food and drug agents of the State of California, police officers and other agents raided his office, confiscated his office records, (to this day he does not know who owes him), seized his radionic instruments, his diathermy instruments and other electronic and medical equipment, none of which were illegal to use in his office. They arrested Mrs. Underwood, the nurse and the gentle and kindly, 79 year old doctor, handcuffed them both, and set them between 3 armed guards and took them off to jail in San Diego, 40 miles away, where they were fingerprinted, photographed for the rogues gallery and charged with Conspiracy to Cheat and Defraud the Public where there was no specific criminal intent. A \$5,000.00 bail was slapped on the doctor and on his nurse.

Leonard was given permission to telephone me what had happened. He was so shocked he could scarcely talk and what he said turned me to stone. All night I lay like a log; while my brain raced round and round: HOW COULD THEY DO THIS TO LEONARD, WHAT HAD HE EVER DONE BUT SACRIFICE HIS OWN HEALTH AND TIME TO COMFORT AND HELP HUMANITY. HOW COULD THIS HAPPEN!

At the jail the nurse was placed in the women's quarters and had a cot to sleep on. Doctor Chapman was placed in a tank to hold 8 men but 14 were occupying it. The doctor was given a mattress placed on the cement floor under one of the bunks to sleep on. He had to crawl over men sleeping on the floor to get to it.

Fortunately there was a court hearing the next afternoon and we were able to have the bail reduced one-half and to bring them home. Dr. Chapman, M.D. was white as a sheet and looked as if he would drop dead any moment.

All this criminal libel was head-lined in the morning papers, T.V. and radio. Vista was shocked at the phony news put out by the charlatan drug trust scribes.

2.

As a last resort Leonard was called in to alleviate her suffering from which she recovered and later became his nurse. Naturally she was thrilled to be well, and told her friends and inquiring patients about her good fortune. In the meantime the Hospital which had pronounced her inoperable had rechecked her and given her a clean bill of health (a negative cancer report as of now), But at the police station she was told, when she asked, why was she arrested on a conspiracy charge, They told her that, obviously, she did not have cancer because the "fake machine" could not cure anything and that her story was only trumped up to entice people into the doctor's office.

A conspiracy charge is a felony in California and Leonard, if found guilty, could be sentenced to state prison. It is as serious as that! The nurse recovered about six years ago, before these new laws were passed. Therefore, since the cancer law was passed the doctor has told all patients who came to him with cancer from another doctor's diagnosis that he, Leonard, did not treat cancer; He only cleared the blood-stream of toxins and viruses and often the patient was helped; but he would never promise a cure, but when these patients recovered they would go out in the highways and by-ways and say, "O! If you have cancer go to Dr. Chapman, and he will heal you, he cured me." So the fat was in the fire and he was falsely accused of cure which he never promised.

One or two local doctors got "burned up" and declared vengeance, - one threatened to "get him", over the phone. Spies with hidden walkie-talkies and recording tapes were sent to entrap him. After three years of spying and seventeen hours of recordings the conspiracy charge was trumped up and the raid on his office resulted.

Patients came to Leonard from all over Southern California and even from Utah for treatment and check-ups. If they had been cheated and defrauded would they have returned from time to time? Obviously not. It has not been the doctor's aim in life to make money off the ills of humanity, therefore, he is far from being a rich man. This is why he was chosen to be attacked as he would not have the money to defend himself and could be easily disposed of and ruined and a precedent established to crush frequency therapy or radionics.

The AMA & F&DA told the police that the doctor and Mrs. Underwood were guilty of a felony and the police officers accepted this accusation and arrested them and unlawfully seized private property altho the doctor violated no law in his medical practice.

Therefore, beginning January 16, 1961, we will have to drive 45 miles to San Diego Court for a jury trial and be there five days each week from 9:30 am to 4:30 pm. The Dist. Attorney informed our attorney that the case will, probably, run for a month or more which will involve heavy expense. We need your sustaining prayers else the ordeal will surely kill us both. Also pray for our enemies that they may be led to do right. There is no criticism of individual doctors intended. Their methods are necessary too. The AMA apparently holds doctors in a strangle hold. They cannot stray from this rule without calamity befalling them.

Thru-out history doctors who have seen the vision of new ideas have been persecuted and often cast into prison and only after their death are acclaimed.

Just read medical history. Humanity must be awakened before they lose their freedom of choice thru these "gestapo" methods.

The doctor has pulled many back from death's door in his 56 years of practice. It burns him up that the AMA F&DA are trying to prevent him (and others like him) from rendering this service.

I swear before God I have told the truth herein.

Received 4-7-60
John F. Crane

Mrs. L. R. Chapman

DRUG MENACE FIGHTS ELECTRONICS

Continued

Letters and phone calls from patients and friends poured in testifying to their faith in the doctor and his nurse and offering help in any way possible. So many cured patients displaying their faith in him began to perk Dr. Chapman up somewhat. I realized I had to get out from this horrible, dark depression in order to help Leonard. Through prayer this was done. Now, what was back of all this criminal brutality, State and City persecution and crucifixion? Through the pressure of the A.M.A., and the Food and Drug puppets of the drug trust, the California Legislature recently passed a law that no doctor could treat cancer except by surgery, drugs, X-ray or radiation. Even though there were other methods of healing cancer (and there are many other successful methods) no doctor or person could use them.

Personally, I do not call it a cure to go through half a life with half a lung; or be burned up by X-ray or radium in this dangerous age of atomic fall-out.

Now, why this conspiracy charge? A number of years ago, Dr. Chapman's nurse, Mrs. Underwood developed abdominal cancer and was given a series of radium treatments after which she grew worse and was given up as hopeless. She had more and greater suffering. Next she entered a Los Angeles Hospital for surgery; but upon examination was found to be inoperable and sent home to die. Dr. Chapman cured his nurse with electronics and with the Kock shot for which he was crucified on the stand for his aid to his nurse. Dr. Chapman cured his nurse without surgery, x-ray or radium as passed by the legislature to murder people in the support of the A.M.A. Dr. Chapman died from the shock of California's tyranny.

At his kangaroo trial in the Superior Court, 125 people lined up out in the hall to testify for him. Only five were allowed to testify. His evidence was suppressed and his records were not produced in his behalf as he spent his life trying to help people and they were helped. The charge was that he tried to kill people which was false and treasonable.

4-8-60

While you and I are not acquainted personally I believe we have something in common and I would appreciate if you would please read this personal letter entirely through.

Some months ago I met a very interesting man and on further acquaintance I became convinced that I had been fortunate enough to meet one of our good Creator's special servants. Every move and gesture typified kindness and gentleness and human love, so quite naturally I wrote his name on my list of Christians that I have been compiling for some years.

One day while my wife and I were in the office of this gentleman we received a shock from which we have not yet recovered. I have believed thoroughly in our wonderful America and all it stands for, and I had hoped to live out my life without seeing police action of the gestapo type in America. On this occasion we saw what we feel was just this type of action. Representatives of various enforcement agencies, national, state and county, rushed into the office of this gentleman and took possession of everything in sight as if they were confiscating the worst type of contraband. In addition, this kindly 80 year old gentleman, and his nurse were arrested. It made me sick to see this thing happen to this man whom I know had no wish in his later years but to help mankind as much as he could.

The gentleman to whom I refer has been a practicing M.D. for more than fifty years. In his practice he used some sort of electronic device which he became convinced was helpful in certain types of human illness. Because of his use of this electronic device he has been arrested and subjected to the embarrassment and mortification of a criminal indictment.

This good man I am writing about is Dr. L. R. Chapman of Vista, California, and his kindly nurse and helper, Mrs. Underwood. These people are certainly not rich in worldly goods and it would seem likely that the people who are out to prosecute him, regardless of their motives, will succeed unless some of us who believe in helping kindness with kindness, come to his assistance. If this bad thing is allowed to be put over, are we next on the list?


Dr. Chapman's fees for his medical services were always kept at the minimum and he therefore has no funds with which to defend himself. I write to you because I understand you are one of the persons who were helped by him and who knows him for what he is. Without any solicitation from Dr. Chapman and solely because I resent the work of police action that I witnessed, and because Dr. Chapman was kind to me and I want to be kind to him, I write you this letter.

Help of a material nature is very urgently needed now to defend this worthy cause -- our cause, yours and mine -- and with the kindest thought in my heart I respectfully solicit your help because it is needed. Your name will not be used if you do not wish, but if you can contribute whatever amount possible it will be accepted with much gratitude.

Please send any contribution you can to Joyce M. Russell, 565 East Hill Avenue, Escondido, California, who has consented to act as Treasurer for the committee appointed to help his defense.

Will you please do one other thing right now while it is fresh on your mind. Open your Bible to Luke, 10th Chapter, 27 to 37 and read those ten verses. I am truly of the opinion that a good friend of ours has fallen among proverbial thieves and sorely needs a neighbor. Will you join me?

With all kind thoughts for peace profound, I am very sincerely,



Denton Rogers
1054 South Santa Fe
Vista, California

ROBERT P. STAFFORD, M. D.
 THOMAS G. OSWALD, M. D.
 GEORGE W. MARKUS, M. D.

4-25-60

702 SALEM AVENUE
 DAYTON 6, OHIO

Dear John,

Your recent articles on "Research on Tuberculosis" and "Why must America Conquer Bacteria?" were very interesting. I know how frustrating it is to have an effective, helpful agent rendered ineffective by too many road blocks in the way. But John, may I make a suggestion? Since you have been entrusted as "number one" man to carry on the Rife workday work, I sincerely hope you will succeed and I intend to do what I can to help you. Now my suggestion, John, is to think positively, and be charitable to our "enemies". Christ showed us the way. We are right. Therefore, if we remain Christian in our thinking, and keep our thoughts from becoming vindictive and striking back at the AHA, US Public Health Dept. & California Nurses, I believe we will be ahead in the long run. A kind, understanding, positive approach will be more rewarding, I believe. Here in Dayton, I have minimized the obstacles which Dr. Rife has met, for I believe these obstacles tend to put people "in guard". I emphasize the good points, and the effectiveness of the T. treatment (not over-charge) but just relate what actually has happened, in cases where I have used the Rife Transmitter with the various (MCR). — Enough for the summer.

An interesting thing happened a couple weeks ago. Dr. Jim Deloy, a physicist at Wright Patterson Air Force Base, had taken the machine out there to test the machine from the tube in position (or, particularly, missions) in the closed chamber which they said there is also putting the "field of force" test device at the bulb + according to the machine where they take it to be. Dr. Deloy has been bothered with sinus trouble frequently and has had the surgery. He said one morning when he was + when the machine (I had advised me the SSC at the test, etc.)

ROBERT P. STAFFORD, M. D.
THOMAS G. OSWALD, M. D.
GEORGE W. MARKUS, M. D.

702 SALEM AVENUE
DAYTON 6, OHIO
May 9, 1960

Mr. Earl Steiff
337 Cardiff St.
San Diego 14, California

Dear Mr. Steiff:

Thank you for your letter of May 1st; I am sorry to hear of the misfortune which has befallen your family.

At the present time, here in Dayton, we are using the Rife Frequency Machine for investigational work only. Because of some inconsistent results and lack of basic fundamental clinical research here in Dayton, I have limited the use of the machine, in the case of malignancies, to carcinoma of the breast only. We have had some encouraging results in breast cancer, but until we have a large enough group of cases of this type consistently "cured", I feel we dare not venture further in the field of malignancy. I hope eventually to develop the knowledge to apply this treatment successfully in other types of malignancies.

Mr. Steiff, I am sorry that we are not prepared to accept your Mother-in-law's case at this time. My phone number, which you requested, is Cr.5-8116. Please feel free to call me if I can be of any further assistance.

Sincerely yours,



Robert P. Stafford, M.D.
RPS/mms

REV. E. M. MUELLER
302 NE 2ND ST.
MASON CITY, IOWA.
9-6-60

175
CONTRACT

REGULATIONS FOR TRAINING AND THE USE OF THE
RIFE FREQUENCY INSTRUMENT

I. STATUS OF INSTRUMENT FOR FAMILY USE

A. THE RIFE FREQUENCY INSTRUMENT (hereafter referred to as INSTRUMENT) is loaned to a private individual using it, and it remains the property of the RIFE VIRUS MICROSCOPE INSTITUTE (hereafter referred to as RVMI).

1. The INSTRUMENT will be loaned to the CONSIGNEE for a donation of \$175.00 to be received by RVMI at the rate of \$75.00 at the time the contract is validated, and \$100.00 at the time of delivery of the INSTRUMENT; or, the full donation may be made at the time the contract is validated.
2. Approximately 1(one) month must be allowed for delivery of herein-mentioned INSTRUMENT following date of validated contract.
3. An additional \$2.00 per month donation (minimum) for the replacement of worn-out parts, tubes, and wear and tear in the use of the INSTRUMENT by the CONSIGNEE is to be donated in advance.
4. The \$175.00 donation herein mentioned is allotted for the TRAINING PROGRAM which will give the CONSIGNEE a complete and full course on the operation of the INSTRUMENT.
5. It is the responsibility of the CONSIGNEE to adequately insure the INSTRUMENT for Fire, Theft, and Damage.
6. Under no circumstances will RVMI make any claims stating the INSTRUMENT will cure any pathogenic disease.
 - a. It is designed to devitalize micro-living organisms detrimental to mankind. The worthy body cells will overcome the invaders and the body will heal itself with proper food, rest, and some needed medication.
 - b. The CONSIGNEE is to make no statements using the word "cure".
 - c. See separate document concerning the function of the INSTRUMENT.

II. MEMBERSHIP IN RVMI

- A. The CONSIGNEE, OPERATORS, AND ALL TRAINEES, (see "C" p. 2) must be members of RVMI. The RVMI license requires that all persons receiving the benefit of the TRAINING PROGRAM and the use of the INSTRUMENT must be members in good standing.

CONTRACT

Page 2

1. There is a minimum donation of \$2.00 for membership only.
2. For the privilege of receiving literature, research information, etc., there is a minimum donation of \$10 per year.
3. "Application for membership" blanks properly filled out must be sent by the CONSIGNEE to RVMI immediately following the time application is made.
 - a. These will include both types:
 1. Those with a donation for literature privileges.
 2. Those with a donation for membership only.
4. In order to become "Qualified as an expert OPERATOR of FREQUENCY INSTRUMENTS" an APPLICANT must be trained by an OPERATOR who has been certified by RVMI.
 - a. Qualifying by means of oral and written examinations is a requirement.
 - b. Final acceptance will be made by RVMI.

III. TRAINING PROGRAM

- A. RVMI will furnish to the CONSIGNEE complete instructions for the TRAINING PROGRAM and the use of the INSTRUMENT.
 1. It is mandatory for the CONSIGNEE personally to know how to operate the INSTRUMENT and to thoroughly understand its function.
- B. CONSIGNEE or a QUALIFIED OPERATOR may train a new OPERATOR.
 1. Such an OPERATOR may not use the INSTRUMENT in the possession of the CONSIGNEE for instructing TRAINEES or members of RVMI until he has been approved by RVMI as a QUALIFIED OPERATOR.
- C. TRAINEE
 1. A TRAINEE is a person being taught in the use of the INSTRUMENT and its effectivity.
 - a. RVMI will make no claim or tolerate a claim by the CONSIGNEE that any person is being "Treated or is receiving "Treatments" under this program. It is the responsibility of the CONSIGNEE to inform each TRAINEE of this fact.
 - b. No TRAINEE is allowed to instruct another individual. He must first become a QUALIFIED OPERATOR.
 - c. A TRAINEE'S physical status is not to be diagnosed by an OPERATOR.

CONTRACT
Page 3

IV. ADVERTISING

- A. No advertising of the use of the INSTRUMENT is permitted.

V. FEDERAL AND STATE REQUIREMENTS

- A. A card must be attached to the INSTRUMENT in full view of each TRAINEE or member of RVMI reading: NEW DEVICE FOR INVESTIGATIONAL PURPOSES ONLY.

VI. SAFEKEEPING OF INSTRUMENT AND OBLIGATIONS

- A. The CONSIGNEE is held responsible for the safety and protection of this instrument at all times, while in his possession. To be insured for \$500.00 from a reputable insurance firm.
1. Adequate insurance (as mentioned in IAS) will cover this loss. Insurance policy must be shown to and approved by RVMI immediately upon validation of contract.
- B. Any violation by RVMI of this contract will necessitate the forfeiture of all monthly depreciation donations for a period of one year.
1. It is the obligation of RVMI to maintain the INSTRUMENT in the possession of the CONSIGNEE in perfect working order. Regular check-out periods will be arranged by RVMI.
 - a. It is the obligation of the CONSIGNEE to notify RVMI immediately upon discovery of malfunction of the INSTRUMENT.
- C. It is the moral obligation and sole intent of RVMI that all RIFE FREQUENCY INSTRUMENTS be kept in constant use if at all possible. This device is too invaluable to mankind to be left unused. For the sake of mankind these devices should be kept in constant use.
- D. Any violation by CONSIGNEE of this contract will necessitate the forfeiture of all monies paid to RVMI to and including date of cancellation and the INSTRUMENT will be returned to RVMI.

2 ft 6-50

<p><u>E. M. Mueller</u></p> <p>Signature Consignee</p>		<p><u>John F. Crane</u></p> <p>Signature President, RVMI</p>	
<p><u>Earl L. Steiff</u></p> <p>Signature Witness</p>		<p><u>Martha A. Mueller</u></p> <p>Signature Secretary, RVMI</p>	
<p><u>Marta A. Mueller</u></p> <p>Notary Public Signature</p>		<p><u>Marta A. Mueller</u></p> <p>Notary Public Signature</p>	

ENROLLMENT APPLICATION * RIFE VIRUS MICROSCOPE
INSTITUTE * 4246 Pepper Drive, San Diego, Calif.

I wish to enroll in a course of instruction to learn how to operate the Frequency Instrument, to join RVMI, and to obtain the loan of a Frequency Instrument for training purposes. I agree to pay \$175.00 for instruction, maintenance fees of \$2.00 per month, annual membership dues of \$10.00 per year, and a deposit on the instrument of \$103.00 to be refunded in case the instrument is returned. RVMI agrees to keep instrument in good condition, make inspections of instrument calibration and requires all shipments to be prepaid; total fee - \$300.00.

Fee Received 300⁰⁰ Trainee Leonard R. Chapman M.D.
RVMI Rep. John F. Chang Address 214 Escandido Ave
City Vista Zone State California
Next of Kin Mrs. Mildred Chapman Relation wife
Address 320 Escandido Ave Vista Calif
No. 2M Date Sept 20 1960

FREQUENCY INSTRUMENT LOAN RECEIPT
Rife Virus Microscope Institute Record of Instrument Loan
Model SA 1A Serial No. Accessories 1 Set of Probes
Loaned to: LEONARD R. CHAPMAN Phone PA 4 2238
Address 214 ESCONDIDO AVE, VISTA

Received by: Leonard R. Chapman Date Sept 25 1960

This instrument is loaned for a period of training for a minimum time of two years and should be returned if requested thereafter.

Dr. Chapman was robbed of his medical equipment, given a kangaroo court trial which murdered him at the shock of the "gestapo" treatment. He was liked by all and practiced as an M.D. for 50 years until his demise by the California Food and Drug gangsters.

September 26 1960

Mr. John F. Crane,
4246 Pepper Dr.,
San Diego 3 Calif. 92105

Dear Mr. Crane:

The enclosed is the culmination or out-growth of the Abrams treating Unit. They are hard and strenuous fighters for the rights of the people.

They do not claim to be fighting the AMA or any other medical organization, but incidentally if they are for the rights of the people they are against the AMA in as much as the AMA is a monopoly so far as their intentions are concerned.

The AMA is making a desperate attempt to unify the Osteopathic profession with them-selves and making great overtures and promises, but I have observed their maneuver for more than a half century and I know how under-handed and dishonest they have been for the past 50 years in making promises to the Homeopathic and Electronic, Chiropractic, Naturopathic and other therapeutic professions.

Their rule is "if you can't brake 'em join 'em" and then destroy them.

Very truly yours,

M. D.
M. D.

Nov. 20 1960

TO R.P. STAFFORD
DAYTON, OHIO

Dear Bob :

It was indeed pleasant to hear from you and to talk to you on the phone the other day.

Thought you'd be interested in what we are accused of. See News clipping enclosed. Naturally we've never sold an instrument since we've had it. Secondly we have the contracts showing the instrument is definitely loaned not sold, always remaining the property of our outfit. The lawyers feel a complete acquittal is ours in this. They also feel the health and food and drug boys have overstepped their bounds a great deal in their anxiety to nail us to the cross.

Now, Bob, our Lawyer needs information, not in a detailed way but as an overall way from you on the following items:

1. Get the number of patients treated with our device by you.
2. Types of diseases treated, (this is all types however small and apparently unimportant to most.)
3. Diagnosed by whom and treated by whom.
4. Those diseases treated where treatment was farmed out to another operator, or in another location, using our instrument.
5. How many actual diagnosed cancer cases, biopsied, proven by lab tests, and treated successfully, even the patient may have died by other ways or reasons.
6. Pathological reports made on any treated cancer cases by our instr. (for instance, Mrs. Bias and Mrs. Cartwright's cases).
7. Number of qualified persons witnessed these treatments as well as working with you on them.
8. Years used in this research by you and under what controlled way.
9. Any animal research and for what, controlled, and what was this result in these experiments. How many times, or experiments?
10. Any treatments on lesser diseases, such as that with your nurse on follicular tonsillitis, skin diseases, fungi of the feet hands like that of your daughter (4 at the time), that young boy, etc.
11. What harm or injuries did this instrument produce? Any X-ray, or Radio activity emitted? Any burning effects or aftereffects other than toxic which would be natural.
12. Would you say the instrument is useless? That it does not produce any favorable effects to diseases treated?
13. Your personal opinion as to the use of this instrument in conjunction with your other practice? Is it a helpful device in your practice, as far as we've researched it so far?

Page # 2

14. They've dwelled on cancer and we've been accused of killing people with this instrument. Can this instrument kill anyone or anything as far as you've seen?

our ATTORNEY

Mr. Bertrand Comparat (his card enclosed) would like you to send this data directly to him, addressed to him from you, showing it hasn't been handled by any of us. This is fine with me. And he just wants the general information at this time and he'll contact you later as to any detailed items. He feels, this work we are doing is fine and good. He's known Dr. Rife personally since he was the Lawyer that helped Dr. Rife at the time all of this was stopped before in 1934. He knows this is good work and that also was the reason why our first Vice President was formerly with Dr. Rife in his original Laboratory and Bert has seen the viciousness of these groups here and is as anxious to stop this practice they have of condemning anyone who dips into their gravey train.

Bert also feels, Bob, that with you knowing what you DO know and what he personally knows and what we've done here, this time we can stop this practice once and for all time. He knows the people needs this instrument since it has aided so many even far before you or I got into this. I still know, Bob it is the Lords will for us to do everything in our power to do His work in this way we know best and in turn bring about a cleaner and better World in which to live, healthfully.

We need your help, Bob, very badly. We need you to tell the World of the successes you've had regardless how small they may seem to you. So in giving Bert this above requested data as soon as you can get it to him, don't eliminate any cases, not even common colds, flu, fungi, migraine headaches, sinus etc. These will prove to the State the instrument is helpful. We haven't called it a Cancer cure nor ever used the phrase, "cure". We've told them and everyone else, it can cure nothing, that it effects the causative agent of a disease in many ways. Nothing more.

I'll hush for now, and all I can say is God to Bless you in your sole desire to do what we have tried to do in our own little way.

Enclosed also a letter we sent to all of our members. We are having a meeting Tuesday the 22nd, to relate to them the terribleness of this interference, along with the fact we need desperately money to help our lawyers to do a better job. It'll take far more money than any of us have I'll say this.

We will be arranged this Wednesday at 2:30 PM. In all probability I'll loose my job at Convair Astro as a bad risk to them, I guess. And I'll loose everything I own if this happens. I can't go to Denver to work there now either and had to write to tell them.

And one more request, Bob, please don't tell Mom or Dad. I haven't told anyone back there. It would worry them into their graves. I'd rather tell them after it is all over, if possible.

I'll hush now so write as soon as you can to Bert. His card is Enclosed.

Sincerely your friend,

John E. Marsh
John E. Marsh

Vice President, Rife Virus Microscope Institute

11-20-60

1. Get number of cases treated.
2. Types.
3. Percentage of relieving or curing.
4. Percentage farmed out to labs for data and findings.
5. Number of qualified persons involved in lab tests.
6. Number of qualified persons used with you on these terminations.
7. How did you recalibrate the Instrument?
8. What testing equipment used?
9. What harm or injuries produced by the Instrument.
10. Any X-ray emissions?
11. Any Radio Activity produced or transmitted?
12. Years used in this research work.
13. Personal feeling about the Instrument, and its benefit or danger to humans.
14. Any success with Rat experiments?
15. How many Rats.
16. What inoculated diseases in Rats and what research work controlled in these tests?

Best Comptrol Attorney at Law request this general information preliminary to details needed at later date to help us. - No details or items on above at this time, just general at this time.

11-20-60

U. S. ARMY ORDNANCE DISTRICT, LOS ANGELES

55 SOUTH GRAND AVENUE
PASADENA, CALIFORNIA

IN REPLY REFER TO

5/14

ORDEV-OP

21 November 1960

Life Lab, Inc.
4246 Pepper Drive
San Diego 5, California
ATTN: Mr. John F. Crane

Dear Mr. Crane:


The U. S. Army Ordnance Corps has issued a Research & Development Problems Guide for distribution to participants in the Qualitative Development Requirements Information Program.

Your organization, as a qualified participant in the program, is entitled to receive two (2) copies of this guide which is classified SECRET and can only be released upon request.

Your request should be addressed to the U. S. Army Ordnance District, Los Angeles, 55 South Grand Avenue, Pasadena, California, ATTN: Program and Control Branch.

FOR THE COMMANDER:

Sincerely yours,


J. J. FEDLER
Assistant

ORDEV FL 08-276(OT)
1 Nov 60

Mr. Comparet - Mr Marsh suggested
keep in contact with you on the legal
pending. Thought you might like
copy of letter I sent to Mrs. Kosel in
response to her 4 pg letter of complaint
Dec 9th

10

R. P. Stafford

Dear Mrs. Kosel,

Thank you for your letter of December 9th, 1960. Indeed, I
am sorry to hear that your family has become so involved, and
apparently so disrupted, in dealing with Mr. John Marsh.

Perhaps I can clarify my position in this matter. May I state
that I have been interested in Royal Rife's Theories for the
past four years. In my small way, I have been able to observe
and study the properties of this modus of physical therapy.
During this time, I have watched its effects on animals and
on selected clinical cases. Although this therapy is no panacea,
we have evidence that it is beneficial when used in specific
ways on specific types of cases. We are continuing to pursue
this matter here in Dayton in a carefully controlled
investigational manner.

Unfortunately, Mrs. Kosel, I seem to have very little influence
upon Mr. Crane or Mr. Marsh. As you know, they have pursued
their own course of action outside of the medical research
application of Rife's Theories. Free research can neither
be hurried nor prejudged. Something really bold and imaginative
is by its nature divisive, and the bigger the idea, the more
people are likely to be offended. I fear that the California
dilemma stems not from their espousal of the Rife Theories,
but from their premature impatience to have these theories
accepted publicly. Nevertheless, may I assure you that I shall
do what I can to help Mrs. Bateson, as well as Mr. Crane and
Mr. Marsh.

Sincerely yours,

Robert P. Stafford, M.D.

cc: Bertrand L. Comparet
Attorney at Law

HEADQUARTERS SIXTH UNITED STATES ARMY
Office of the Assistant Chief of Staff, G2
Los Angeles Industrial Security Field Office
125 South Grand Avenue
Pasadena, California

In reply refer to
AMGBI-S-15/DOK/*30/os

6 August 1952

Life Labs, Inc.
4246 Pepper Drive
San Diego, California

Attention: Security Officer - *JOHN F. CRANE*

Gentlemen:

The Army Commander has requested I advise you that, in accordance with provisions of Section IV of the Security Agreement, DD Form 441, it is planned to administratively terminate the facility security clearance granted to your firm by Headquarters, Sixth United States Army. Administrative termination of your facility and personnel clearances will be effective thirty (30) days from the date of this letter.

Please be advised that this action in no way reflects on the capabilities or integrity of your facility, nor does it in any way affect a re-clearance of your firm and personnel if required in the future.

In order that this office may maintain current records, it is requested that your copies of DD Form 441, Department of Defense Security Agreement; DD Form 560, Department of Defense Letter of Consent for United States Citizens; and DD Form 562, Department of Defense Letter of Notification of Facility Security Clearance be returned to this office as soon as possible.

In accordance with paragraphs 8a and 27c, Industrial Security Manual for Safeguarding Classified Information, all records which you have maintained to indicate receipt and transmittal of classified material to or from your facility, as well as the visitor register, must be retained for the periods specified in the above cited paragraphs. Time periods commence from the date of last entry in individual registers.

Your participation in the Department of Defense Industrial Security Program has been appreciated. Please feel free to call upon us if this office may be of any future assistance to you in industrial security matters.

Sincerely yours,

Daniel O. Kuhn

PAUL E. LYON

Copy Furnished:

from the private archive of Jimmie Holman & Paul Dorneanu

LAISFO

are current exciting wonderful developments and results of RVMI research can no longer be denied. The degree of efficiency is a matter for further research to evolve and improve. The fact that work has and can be accomplished creates an urgent need to help millions of suffering people today and thousands of jobs may be provided.

Every cent contributed will be used to fight the drug menace and to further Rife's work which was started in 1915 and remains to this day as a non-profit effort.

Three members of RVMI have been charged with grand theft, conspiracy, and treating without a license. Our training program calls for self-treatment and demonstrations which are legal and a city license was granted for Frequency Instrument training purposes. RVMI has found great disfavor with an organization of doctors who own stock in drug firms known as the American Medical Ass'n. The AMA qualified RVMI as a quack group when they published in their Feb. 1961 magazine, "If he clamors constantly for medical investigation and recognition". Yes, we have written to all medical groups such as: The Dept. of Health, Education and Welfare, the local and national branches of the American Cancer Society, The Damon Runyon Fund, The Sloan-Kettering Institute, The Dept. of Public Health of the State of California who stated that Rife's work was hearsay and unsafe according to Malcolm Merrill, M.D., A.M.A., the Director of Public Health and all of these groups conspired and refused support and recognition of Rife's outstanding achievements over the past 8 years and denied our right of free enterprise to market the Frequency Instruments so we have carried on with research only on a non-profit basis.

The drug menace uses the tax payers' money to fight his monopolistic battles picking on old men and small groups through the Public Health Dept. by Drug Agents with false names and intimidation. The taxpayer is their number one fool. He pays to uphold the monopoly.

Send checks to: RVMI, 4246 Pepper Dr., San Diego 5, Calif.

The taxpayer is being divested of his money by unlimited medical begging campaigns to support and subsidize the drug menace by boundless television and radio propaganda against "quack" devices which are not drug methods and newspaper and magazine articles which praise surgery and condemn all drugless devices as a fraud or quack method and with the old battlecry that the patient might be helped if expert medical attention is re-

ceived in time.

Give generously now to further Rife's research, to enable experts to use and evaluate electron therapy, to fight back against virus and cancer, diseases such as cancer, the M.D.'s claim cannot be aided or cured with drugs or any other method known to them.

RVMI Frequency Instruments have killed and devitalized the causative agents of diseases which drugs have failed miserably to accomplish after spending hundreds of millions of dollars in futile research work. Why have drugs failed? Rife found the answer 30 years ago. The virus were found to be smaller than colloidal particles of acid and aniline dye stains. By comparison the mouse could not swallow the elephant and so the drug particles cannot get into the virus. Rife found the virus to be readily identifiable by their own chemical colors when stained with a variable monochromatic light frequency by Risley counter-rotating prisms in the Rife Virus Prismatic Microscopes.

Frequency Instruments have been and still are available for loan purposes on training programs only and no claims are made nor can be made until after thousands more have been helped, the medical group may then concede some efficacy. The training program allows intelligent and proficient use of the Frequency Instrument in the safe electronic treatment of disease caused by virus, bacteria, and fungi for \$175 plus dues and maintenance.

Join with us and help to carry on this research that Rife perfected years ago and now amounts to some \$700,000 worth of effort expended in time and money.

Please ask your friends to aid in this fight for science, to gain acceptance, recognition, to help people attain results, to foster microscopes and frequency instruments that are desperately needed by doctors and people to diagnose and eliminate disease. 570,000 people will have cancer in 1961; \$100,000,000,000 is spent annually for drugs and care and with your moral and financial support, electronics can conquer diseases which the medical profession, urged on by the drug menace, has lost complete control over in a hopeless struggle with surgery, X-rays, and dope. Act now. Save lives. Send dollars for legal defense and offense and continued research and preserve your right to allow electronic research to continue and your right to get electronic treatments which the Public Health Dept. is trying so desperately to destroy. May the good Lord bless all of you for your kindness and generosity.

frequency instrument has been placed back to the same setting before a specific frequency is recorded. These results are observed under the high power of the universal microscope and when the mortal oscillatory rate is reached, the B X forms appear to "blow up" or disintegrate in the field. The inoculated animals are then subjected to the same frequency to determine if the effect is the same on the B X virus in the tissues of the experimental animals. The results are precisely identical with experimental animals as with the pure culture slides; these successful tests were conducted over 400 times with experimental animals before any attempt was made to use this frequency on human cases of carcinoma and sarcoma.

The first clinical work on cancer was completed under the supervision of Dr. Milbank Johnson, M.D., which was set up under a Special Medical Research Committee of the University of Southern California. Sixteen cases were treated at the clinic for many types of malignancy. After three months, 14 of these so-called hopeless cases were signed off as clinically cured by the staff of five medical doctors, according to Dr. Royal R. Rife. The treatments consisted of three-minutes duration using the frequency instrument which was set on the mortal oscillatory rate for B X or cancer (at 3-day intervals). It was found that the elapsed time between treatments attains better results than the cases treated daily. This gives the lymphatic system an opportunity to absorb and cast off a toxic condition which is produced by the devitalized dead particles of the B X virus. No rise of body temperature was perceptible in any of these cases above normal during or after the frequency instrument treatment. No special diets were used in any of this clinical work, but we sincerely believe that a proper diet compiled for the individual would be of benefit.

The Determination and Diagnosis of Cancer

We can determine in over 90% of the cases of persons having carcinoma by the examination of a blood smear (with the technique heretofore explained) in 30 minutes. We have also found that in many types of epithelioma that the carcinoma tissue carries no conductivity with a pendulum galvanometer which enables us to outline and determine the location of a tumor without the use of X-ray photographs. It has also been determined that in cases of malignancy treated with either X-ray or radium or other radio-active materials shows decided ionization or radio-activ-

ity and harmful tissue effects for many months after the treatments or examinations have been given. Destroyed tissue or tissue that has been harmed is a natural parasitic feast. We have also found that tumors treated with this method respond less readily to the treatment of our frequency instruments. In most cases, radio-activity in the body nullifies the action of the frequency instruments.

All pathogenic diseases can be eliminated with preventative treatments using the frequency instruments. We find, in 98% of carcinoma in individuals in the monocytes of their blood, granular forms. This is one type of organism we find in blood from carcinoma individuals. As Dr. Rife has stated, "Malignancy" is a blood disease and this is one type or one stage of this granular form which can be made into carcinoma by growth on "K" media. This is one form of malignancy and from the cryptomyces pleomorphia fungi, Rife can transfer any of these stages back into a B X and produce a tumor from which can be recovered a true B X or cancer virus.

(From Rife Virus Microscope Institute Research Data, 424 Pepper Drive, San Diego 5, California.)

(RMVI is the Rife Virus Microscope Institute, a non-profit corporation.)

Please join in blocking an attempt to destroy and cripple RMVI by the drug menace; by forcefully and deceitfully entering our homes and wrongfully taking over \$5000 worth of our private files, engineering data, research records and reports, machines and Frequency Instruments, pictures off the walls, private letters, invoices, tape recordings, electronic parts, and anything that the Drug Agents of the Public Health Dept. wanted to remove without search warrants and by forcefully violating our constitutional rights.

This unamerican action has been offset by the great achievements of Royal R. Rife, the nation's foremost bug shrinker, which have been harrassed and suppressed for years by the Public Health Dept. of the State of California. Obviously their real fear has been that investigation, further research and recognition might be accorded for Rife's perfection of virus prismatic microscopes to diagnose and an electronic method found to treat cancer, typhoid, tuberculosis, staphylococci, pneumonia, streptococci, streptothrix, tetanus, treponema, b-coli, leprosy, polio, and many other diseases as far back as 1934.

Discovery of Rife Prismatic Virus Microscopes to identify virus of diseases of filtered media and Frequency Instrument treatments

cillus and the virus of tuberculosis with radio waves since 1930," Rife said, "but we could not use the treatment until we had done more work to make it possible to use it on man.

After being subjected to the waves, the organisms will not grow in culture flasks and cause no disease when injected into guinea pigs."

Destruction of the organism by the ray is described as being similar to the phenomenon of a combination of transmitted electronic energy and the coordinative resonance of critical frequencies. This is likened to fragile glass which is shattered by a sustained musical note which is tuned to the resonant pitch. Rife has now demonstrated that the frequency instrument has the power of killing germs that cause tuberculosis and cancer, without harm to human tissue. The new Frequency Instruments actually electrocute the micro-organisms.

Development of the Rife Ray to the point where it can be used on human beings without harm to human tissue is now a proven fact. Scores of tubercular patients have been treated in private practice and have now recovered. Most cases respond within a period of one to two months and the disease is quickly rendered non-infectious.

The isolation of the cancer virus was an accomplishment in which Dr. Rife took a great deal of pride. In 1931 he discovered the transformation of the cancer virus and the successful treatment for cancer by actual observation with the Universal Microscope while applying the frequency instrument treatment.

The major portion of the cancer tests of the tumors used in the initial tests were procured from the Paradise Valley Sanitarium in National City, California. The pathology of these tumors was checked through their laboratory as malignant.

The methods and principles that were used in this procedure were as follows: An unulcerated breast mass that was checked for malignancy by their laboratory and ourselves came to our laboratory from the Paradise Valley Sanitarium. The experiments were carried out in our Point Loma Laboratory, then known as the Rife Research Laboratory.

A test tube containing a sample from the unulcerated breast mass was sealed and placed in an Argon gas-filled loop with a two-inch water vacuum and activated with 5,000 volts; the test tube was then incubated for 24 hours. Upon examination of the solution in the test tube, it was found to be teeming with cancer or "B X" virus, which were the most

highly motile and the smallest in size of any of the viruses previously isolated.

When examined under the Rife Virus microscope, these B X or cancer viruses refracted a purplish red color with the monochromatic beam.

The method of inoculation of experimental animals with B X, the virus of cancer, is as follows:

The animal is first shaved and sterilized with alcohol and iodine solution at the point of inoculation and placed under partial anesthesia. This avoids subjecting the animal to shock. An extra long, very small needle is used. The needle is filled with sterile petroleum jelly and a hypodermic is then filled with the inoculum and the needle placed on the syringe. The needle is inserted no less than 30 MM from the point of inoculation under the epidermis. The point of inoculation is in most cases the mammary gland for the reason that the B X involved was recovered from an unulcerated human breast mass.

In 3 to 4 days a lesion appears in the thyroid area. The cause of this is unknown, but the lesion recedes and heals over and a growth starts in the mammary gland of the experimental animal. These growths or tumors have exceeded the weight of the experimental animal in many cases. The tumor is surgically removed and the B X is again recovered in all cases.

An important factor and check is to make at least 10 transplants from the initial isolation of B X. These transplants are made at 24-hour intervals into the original "K" media. This increases the virulence and speeds the growth of the tumor. With these experiments that have been repeated on over 100 experimental animals, we are convinced that this method definitely proves the virulence and pathology of B X virus.

If there are any workers interested in following this technique, we will furnish them with the formula of "K" media and all of the basic principles involved. However, it is beyond the scope of the average microscope to visualize these minute virus.

The Treatment of "B X" or Cancer

(B X was called Bacillus "X" by Rife)

The actual cure of cancer in experimental animals occurs with the use of our frequency instrument. To attain these astounding results, a long and tedious process is started to determine the precise setting of the frequency instrument that is the mortal oscillatory rate of the virus. When the setting is found, it is repeated 10 consecutive times after the

Drug Menace Fights Electronics

By John F. Crane

This report on Electron Therapy is primarily concerned with the detection and cure of cancer and related diseases.

It is a matter of record that, while orthodox medical and surgical methods have had limited success with cancer discovered in the early stage, they have had little or no success with treatment of the more advanced cases. The cause of cancer is still listed in some of the current medical textbooks as "unknown."

Since research to determine the cause and effect a cure of cancer is being carried out in many and various directions, it seems reasonable to explore every possible avenue toward a true understanding of the cause of cancer and hence, its proper treatment.

This report concerns itself with the discovery of a virus causing cancer and a method of treatment which excited considerable interest among reputable doctors and laboratory specialists as long ago as 1934. This theory has stood up under hundreds of controlled laboratory tests and has been applied to treat human cancer in dozens of cases.

Rife Virus Microscope Institute, in conjunction with various doctors throughout the United States and Canada, is at the present time engaged in carrying out a controlled series of tests in order to re-establish the finding of Dr. Royal R. Rife in his life study of the cause and cure of cancer and many other diseases.

Dr. Royal R. Rife first conceived the idea of the Frequency Instrument in conjunction with his work in developing the Rife Universal Microscope. Since the determining of the cancer requires the high power of the Rife

Microscope, a brief description of the construction and theory of operation of the Rife Microscope is available from Lee Foundation of Nutritional Research, 614 W. Vermont, Los Angeles, Calif., Reprint No. 47 at 25c.


History Of The Frequency Instrument

Dr. Rife's discovery of the various chemical makeups of different organisms led him to believe that each kind of organism was electrical in nature and should have a resonant frequency determined by each type of chemical combination.

His first attempts consisted of a series of unsuccessful experiments to destroy them, with such rays as infra-red and ultra-violet. He next turned his attention to radio frequencies. It was his belief that somewhere in the spectrum were frequencies which would resonate with the vibratory rates of disease germs. He believed that if such a frequency could be found and applied, the rays would be fatal to the organism. The first radio frequency instrument was designed and built in 1920. The instrument covered a range of 15 meters to 27,000 meters and was extremely complicated to operate. He worked with loose couplers.

At that time Dr. Rife was working on the elimination of the Tubercle Bacillus virus. Since the frequency which would affect the virus was unknown, Dr. Rife proceeded by trial and error. Dr. Rife and his assistants made test after test and trial after trial until at last initial success was found. Guinea pigs inoculated with the Tubercle Bacilli and subjected to the frequency instrument at one particular frequency resulted in the organism being killed. At this time a problem even more difficult to solve became apparent. Even though the organism had been killed by the resonance of the proper frequency, in several cases the inoculated guinea pigs died of toxic poisoning. Three years were spent in determining the answer to this problem. Knowing of the early work of others with the poison molecule of tuberculosis, he suspected a virus form of the organism was killing his animals. Subsequent studies have demonstrated that this is exactly what had happened. Dr. Rife was then faced with the problem of devising a technique to obtain the virus in pure form, unmixed with contaminating organisms. That Dr. Rife has managed to determine the proper frequency for treatment of this disease and also the treatment of cancer as well as devising the techniques for obtaining the virus of both organisms is a tribute to his remarkable versatility and persistence.

"We have been able to devitalize the ba-



Rife Virus Prismatic Universal Microscope with Frequency Instrument, Rife Ray Tube and Sound Transducers.



SAN DIEGO'S Health

PREPARED BY BUREAU OF PUBLIC HEALTH EDUCATION

CIVIC CENTER
SAN DIEGO 1, CALIF.

J.B. ASKEW, M.D., M.P.H.
DIRECTOR OF PUBLIC HEALTH

SAN DIEGO DEPARTMENT OF PUBLIC HEALTH
SERVING SAN DIEGO CITY AND COUNTY

VOL. 9

FEBRUARY 1961

NO. 2

The American Cancer Society calls the evidence "shocking." A new survey has found that more than 80 per cent of the people ignore their danger signals of possible cancer. They do not see a doctor about the lumps, unhealing sores, unexplained blood flecks, persistent indigestion and bowel irregularities that are considered danger signs.

This finding came from interviews with 43,235 volunteers. Over a six-year period the study will include 1,100,000 adults. They are being questioned on many details including their physical complaints and the medical attention they have sought. When they die, their death records will be analyzed. The study will try to find how various factors relate to the later detection of cancer.


In the initial interviews 62.2 per cent of the men and 54.9 per cent of the women reported one or more complaints regarded as cancer danger signs. The most common complaints among men were coughing, indigestion and too frequent urination. The women most often reported indigestion, coughing and hoarseness.

It is important that we know these complaints as possible warnings. Others are unusual bleeding or discharge; a lump or thickening in the breast or elsewhere; a sore that does not heal; a change in bowel or bladder habits; or a change in a wart or mole.

Recognizing these danger signs, however, is not enough. The next step is the most important: see your physician.

QUACK HUCKSTERS FLOURISH

The American Medical Association has again warned that hucksters of quack health machines still flourish. Some people continue to be gullible.



THIS "CURE-ALL" MACHINE WAS SEIZED IN SAN DIEGO

Beware of the "expert" who uses a "secret" machine he claims can cure disease, or guarantees a quick cure, or advertises or uses case histories to promote his cure, or belittles surgery, X-rays and drugs. Hucksters of quack health machines pocket millions of the public's hard earned dollars. In diseases such as cancer early diagnosis and treatment are so vital that the waste of time on quack machines can be fatal.

Submitted By John F. Crane 7-13-64

Note: STAFFORD
FAILED TO APPEAR AT TRIAL
John F. Crane

Page 2

January 31, 1961

This man was Moses Greenfield, hatchet man for the Public Health Dept. and Professor of X-Ray Training at University of California at Los Angeles.

We are not trying to propose this Frequency Instrument as a "cure" for any disease; as such no cure is effected; the microorganisms are killed and the disease goes away because of the action of the human body responding to the repeated electrocutions of electron therapy. Those that use this method must learn to use that response in the most effective way. Our sole purpose at our trial is to prove that the Frequency Instrument is not a "useless" device as stated and claimed by the Public Health Dept. They will try to prove by their experts and by the people that they were able to intimidate that the Frequency Instrument is a useless device and a fraud. They have already gone around in teams of men to talk to all of our members and people using the instrument in and out of the state. They have talked to our people in Utah etc. One woman was scared so bad that she has been in a sanatorium driven entirely out of her mind and her husband cused them out and told them to get off his property and has threatened to exterminate them should they return. His wife has undergone shock treatments and after two months of hospitalization is scheduled to return home today. We know these agents are rough and if they try to steal any more material from my laboratory, I don't think I can be responsible for what happens again.

We have tried to conduct our research toward one goal and that is to gain evidence to qualify the Frequency Instruments so that approval could be obtained which would allow us to place these machines on the market legally. After 8 years of work, the Director of Public Health told me that Rife's work was hearsay, that our treatment was "useless" and that our instruments were unsafe to use after his own experts and our experts had examined the instruments and pronounced them safe to use. We can have only one course and that is to tell the truth - that this has been a non-profit effort and for research only and that we obtained copies of the Food and Drug laws from the Governor and from Merrill (Dr & Dir. of Public Health) and that I have complied with these unconstitutional laws to the letter and I defy them to prove otherwise. Of course with their hired agents and people, I realize that they can and will establish any lie or deceitful fact that they so care to do but I can assure you that they will surely fail because the good Lord is on our side. I am proud of the large number of people that have responded to the little instrument and you will be amazed when you finally hear of all of the cases presented in court. I have noticed an interesting demonstration which you can perform with the little instrument. Take the two probes and space them 3/16" apart and cover with a thin sheet of .030 plexiglas perforated and fastened with masking tape and place one or two earthworms inside and turn the sq. wave generator to lowest frequency and volume on full. Worms will die in 30 min. It kills them dead!! I'm sure this will make a convincing demonstration that you have not hypnotized the worm after this energy is applied and you find that the new small instrument is more powerful and beneficial and fact more efficacious than the large tube instrument as I have now proven to my own satisfaction.

With our best regards,

John F. Crane, President RVM

January 31, 1960

Robert P. Stafford, M.D.
702 Salem Ave.
Dayton 6, Ohio

Dear Bob:

I want to thank you for sending a very fine letter which unfortunately is not admissible as evidence in our courts here in California. Of the effort mentioned, we would like either Dr. Zipf, M.D. or Dr. Katchman, Ph.D. to give us some expert testimony about the rat treatments. It would be better if either man could come here and testify direct about the 1st of March. If this is possible I can still pay for their airplane tickets and arrange accommodations for the man while he is here. If not a deposition will have to be arranged so that your entire work will not be a total loss.

Our attorney thinks that your testimony would be of little use owing to the fact that your cancer record has been so bad and that the jury would not understand that the cases that you had treated were "beyond recall" before you started on them.

There has been some impression received that I had sold or indiscriminately treated people and I believe some clarification is in order. We have never sold any of the Frequency Instruments to anyone. We have worked out a legal method of putting our operation on a non-profit pay-as-you-go basis by selling training - for 175 dollars, one can buy the training of how to operate the instrument and the instrument is loaned for the training period with training manual and maintenance free. Some 34 instruments were built and then distributed in 1960; to doctors and members of RVMI.

As to treating people, Marsh and Bateson have taken this research on themselves and our treasurer Roy Salzman and I drove out to Santee (about 15 miles away) and observed that they were giving some demonstrations and allowing some of their friends to treat themselves and Roy and I told them both to stop all of this activity because we did not want to expose RVMI in any way. The fact that they did not heed our desire is a matter of public record and life's lifetime of effort and my ten years of effort may be swept aside if the State is successful in its case against us. It may interest you to know that the drug agents in this state are a ruthless group of individuals without moral integrity. I am currently attending a trial of an M.D. (79 years old) whose only crime against the state is that of using an electronic instrument and giving an occasional "Koch" shot for cancer. He was arrested and all of his records and electronic machines taken from his place of business and the terrible publicity that the papers came out with was a high crime; his name was Dr. Chapman and he is also a licensed Osteopath and a licensed Chiropractor and studied with Dr. Abrams many years ago. The state sent in teams to take tape recordings which were hidden in their purse which revealed nothing. They produced chemists which could not verify the contents of the label because of their inexperience and lack of equipment; they produced a radiologist to explain an electronic field of which he had no knowledge and he actually discredited himself and the medical group.

4246 PEPPER DR
SAN DIEGO, CA
92103
JAN 6, 1961

ROBERT P. STAFFORD, M.D.
702 SALEM AVE
DAYTON, OHIO

DEAR BOB -

JUST A WORD TO LET YOU KNOW THAT
WE HAVEN'T GIVEN UP AND ARE STILLING
FIGHTING BACK WITH EVERYTHING THAT
CAN BE THROWN IN AND WE ARE GAINING
POLITICAL GROUND ALL THE TIME.

BY THE TIME YOU RECEIVE THIS LETTER
I WILL HAVE MADE TWO TV APPEALS AND
WE ARE COUNTING ON YOUR PERSONAL
APPEARANCE HERE AT OUR TRIAL. THERE
HAS ALREADY BEEN A FUND RAISED OF
\$200⁰⁰ FOR YOUR TRANSPORTATION AND
I HOPE YOU WILL BE MY GUEST WHILE
YOU ARE AND DIRECT U.S. MARSH IS WORKING
AGAIN BUT ALL OF US ARE FINANCIALLY
EMBARRASSED TO TRY TO RAISE \$2000⁻
FOR OUR ATTORNEY AND WE HAVE JUST
PAID OUT \$1575⁻ FOR BAIL WHICH WE
WILL NEVER SEE AGAIN. IF YOU
CAN AROUSE ANY SYMPATHY THERE
IN DAYTON, IT SURE WILL HELP. OUR
ATTORNEY BERTRAND COMPARET WON FOR
RIFE'S GROUP IN 1938 AND WE ARE
COUNTING ON A REPEAT; HE IS 60 AND WELL
REASONED. BEST REGARDS,

DEAN URSENBACH

Fresno California. Apr. 30 1963

Give to Marsh

Sister Hilda L Marsh
9236 Maranda Drive
San Tee California.

Dear Sister Marsh;-

I hope that your husband John has wrtten you concerning my visit with him and our discussion of him case with the Church.

I am impressed with him and feel that if facts are as he stated them to me that there has been a miscarriage of justice and that something should be done about it, I hane read his typed statement and have requested its release from the Institution that I might persue this matter futther and see if we cannot reverse the action taken by the Bishops Court, restore his membership and Priesthood,

I am an alternate member of the High Council of the Fresno Stake and have no jurisdiction in the San Deigo Area, but can rightly launch an investigation of his case and make recomendation to the Presiding Authorities if necessary to see what can be done. I am at present doing a Counselling service in the Mens Colony with the approval of President Arthur Godfrey of thh San Luis Obispo Stake, and feel that we are able to do much good.

Do not let your faith be shaken Sister Marsh, I know that the Cross that we are called to bear at times becomes almost more than we can bear, but the Lord will never ask any of his children to do anything but that He will give them the strength to do it.

Copy

John looks fine is in good health and is keeping busy, stay close by him, he needs you, write regularly as your letters mean a great deal. I will do all I can to help and hope that we can be be successful in cur efforts,

from the private archive of Jimmie Holman & Paul Dorneanu

Very sincerely yours

Dean Ursebach

How the American Medical Association frames doctors and researchers who try to develop better methods against cancer and other diseases which provide cures.

MONOPOLY - POLICE STATE
TYRANNY

AMERICAN
CANCER
SOCIETY

COPY

Your tax money pays
for these spies!

SAN DIEGO COUNTY BRANCH
1405 Fifth Avenue
San Diego 1, California
234-8481

October 16, 1963

To: All Medical Members of the Branch Board and Committees.

From: W. W. Duemling, M. D., Chairman, Cancer Committee,
San Diego County Medical Society.

Subject: Volunteer Witnesses in Quackery.

We have been requested by K. F. Ernst, M. D., Head of the Cancer Diagnosis and Therapy Evaluation Unit, to secure the names of persons who would be willing to serve as investigators and witnesses in cases of unorthodox treatment of cancer.

Dr. Ernst is responsible for getting evidence against persons licensed in the healing arts, and others, who are suspected of using unorthodox methods for the treatment of cancer, and for reporting the findings to the Director of Public Health and to the Governor's Advisory Council. It has been difficult to obtain the necessary evidence of such unorthodox treatment since the proponents of such cures are extremely wary and will not commit themselves unless they examine and prescribe for a person who is actually suffering from cancer, or one who is responding to orthodox treatment but still has a visible lesion, palpable mass, or some other clinically recognizable feature.

The Patient Volunteers we are seeking will be placed on the state payroll as emergency investigators, which protects them in the event of an automobile accident or other emergencies while performing the duties asked of them; they will be fully briefed as to their job requirements on each case.

These cases will be of an administrative nature rather than of a criminal nature, so they will testify before a state appointed Hearing Officer rather than before a judge. Therefore, the actions in which they would appear as witnesses would not incur publicity nor would they require the time involved in lengthy criminal trials.

We are, therefore, looking to you, Doctor, to help us recruit persons who are cancer patients having an interest in a project of this kind. Please discuss this with patients you feel would be suitable for a project of this kind. I am looking forward to hearing from you. (My office telephone number is 233-3137), or you may call Donald Windsor at the American Cancer Society, 234-8481.

RESEARCH • EDUCATION • SERVICE

20

Blackmail for framing honest citizens by the
American Cancer Society reported by
National Health Federation in 1963.

720



UNITED STATES DEPARTMENT OF JUSTICE

WASHINGTON, D.C. 20530

Address Reply to the
Division Indicated
and Refer to Initials and Number

JD:EIL:bg
93-1-3161

OCT 7 1965

Mr. John F. Crane
4246 Pepper Drive
San Diego, California

Dear Mr. Crane:

This is in further response to your request that the United States intervene in your behalf, pursuant to 28 U.S.C. 2403, in the case of Crane, et al. v. California, now pending in the United States Supreme Court (No. 123 Misc., Oct. Term, 1965).

As we advised you in our previous correspondence, 28 U.S.C. 2403 authorizes intervention only where the constitutionality of an Act of Congress is drawn in question. The "Excerpts from Petition for Writ of Certiorari" which you attached to your letter of June 9, 1965 discloses no such issue in your case.

We are returning your "Excerpts from Petition for Writ of Certiorari."

Sincerely,

JOHN DOAR
Assistant Attorney General
Civil Rights Division

By:

David Rubin
DAVID RUBIN, Acting Chief
Appeals and Research Section

Enclosure

RIFE VIRUS MICROSCOPE INSTITUTE

4245 Pepper Drive, San Diego, California
92105 Zip Code Phone: 281-0278

I
N
S
T
R
U
M
E
N
T
S

October 29, 1965 FREQUENCY

- E
- I
THERAPY
+++++
- C
- P
- R
- D
- N

State Board of Public Health
2151 Berkeley Way
Berkeley, Calif.


Gentlemen:

The NEW DEVICE APPLICATION is submitted with the following reports:

- 1) Appendix A - RESULTS WITH FREQUENCY INSTRUMENTS AFTER M.D. DIAGNOSIS AND MEDICINES FAILED TO HELP PEOPLE.
- 2) 10 copies of labeling of Frequency Instruments
- 3) INSTRUCTIONS FOR THE USE OF THE RIFE FREQUENCY INSTRUMENT - copyrighted 1960
- 4) INSTRUCTION MANUAL FOR MODEL 377 Sine and Square Wave Generator of Frequency Instrument.
- 5) INTRODUCTION TO ELECTRON THERAPY by John F. Crane
- 6) ELECTRON THERAPY - Report No. 1456 by John F. Crane 1959.
- 7) HISTORY OF THE DEVELOPMENT OF A SUCCESSFUL TREATMENT FOR CANCER AND OTHER VIRUS, BACTERIA, AND FUNGI. Copyrighted by John F. Crane 1954.
- 8) ELECTRON THERAPY PROPOSAL FOR RESEARCH GRANT by John F. Crane April 1965.

The foregoing constitutes the information and the work carried forward after 1958 on transducer type Frequency Instrument which has proven safe to use without any side effects on the human anatomy with the electrocution of harmful micro-organisms without harm to human cells coupled with a new effect to assisting the metabolism now with an uplift and of eliminating pain and shock from paralyzed nerves and body cells.

Submitted in duplicate,



John F. Crane, President RVMI

NEW DEVICE APPLICATION
California Pure Drugs Act
Division 21, Chapter 2, Section 26288
CALIFORNIA HEALTH AND SAFETY CODE

Name of applicant Rife Virus Microscope Institute
Address 4246 Pepper Drive, San Diego, Calif.. 92105
Date October 29, 1965
Name of new device Frequency Instrument

To the STATE BOARD OF PUBLIC HEALTH
For the Director State Department of Public Health
2151 Berkeley Way, Berkeley, California

Dear Sir:

The undersigned, JOHN F. CRANE, submits this application with respect to a new device pursuant to Section 26288 of the California Pure Drugs Act. Attached hereto, in duplicate, and constituting a part of this application are the following:

- (1) FULL REPORTS OF ALL INVESTIGATIONS THAT HAVE BEEN MADE TO SHOW WHETHER OR NOT THE DEVICE IS SAFE FOR USE.

(a) An application may be incomplete or may be refused unless it includes full reports of adequate tests by all methods reasonably applicable to show whether or not the device is safe for use as suggested in the proposed labeling. The reports ordinarily should include detailed data derived from appropriate animal or other biological experiments in which the methods used and the results obtained are clearly set forth. Reports of all clinical tests by experts, qualified by scientific training and experience to evaluate the safety of devices, should be attached and ordinarily should include detailed information pertaining to each individual treated, including age, sex, conditions treated, frequency of administration, duration of administration of the device, results of clinical and laboratory examinations made, and a full statement of any adverse effects and therapeutic results observed.

(b) The complete list of components and or method of manufacture of the new device used in each submitted report of investigation should be shown to the extent necessary to establish its identity if it differs from the description in parts (2) or (3) of the application in any way that would bias an evaluation of the report.

(c) The unexplained omission of any reports of investigations made with the device by the applicant or submitted to him by an investigator he supplied with the device that would bias an evaluation of the safety of the device constitutes grounds for the refusal or suspension of an application.

- (2) A FULL LIST OF THE ARTICLES USED AS COMPONENTS OF THE DEVICE. Each component should be identified by its common English name. If any proprietary preparation is used as a component, the proprietary name should be followed by a complete descriptive statement. Reasonable alternatives for any listed component may be specified.

- (3) A FULL DESCRIPTION OF THE METHODS USED IN THE MANUFACTURE, AND ASSEMBLY OF THE DEVICE. Included in this description should be full information in sufficient

NEW DEVICE APPLICATION

Page 3

application concerning which no change is proposed. A supplemental application should be submitted for any change beyond the variations provided for in the application, that may alter the conditions of use, the labeling, the safety, identity, of the device or the adequacy of manufacturing methods, facilities, or controls. When necessary for the safety of the device, a supplemental application may be required to specify a period of time within which the proposed change will be made; and in such case the distribution of the device after such change constitutes distribution without an effective new-device application. A supplemental application is not required when the article is no longer a new device unless the proposed change itself causes it to become a new device. If a material change is made from the representations in an effective application for a new device before a supplement is effective for such change, the application may be suspended.)

- (8) IT IS UNDERSTOOD THAT ALL REPRESENTATIONS IN THIS APPLICATION REGARDING THE COMPONENTS, COMPOSITION, MANUFACTURING METHODS, FACILITIES, CONTROLS, AND LABELING APPLY TO THE DEVICE PRODUCED UNTIL AN EFFECTIVE SUPPLEMENT TO THE APPLICATION PROVIDES FOR A CHANGE OR THE ARTICLE IS NO LONGER A NEW DEVICE.

Very truly yours,

RIFE VIRUS MICROSCOPE INSTITUTE
(Applicant)

Per John F. Crane

Owner


(Indicate authority)

This application must be signed by the applicant or by an authorized attorney, agent, or official.

The data specified under the several numbered heading should be on separate sheets or sets of sheets, suitably identified. The sample of the device, if sent under separate cover, should be addressed to the STATE BOARD OF PUBLIC HEALTH, Bureau of Food and Drug Inspections, and identified on the outside of the shipping package with the name of the applicant and the name of the device as shown on the application.

The applicant will be notified of the date on which his application is filed. An incomplete application, or one which has not been submitted in duplicate, will usually be retained but not filed as an application provided for in Section 26288 of the Pure Drugs Act. The applicant will be notified in what respect his application is incomplete.

ALL APPLICATIONS AND CORRESPONDENCE SHOULD
BE SUBMITTED IN DUPLICATE

(2-20-57) Form F&D-1730

STATE OF CALIFORNIA—HEALTH AND WELFARE AGENCY

EDMUND G. BROWN, Governor

DEPARTMENT OF PUBLIC HEALTH

2151 BERKELEY WAY
BERKELEY 94704



November 17, 1965

Mr. John F. Crane
Rife Virus Microscope Institute
4246 Pepper Drive
San Diego 5, California

Dear Mr. Crane:

Subject: New Device Application -
Frequency Instrument

An initial review has been made of your application dated October 29, 1965 and received by this office on November 4, 1965.

Your application fails to indicate which enclosures are specimens of the labeling and advertisements for such device as set forth under Section 26288 (f) of the Health and Safety Code. Upon receipt of this information, a determination would follow as to whether other requirements of the code section have been met.

Section 26288 (a) of the Code reads as follows:

"Full reports of investigations which have been made to show whether or not such drug or device is safe for use, and whether such drug or device is effective in use;"

In this regard, you are advised that the application and supportive material submitted does not satisfy the above requirement. It is required that full reports of adequate tests by all methods reasonably applicable, including clinical tests by experts qualified by scientific training and experience to evaluate the safety and efficacy of this device accompany this application. Until all the requirements of the code section are met, this application must be considered incomplete.

Very truly yours,

James W. Bell

James W. Bell, Chief
Bureau of Food and Drug Inspections

JWB
gsl:ev

RIFE VIRUS MICROSCOPE INSTITUTE

4245 Pepper Drive, San Diego, California
92105 Zip Code Phone: 261-0278

- E
- L
THERAPY
+ + + + +
- C
- T
- R
- O
- N

Department of Public Health
2151 Berkeley Way
Berkeley, Calif. 94704

Attn: Mr. J.W.Bell, Chief F & D
In re: Letter of 11-17-65

1-20-66

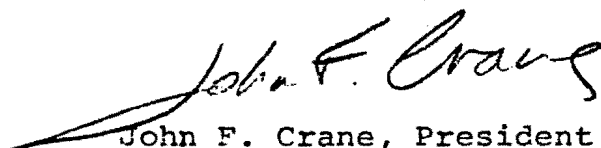
I
N
S
T
R
FREQUENCY
M
E
N
T
S

The enclosures submitted were specimens of the labeling
per Section 26288 (f) of the Health and Safety Code.

The clinical tests mentioned were given as Court evidence
which is a matter of public record duly sworn thereto.

Further evidence of the safety of the device is enclosed
herein in duplicate by Dr. Charles W. Bunner, D.C.

Yours truly,



John F. Crane, President
RIFE VIRUS MICROSCOPE INSTITUTE

JC:j

RIFE VIRUS MICROSCOPE INSTITUTE

4045 Pepper Drive, San Diego, California
92105 Zip Code Phone: 381-0278

I
N
S
T
R
U
M
E
N
T
S

- E
- I
- THERAPY
- 2151
- C
- T
- R
- A
- N

Department of Public Health
2151 Berkeley Way
Berkeley, Calif. 94704

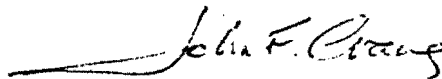
1-24-66

FREQUENCY

Attn: Mr. J.W.Bell, Chief F & D
In re: Letter of 11-17-65

Further evidence of the safety of the device is enclosed
herein in duplicate by Dr. Leslie Drown, D.C.

Yours truly



John F. Crane, President
RIFE VIRUS MICROSCOPE INSTITUTE

JC:j

STATE OF CALIFORNIA—HEALTH AND WELFARE AGENCY

EDMUND G. BROWN, Governor

DEPARTMENT OF PUBLIC HEALTH

1 BERKELEY WAY
BERKELEY 94704



February 10, 1966

Mr. John F. Crane, President
Rife Virus Microscope Institute
4246 Pepper Drive
San Diego, California 92105

Dear Mr. Crane:

Subject: New Device Application -
Frequency Instrument

This is to acknowledge receipt of the statements of Dr. Leslie Drown, D.C. and Dr. Charles W. Bunner, D.C. in regard to the safety of the Rife Frequency Instrument.

We again wish to refer you to Section 26288 (a) of the Health and Safety Code which reads as follows:

"Full reports of investigations which have been made to show whether or not such drug or device is safe for use, and whether such drug or device is effective in use;"

Let me emphasize that this section requires full reports of investigations to determine safety and efficacy. In this regard, the two statements do not satisfy the above requirement.

Very truly yours,

James W. Bell

James W. Bell, Chief
Bureau of Food and Drug Inspections

JWB:ev
cc: Los Angeles

RIFE VIRUS MICROSCOPE INSTITUTE

434- Pepper Drive, San Diego, California
92105 Zip Code Phone: 261-0276

I
N
S
T
R
F
R
E
Q
U
E
N
C
Y
M
E
N
T
S

- E
- L
THERAPY
++++++
- I
- P
- R
- C
- N

Dr. Lester Breslow, M.D.
Director of Public Health
2151 Berkeley Way
Berkeley, Calif. 94704

March 7, 1966

Dear Sir:

We have sent in an application for a new device and have complied with all the requirements. We have received nothing but dereliction of duty from James W. Bell, Chief of Food and Drug Inspections.

Clinical evidence was included along with reports of absolute safety which can no longer be denied. Your departments practice of class discrimination to foreclose free enterprise and to stop the use of Frequency Instruments is a national disgrace as well as a monopolistic practice in depriving the people of this country of their right to live.

If the deprivation of our civil rights continues, there seems to be grounds for Federal grand jury action. We ask that this application be processed and approved without further harrassment and delay.

Let me assure you that the previous phony hearing held here in San Diego does not carry the present consequences.

Sincerely yours,



John F. Crane, President

RIFE VIRUS MICROSCOPE INSTITUTE

cc: Governor Edmund G. Brown
: RVMI Members and Friends
: The International Association of Cancer Victims
And Friends
: Dr. Charles W. Bunner, D.C.

RIFE VIRUS MICROSCOPE INSTITUTE

4246 Pepper Drive, San Diego, California
92105 Zip Code Phone: 281-0278

I
N
S
T
R
U
M
E
N
T
S
F
R
E
Q
U
E
N
C
Y

- E
- L
THERAPY
+++++

- C
- T United States District Court
- R District of Utah
- O Salt Lake City, Utah
- N

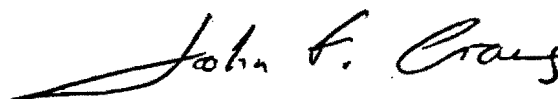
May 6, 1966

Deputy Clerk: Re: C 37-61
United States of America
vs
One Article Device***"Rife Frequency
Instrument"...etc.

Per your letter of July 17, 1961 [Wayne Christoffersen by
Hana Shirata] you state that an order was made for the release
of Exhibit.

Please advise us of the disposition of this \$1000.00 Frequency
Instrument - does the Court still hold it and if it is released
could it be sent to its lawful owner - John F. Crane/?

We understand that this instrument was unlawfully seized from
Dr. George E. Eason, N.D.




John F. Crane, President
RIFE VIRUS MICROSCOPE INSTITUTE

The item in question was released to
W. H. Lightfoot, Resident Inspector,
Food and Drug Administration on June 9, 1961
as per order of the Court. For further information,
please contact the United States Attorneys Office.

Filed in United States District
Court, District of Utah

MAY 9 1966

ANDREW JOHN BRENNAN, Clerk

By: 
Deputy Clerk


Clerk

RIFE VIRUS MICROSCOPE INSTITUTE

4246 Pepper Drive, San Diego, California
92105 Zip Code Phone: 281-0278

- E
- L
THERAPY
++++++
- C
- T
- R
- O
- N


U.S.District Court
District of Utah
Salt Lake City, Utah

May 12, 1966

I
N
S
T
R
F
R
E
Q
U
E
N
C
Y
M
E
N
T
S

Deputy Clerk: Re: C 37-61

You have given us two names (1) W.H.Lightfoot, Resident Inspector, Food and Drug Administration and that of the U.S.Attorneys Office. Would you please send addresses for the two above referenced sources so that we may contact them. Thank you.



John F. Crane, President
RIFE VIRUS MICROSCOPE INSTITUTE

S. Attorney's Office
Room 200 U. S. Courthouse Bldg.
Salt Lake City, Utah

WILLIAM T. THURMAN
UNITED STATES ATTORNEY
200 U. S. POST OFFICE & COURT
HOUSE BLDG.
SALT LAKE CITY, UTAH 84101

Filed in United States District
Court, District of Utah

We are unable to find the address of W. H. Lightfoot, one-time Resident Inspector for the Food and Drug Adm. You might obtain the information you desire from the Food and Drug Adm. Dept. of Health, Education, and Welfare, Rm. 573, New Courthouse Bldg., Denver, Colorado 80202

MAY 13 1966


Clerk



AMERICAN MEDICAL ASSOCIATION

535 NORTH DEARBORN STREET • CHICAGO, ILLINOIS 60610 • PHONE (312) 527-1500 • TWX 910-221-0300

LAW DIVISION

BERNARD D. HIRSH,
Director

DEPARTMENT OF INVESTIGATION

H. DOYL TAYLOR,
Director

September 14, 1967

Miss Ellen L. Adams
2779 A Street
San Diego, California 92102

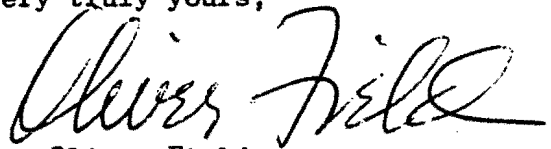
Dear Miss Adams:

This is in reply to your letter of September 6,
asking for information on the "Rife Frequency Instrument."

We attach photocopies of pages from a report of
the Food and Drug Administration, issued in 1962. This
concerned the seizure of a Rife Frequency Instrument in an
action filed in federal court, because it was misrepresented
within the meaning of the federal law.

You will notice reference in the Notice of Judgment
to John E. Marsh. The file contains an indication that Mr.
Marsh was a defendant in the case brought by the State of
California against several individuals, who were convicted
by a jury for attempted grand theft and conspiracy to commit
grand theft, and for conspiracy to violate the Business and
Professions Code of California, prohibiting the practice of
medicine without a license. The conviction was reversed on
the first two counts, but affirmed on the third by the Supreme
Court of California. Involved was the sale of Rife Frequency
Instruments to residents of California, at prices ranging from
\$175 to \$2,000, under the guise of "donations."

Very truly yours,


Oliver Field.



DEDICATED TO THE RIGHT TO LIFE

from the private archive of Jimmie Holman & Paul Dorneanu

Cancer News Journal

Voice of The International Association of Cancer Victims and Friends

World: 1,000,000 Members

Medical Consumer's Union for Medical Freedom

Vol. 2. No. 10

San Diego, California - September, 1967

Price 25¢ Single Copy

An Open Letter...

by Cecile Hoffman

"To have is to owe." Each one of us who has information about humane and adequate treatment for cancer victims and especially terminal cancer victims owes a debt — not only of gratitude to those who have shared this wonderful information with us — but we also owe a debt, a real honest-to-goodness debt, to the nearly fifty million cancer victims in this country who need this message desperately. I needed this message four and one half years ago and through the dedication of Drs. Krebs, Senior and Junior, and men like Dr. N.R. Bouziane of Montreal and Dr. M.W. McDougall of Long Beach, I am alive today. I owe my life to these loved and wonderful people for making Laetrile — that blessed anti-cancer therapy — available to me. It saved my life and I thought every person needing it should have it, so I founded Cancer Victims and Friends so we could share the great news with everybody everywhere. Thousands of cancer victims have received the message and have been helped. But, millions of others have not yet heard that there are humane treatments for cancer. These victims of cancer are grist for the orthodox cancer mill which still "cuts and burns and poisons!" I say: This is a criminal approach to suffering persons. It must be changed.

I believe one million members of I.A.C.V.F. can change the present inhumane procedures. One million members lifting their voices in unison can bring humane and adequate treatment to all cancer victims and especially terminal cancer victims. It all depends on YOU and ME. Our slogan —

"One Million by '71."

Every member will receive (or has received) an envelope with ten colorful invitations to send to neighborhood friends and a CVF Publications discount offer to send to your healthfood or book store and a free "presentation packet" to those who mail to the Association office the names and address of those ten you invite. If you wish an envelope and have not received one, please send a card to request one and it will be mailed to you promptly.

"One Million by '71"

"One Million by '71"


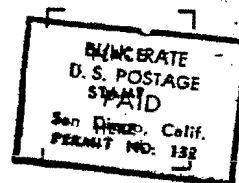
"One Million by '71"

Let's all get busy and see if we can get

"One Million by '71" !!!!!

from the private archive of Jimmie Holman & Paul Dorneanu

THE INTERNATIONAL ASSOCIATION
of
CANCER VICTIMS AND FRIENDS
5525 El Cajon Blvd.
San Diego, California 92115



Return Requested

THE INTERNATIONAL ASSOCIATION
of
CANCER VICTIMS AND FRIENDS, INC.
5525 El Cajon Blvd., San Diego, California 92115

Presents its

TRI - STATE CONVENTION

Speaker
Dr. Ernest T. Krebs, Jr.

Sunday, November 19, 1967
9:00 A.M. to 10:00 P.M.
THE JACK TAR HOTEL
(Special Convention Rates)
San Francisco, California

Guest of Honor
Dr. Ernest T. Krebs, Sr.

HEAR I.A.C.V.F. LEADERS!

- | | |
|--|--|
| * Learn about non-toxic cancer therapies | * Enjoy a delicious luncheon |
| * See healthful exhibits | * Win an outstanding book |
| * Meet "cured" cancer victims | * Have a day of fellowship with wonderful dedicated people |

Registration Fee (lectures only) **\$3.00**
Noon luncheon - banquet **5.50**

Pre-registration fee **\$7.00**
(includes entire program and
banquet at noon)

Save \$1.50 by registering NOW

Send your check or money order TODAY. Deadline for Bargain Rate: Nov. 15.

MEMBERSHIP APPLICATION

\$5.00 PER YEAR PER FAMILY. INCLUDES SUBSCRIPTION TO CANCER NEWS JOURNAL AND OTHER MATERIALS PRODUCED BY THE ASSOCIATION AS THEY APPEAR.

Name _____ Phone _____

Address _____

City _____ Zone _____ State _____

Please mail with check or money order to:
THE INTERNATIONAL ASSOCIATION OF CANCER VICTIMS & FRIENDS, INC.
5525 EL CAJON BLVD., SAN DIEGO, CALIFORNIA 92115

Your donations are deductible

A NON PROFIT TAX EXEMPT ORGANIZATION TO SERVE AND TO SAVE CANCER VICTIMS THROUGH
PREVENTION — NUTRITION — RESEARCH — JUSTICE — CHARITY

RUSSIANS LAUD PANGAMIC ACID VITAMIN B-15

by Betty Lee Morales

"SPUTNIK," or The Russian Digest, a new magazine recently published in English and distributed in all English speaking countries, is a condensation from some 11,000 Soviet newspapers and magazines. From the Russian magazine, MOSKVA, Sputnik (No. 7-1967; Pg. 136) reviews the latest Soviet assessment of Vitamin B15, called by their leading medical scientists "Physicians' New Weapon."

"THE USSR ACADEMY OF SCIENCES Biochemical Institute has developed a method of producing calcium salts of pangamic acid, otherwise known as Vitamin B15. In recent years vitamins of the B-complex have attracted the attention of doctors of all specialties, since they are effective both in curing and preventing disease. Trials of Vitamin B15, the latest addition to the B-complex, have been most promising.

"IN THE SOVIET UNION Vitamin B15 has been used in 20 clinics in treating over 1,000 patients. The biological activity of B15 is still being studied, but it has already been established that it is involved in oxidative processes, regulates fat metabolism, heightens oxygen assimilation by the tissues, stimulates the hypophysis and the central nervous system and acts as a general tonic.

"ACCORDING TO THE RESULTS of clinical studies, Vitamin B15 is 'indicated,' as doctors say, in rheumatic diseases of the heart, coronary insufficiency and stenocardia. In treated patients, stenocardiac pain has diminished or even disappeared completely, short breath has been overcome and the heart rhythm brought back to normal. Vitamin B15 has also been used in treating chronic hepatitis, some skin diseases and alcoholism, and the results are very encouraging.

"IN NATURE, Vitamin B15 is found in seeds and sprouts, the kernel of stones of such fruit as apricots and almonds, and also in liver and brewer's yeast. Calcium pangamate, the new Vitamin B15 preparation, is a white powder of faint odor and bitterish taste which is readily soluble in water; it is not toxic. It is dispensed in tablets." (Unquote)

COMMENT: VITAMIN B15, Pangamic Acid, was discovered by E.T. Krebs, M.D., of San Francisco, Calif., also the discoverer of LAETRILE, (Vitamin B17) the non-toxic cancer therapy. Both were isolated from apricot-kernels, although they appear naturally in more than 1,200 unrefined foods, including all other seeds except citrus seeds. Pangamic Acid (B15) is in four forms - Calcium, Potassium, Magnesium and Sodium, although the Russians are able to produce only the Calcium form to date. Their praise of B15 is under- rather over-stated as Dr. Krebs, as well as many other U.S. doctors, have proved its usefulness in numerous conditions. In liquid form it may be given by injection (i.v., i.m. or sub-c.) and as eye drop called KATALASE it has proved invaluable in many cases of cataract. Orally the dosage ranges from 15 mgs. per day, and it is said that all Russian athletes, as well as workers over 40 years of age, receive B15 routinely. In homes for the aged it is served in salt shakers on every table.

WITH HEART DISEASE the No. 1 killer in the U.S., it is strange that B15 is not available to all as a food supplement, which it is by origin, instead of by prescription only.

TRI-STATE CONVENTION

by Cecile Hoffman

Our first Tri-State Convention (formerly the State Convention) will be held this year in San Francisco, Sunday, November 19, from 9:00 a.m. to 10 p.m. Norman Fritz, Executive Vice-president of our Association, will emcee the program; Lorraine Rosenthal, a Vice-president-in-charge of Publicity and Promotion, is the General Chairman for this event; Betty Lee Morales, lecturer and nutritional specialist, will be the featured speaker for the evening session. Board members will report on I.A.C.V.F. plans and programs for the coming year; Chapter Chairmen from Arizona, California and Washington State, will report on the progress of their groups; and, the high point of our whole convention will be the presentation of Honorary Awards from all of us in the I.A.C.V.F. and with love and appreciation to two great men who are dedicated humanitarians to cancer victims: Dr. Ernst R. Krebs, Senior, and Dr. Ernst T. Krebs, Junior. These Honorary Awards will be the first awards ever granted by your Association. Such awards will be granted now and in the future only to great and distinguished researchers, medical doctors, and to certain selected laymen whose contributions to the I.A.C.V.F. and to the profound goal of adequate and humane treatment for all cancer victims and especially terminal cancer victims may elevate them to a high place in the hearts of their co-workers and in the lives of the cancer victims for whom they have unsparingly dedicated themselves. This solemn - yet joyous - ceremony, will set a new high in the forward advance of your Association.

You will not wish to miss this Convention. Please note also that healthful exhibits will be ready for you, and that several door prizes will be given to lucky holders. The noon banquet will feature Dr. Ernst T. Krebs, Jr. as speaker.

I will be happy to greet you at this exciting event and hope so much you will be planning to attend.

(See last page for further details and prices.)



SUPPORT
YOUR CANCER ORGANIZATION

INTERNATIONAL ASSOCIATION

Cancer Victims and Friends, Inc.

5525 El Cajon Blvd., San Diego, Calif. 92115

On their face, the charges are invalid, regardless of whom they may be directed against because they are presuming that a person has committed fraud before they are arrested. Even since ancient times, fraud has never been presumed, and both of these laws set out a conclusive presumption of fraud. The legislature may not shift the burden of proof to the defendant and that is exactly the force and effect of these laws. In our system, the defendant is innocent until proven guilty beyond a reasonable shadow of doubt; these laws actually deprive a person of a defense and declare a person guilty until proven innocent.

THESE LAWS DESTROY YOUR RIGHTS IN THE FIRST AMENDMENT

To deny a person the right to say that cancer or any other disease can be cured is a violation of your rights to freedom of speech and of the press. The right of the First Amendment was incorporated into the Fourteenth Amendment by Equal Protection of the Law where the abridgement of such freedom is granted equally to all persons. The restriction being a "clear and present" danger test as in the case of Schenck v. United States (295 U.S. 47) at page 52:

NO DANGER FLOWING FROM SPEECH AND BE DEEMED CLEAR AND PRESENT UNLESS THE INCIDENCE OF THE EVIL APPREHENDED IS SO IMMINENT THAT IT MAY BEFALL BEFORE THERE IS OPPORTUNITY FOR FULL DISCUSSION. IF THERE BE TIME TO EXPOSE THROUGH DISCUSSION THE FALSEHOOD AND THE FALACIES, TO AVERT THE EVIL BY THE PROCESSES OF EDUCATION, THE REMEDY TO BE APPLIED IS MORE SPEECH, NOT ENFORCED SILENCE. (See also page 373 and 377.)

To say that cancer can be cured does not constitute danger but implies that someone in great need may be helped. Such a statute is for the purpose of criminal syndicalism and to destroy your civil rights and to deprive you of the liberty which your ancestors fought and died to save for your peace of mind and pursuit of happiness.

The charge sets up unfair competition for those not medical doctors, who by unlawful class discrimination are currently receiving over 10 billion dollars a year for cancer alone. The suppression of any cure by monopoly means is not in the public welfare interest.

The control of cancer is of vital public importance and the suppression of any method, by unconstitutional means and censorship, is not in the nature of progress.

THESE LAWS VIOLATE YOUR CIVIL RIGHTS IN THE FOURTEENTH AMENDMENT

Due Process of Law is defined as law in its regular course of administration through courts of justice. Before any charge be legally made in this instance, the proof of any claim to cure any disease would have to be allowed. But the Court does not allow such proof as it takes the law into its own hands to

administer false charges violating Due Process as false imprisonment is sought at the expense of the public by hired public prosecutors and city attorneys who violate the Health and Safety Code without prior hearings as required by the H & S Code. The public is denied its right thereby to have and receive methods to control cancer and other diseases.

The press, being controlled and censored by the drug trust no longer prints the truth, where the press is now being sued for criminal libel in the federal court. In fact, the press, of late, now prints nothing to keep the public uninformed. Class discrimination to support the drug trade and the medics are constantly praised while berating all other methods. The law does not provide for the control of the prostitution of the press. The press is controlled by its advertisers and the drug trade advertising keeps the press going and so to survive it must print lies in the interests of its advertisers.

LIBERTY OF MAKING CONTRACTS IS DENIED

You are denied your right to advertise or publicly claim a cure for diseases which force the producer and manufacturer out of Free Enterprise. Liberty of Contract is thus denied by this Unconstitutional means. Liberty of Contract was accepted in 1897 by Allegre v. Louisiana, 165 U.S. 578, 589. Herein Liberty of Contract was defined as follows:

THE LIBERTY MENTIONED IN THE FOURTEENTH AMENDMENT MEANS NOT ONLY THE RIGHT OF A CITIZEN TO BE FREE FROM THE MERE PHYSICAL RESTRAINT OF HIS PERSON, AS BY INCARCERATION, BUT THE TERM IS DEEMED TO EMBRACE THE RIGHT OF A CITIZEN TO BE FREE IN THE ENJOYMENT OF ALL HIS FACULTIES; TO BE FREE TO USE THEM IN ALL LAWFUL WAYS; TO LIVE AND WORK WHERE HE WILL; TO EARN HIS LIVELIHOOD BY ANY LAWFUL CALLING; TO PURSUE AND LIVELIHOOD OR AVOCATION, AND FOR THAT PURPOSE TO ENTER INTO ALL CONTRACTS WHICH MAY BE PROPER, NECESSARY AND ESSENTIAL TO HIS CARRYING OUT TO A SUCCESSFUL CONCLUSION THE PURPOSES ABOVE OUTLINED. *By John F. Crane*

Editor-in-Chief Cecile Pollock Hoffman, M.A.

Associate Editor Norman Fritz

Publisher Stuart Goldthwaite

Contributors:

Dr. Charles G.

Schumacher

Dr. Richard Welch

Dr. Ernesto Contreras

Mr. Jim Dean, Editor

Mrs. Charlotte

Straus, N.Y.

Mrs. Gena Larson, Nutrition Specialist

Mrs. Betty Lee Morales, Lecturer, Crusader

Mrs. Lorraine Rosenthal,

Publicity Chairman

Mr. Richard Cotten

Mr. Norman Fritz,

Exec. Vice-President

Mr. Howard Long, NHF & Consultant, IACVF

Dr. Wendell Hendricks

Mrs. Nadine McKay -

New Chapters

Mrs. "Pat" Collar -

Midwest News

Dr. Howard H. Beard

Linda Clark

Kirkpatrick W. Dilling

E. Louis David, England

A person cannot enter into contracts in research or make contracts when the very words he must use are forbidden by criminal statutes in violation of the U.S. Constitution; statutes such as those of the Health & Safety Code cited herein. Any medical doctor claiming a cure for cancer would have to be arrested and jailed by law which violates Liberty of Contract. The law makes no distinction in Class Discrimination in this case. The American Cancer Society continually advertises for the medical doctor day and night and claims that the medic will cure cancer "if he gets to you in time" but not one case of arrests against the employees of officials of the American Cancer Society has been reported as they are immune to the law, Equal Portection of the Law is denied by criminal syndicalism and corrupt presecutors who will not support nor uphold this Unconstitutional law except where members of the American Medical Association are concerned. A person with cancer may be defined as one who has something wrong with his health while a quack may be defined as a person in competition with the American Medical Association who must be destroyed and jailed to foreclose free enterprise. Thus Equal Protection of the law is denied.

Section 26292 of the Health & Safety Code does not apply to a device or drug intended solely for investigational use which applies to all H & S Code sections but the Court and the City Attorney do not take this into consideration where criminal entrapments are desired. Thus in research or investigational use, any advertisement, therefore, is lawful and the use of this charge H & S Code 16186.5 is illegal but unlawfulness does not stop a corrupt city attorney in any town.

THESE LAWS IMPAIR THE OBLIGATIONS OF CONTRACTS VIOLATING ARTICLE ONE, SECTION TEN

The denial of the right to advertise violated Article I, Sec. 10 of the U.S. Constitution which impairs the right to make contracts and is an impairment of the obligations of contracts thereof. This is particularly offensive in research and in the development of a cure for cancer or any other diseases listed on these laws. Under this major statute of the U.S. Constitution, no state may pass any Bill of Attainder, ex post facto law, or law impairing the obligations of contracts such as these Health & Safety Code laws do. Such impairment, by speech and press censorship, is therefore a direct violation of the legislative department which makes the state liable for Constitutional violations and also constitutes a violation of the Anti-trust Act (15 United States Code Section 45) "UNFAIR METHODS OF COMPETITION" and the Sherman Act and also constitutes a violation of the Civil Rights Act Title 42; and particularly in Section 1981 where all persons shall have the same right to make and enforce contracts; in Section 1892 where all persons shall have the right to sell and convey personal property; in Section 1893 where all persons are liable for the deprivation of any civil rights.

"Ex post facto law" means an increase in penalty or which deprives the accused of any substantial right or immunity possessed by him before its passage as to prior offenses. The H & S Codes cited are ex post facto in that they deprive an accused of his substantial rights under the U.S. Constitution.

CALIFORNIA IS "ABOVE THE
LAW" BY
JOHN F. CRANE

The person in question may not have a case under Article I, Sec. 10 but the State is bound by it and the powers to make laws in violation of Article I, Sec. 10 are denied to the states. Thus the H & S Code laws of California, cited herein are "ex post facto" making penalties which deprive a person of his civil rights by impairing the obligations of making contracts where such statutes are prohibited in the first place by the U.S. Constitution. The making of these Unconstitutional laws was done by mistake or by criminal syndicalism to create a monopoly and deprive a person of his right of free speech and a free press.

The Bill of Attainder is defined as a legislative act, directed against a designated person (by class discrimination), pronouncing him guilty of an alleged crime (as in this case where he is guilty until he proves himself innocent by presumptive fraud), and passing sentence of death and attainder upon him: Attainder being the extinction of civil rights.

We do not claim that the death penalty is applied to the accused, but it is applied to the victims of organized medicine as they are driven into insanity and liquidation by radiation, surgery, and drugs by law — by monopoly law — where even the old witch doctors never caused massive internal scar tissue in their activities and were considered much more humane in their "undertakings." The death penalty is thus applied, in cancer alone, to over 350,000 people a year, because by this Unconstitutional H & S Code laws, honest research is barred, progress is barred, and research results are forbidden to be discussed while the "hoods" make off with the loot. This H & S Code law thus deprives a person of his civil rights because the charges are false and denies him the very civil rights that our forefathers fought and died for so that freedom could prevail. Thus in this issue, the state has actually declared war on the people by depriving them of progress and knowledge by vicious censorship for the benefit of a multi-billion dollar monopoly.

EQUAL PROTECTION OF THE LAW IS FORECLOSED

By class discrimination, where one class of persons are made into hundred thousand dollar a year men, the charges deny equal protection of the law as a monopoly is set up on cancer for the medic by outlawing Chiropractors, Research Scientists, Development Engineers, and any person who seeks to aid the cause of a cure for cancer. Thus the protection of the law is UNEQUAL and therefore VOID when the U.S. Constitution is finally upheld. Only your support and dedication to the cause can fight to gain the rights that have been taken away. EQUAL PROTECTION of the law is a right, your birthright, guaranteed by the Fourteenth Amendment but this H & S Code would steal your liberty should you claim there might be help for you in some method of which the "Powers" have not approved.

Equal Protection of the Law means that equal protection and security shall be given to all under like circumstances in his life, his liberty, and his property, and in the pursuit of happiness, and in the exemption from greater burdens and charges that are equally imposed upon all others under like circumstances: and the enforcement of contracts where persons are subjected to NO RESTRICTIONS in the acquisition of property, the enjoyment of personal liberty, and the pursuit of happiness, which do not generally affect other . . . but the H & S Code, by blocking advertising, thus restricts the purchase of property or devices which could permit the pursuit of happiness and the enjoyment of personal liberty where without such devices, there is only suffering and pay-offs, radiation, more suffering and pay-offs, drugs, more suffering and pay-offs, surgery, more handicaps and pay-offs, and then death which takes your right to live away. (For further reading see: State v. Montgomery, 94 Me. 192, 47 A. 165; Sovereign Camp, W.O.W., v. Casados, D.C.N.M., 21 F. Supp. 989, 994.)

Thus the state legislature has taken away your Constitutional Rights in the name of THE PEOPLE OF THE STATE OF CALIFORNIA in what has been cited as treason and liquidation of the people from within my federal lawsuit against this oppression and attack and war on my civil rights which I contend is not the will of the people but, in fact, the disgrace and tyranny of the medical monopoly for the destruction of your life, liberty, and your pursuit of happiness.

It is not too difficult to realize that to walk up to organized medicine and say — there is a cheaper and safer method to control cancer — that organized resistance would soon follow you with criminal entrapments and all the traps and pitfalls already waiting and prepared to enforce a billion dollar monopoly. How many of you would dump 10 billion dollars a year down the drain? That is right — not a single one, and because of this, there may have to be a reversal in thinking by law. We may have to get a law passed that every person will pay off to the medic while healthy and well but no payment will be made when he is sick. This would reverse the entire structure of attack to the problem and bring these epidemics which are now out of control back into reasonable proportions or eliminate them entirely by preventative treatments. In our vicious competition, adequate nutrition is sacrificed. Because of such greed we are now setting up P.T.A.'s for mongoloid children, centers for deformed babies, as it is now fashionable to raise a child that is a vegetable for the rest of his life in a welfare state as the poisonous drugs taken before pregnancy accumulate, and, taken also during pregnancy, create a national disaster.

WHEN YOU FIND AN INTERESTING
ARTICLE ON CANCER

CLIP IT...POP IT
(INTO AN ENVELOPE)

and
ZIP IT to:

Editor
CANCER NEWS JOURNAL
5525 El Cajon Blvd.
San Diego, California 92115

Remember: CLIP! POP! ZIP!

THE CHARGE VIOLATES AMENDMENT THIRTEEN, U.S. CONSTITUTION

Advertisement means that a product is available or will be built by labor. The H & S Code laws deny your right to work and also the right to make contracts to do work as free enterprise is censored. The denial of your right to work and the denial of your right to make contracts, by this evil means, is in direct violation of the 13th Amendment. A conviction, under these H & S Code laws constitutes a denial of due process and causes involuntary servitude or slavery by criminal syndicalism where:

A CRIME CANNOT LAWFULLY BE PREDICATED UPON THE BREACH OF PROMISE TO PERFORM LABOR OR SERVICE, AND AS ALL LAWS * OF ANY *** STATE *** WHICH *** SHALL *** BE MADE TO *** ENFORCE, EITHER DIRECTLY OR INDIRECTLY, THE VOLUNTARY OR INVOLUNTARY SERVICE OR LABOR OF ANY PERSON AS A PEON, IN LIQUIDATION OF ANY DEBT OR OBLIGATION, OR OTHERWISE, ARE DECLARED NULL AND VOID . . .**

Goode v. Nelson, 74 So. 17, 73 Fla. 29;

Thomas v. State, 69 So. 908, 13 Ala. App. 431;

Potts v. Riddle, 63 S.E. 253, 5 Ga. App. 378;

Bailey v. Alabama, 219 U.S. 219;

Taylor v. George, 315 U.S. 25;

Pollock v. Williams, 322 U.S. 4 in which statutes were found to be Unconstitutional by the Supreme Court of the U.S.A.

THE H & S CODE CHARGES ALSO VIOLATE THE FIFTH AMENDMENT

Under the guidelines set down by the Supreme Court of the U.S.A., a warning must be given prior to any utterance or advertisement before his remarks may be used in court against him. Miranda v. Arizona was a case of a felon who was freed and robbery and rape because notice or warning was not given him regarding his remarks prior to his trial that they would be used against him in violation of the 5th Amendment. Malloy v. Hogan, 378 U.S. 1 is a case in regard to Due Process in criminal proceedings and in regard to self-incrimination and coerced confessions:

IN 1964 "THE PROTECTION OF THE FIFTH AMENDMENT'S PRIVILEGE AGAINST SELF-INCRIMINATION" WAS ABSORBED INTO THE DUE PROCESS CLAUSE OF THE 14th AMENDMENT WITH THE RESULT THAT "THE RIGHT OF A PERSON TO REMAIN SILENT UNLESS HE CHOOSES TO SPEAK IN THE UNFETTERED EXERCISE OF HIS OWN WILL, AND TO SUFFER NO PENALTY, * FOR SUCH SILENCE" IS PROTECTED IN A STATE INQUIRY BY STANDARDS NO LESS STRINGENT THAN ARE APPLICABLE TO A COMPARABLE FEDERAL PROCEEDING.**

Thus merely to claim that cancer can be helped by a doctor is subject to this Unconstitutional Unlawful H & S Code charge of exponents of the medical monopoly. However, in

this case of the writer, no warning was ever received by the writer, but a complaint was signed by C.M. Duggie under penalty of perjury, where the said Drug Agent was not present and whose treason specialty is bugging people's conversations. But illegal bugging is now a felony, and if the said Duggie admits the bugging, he faces prison terms up to 14 years under the U.S. Code. This act was alleged to have been committed in an officers' planning conference at the U.S. Grant Hotel in San Diego in 1965, but not one of the officers nor members there have seen the drug agent, Duggie, at the meeting, so his perjury is presently showing. The conference was one of The International Association of Cancer Victims and Friends, a closed meeting.

THE U.S. GOVERNMENT PRINTED A CURE FOR CANCER

This criminal entrapment is cited as Unconstitutional and impairs the future of an electronic method to cure cancer which was published by the highest authority in the United States as effective against cancer, tuberculosis, strep, staph and leprosy, and a host of other diseases which was investigated and written by Medical Doctor and his Staff in the annual report of the Smithsonian Institution that under Rife's Universal Microscope it was positively accomplished and verified. The Smithsonian Institution's purpose in Washington, D.C. is to disseminate all scientific knowledge and Information to the public and is headed by the President of the United States and the 2nd in authority is the Chief Justice of the Supreme Court. The federal lawsuit by the writer is to secure your right to have and receive the benefits of Electron Therapy with Rife's Frequency Instruments.

THE H & S CODE VIOLATES THE PENAL CODE OF CALIFORNIA, SECTION SIX

The Penal Code is an act of the People and Section 6 states:

NO ACT OR OMISSION, COMMENCED AFTER TWELVE O' CLOCK NOON OF THE DAY ON WHICH THIS CODE TAKES EFFECT AS A LAW, IS CRIMINAL OR PUNISHABLE, EXCEPT AS PRESCRIBED OR AUTHORIZED BY THIS CODE . . . (dated 1872) OR BY SOME OF THE STATUTES, WHICH IS SPECIFIES AS CONTINUING IN FORCE AND AS NOT AFFECTED BY ITS PROVISIONS . . .

A Cambridge University professor, we read in Rodale's Health Bulletin, says that the indiscriminate use of insecticides may be partly responsible for "the moral deterioration which is said to be affecting Britain and the world at large." Pesticides accumulate in such organs as the brain, he says.

We submit that H & S Codes, herein cited, were not in force in 1872, and are unlawful and Unconstitutional, and are prohibited by this mandate of the People and therefore are NULL and VOID. And that this state has tried and convicted thousands of persons illegally under acts which are not in the Penal Code but under every code dreamed up under the sun by the puppets of the monopolies whose only desire has been to destroy free enterprise, to destroy progress, and to destroy scientific achievements in medical areas. The Business and Professions Code and other codes are currently being illegally passed and illegally signed inot law in direct violation of the Penal Code and the mandate of the People to steal their civil rights and Constitutional Rights of Federal Law. Because of these reasons, it is prayed that the U.S. District Court will declare these Unconstitutional H & S Codes - NULL and VOID.



Wanted: 1,000,000 Members

DIRECTORY

International Office - 582-8165

Cecile Pollock Hoffman, B.A., M.A., D.E., Founder
Hours: 8 A.M. to 5 P.M. Monday - Friday

New Chapters

Nadine McKay, Vice President in Charge
633 Missouri
San Diego, California - 488-8478

Cancer Service League Books

Althea Noel, President
5525 El Cajon Blvd.
San Diego, Calif. 92115 - 582-8165 or 297-2692

Cancer Book House

Lorraine Rosenthal, In Charge
2043 N. Berendo, Los Angeles - 663-7801

Metro-Phoenix Chapter

Freda Harmon, Chairman - 947-6462
6749 E. Vernon Ave., Scottsdale, Ariz. 85257

Tucson Chapter

Charles W. Herbert, In Charge - 297-0345
376 S. Stone Ave., Tucson, Ariz. 85701

Chicago Chapter (Being formed)

Mr. William J. Samuels, In Charge
Mr. Paul E. Smay - 282-7961
6245 N. LaCrosse Ave., Chicago, Ill. 60646

Seattle Chapter

Mr. Milton A. Niedfelt, In Charge - EA 3-8655
Mr. Stuart K. Nielsen, Attorney
116 N. 136th St., Seattle, Wash. 98133

Legal Counsel - 745-2322

David B. Walker, Atty-at-law
P.O. Box 1827, Escondido, Calif. 92025



Dr. Farias was born in Guadalajara, Jalisco, Mexico, the 19th of December in 1914. He started his Primary Studies in the same city of Guadalajara, with the Maristas Brothers, continuing later on in Laredo, Texas, with the Religious Ursulinas. From Laredo, Texas, he went to Mexico City to live, where he made his High School and Bachelorship in the "Frances Morelos" Catholic School of the Maristar Brothers.

In the year of 1935 he entered the Universidad Nacional de Mexico to study the career of Medical Surgeon, having presented his professional exam in 1942. On November 6th of the same year, he was unanimously approved (vote of the jury), obtaining his Title of Medical Surgeon. He was always interested in Oncology and Gynecology, having taken various courses of Post Graduate. In 1946 he was designated Assistant Professor of the Universidad Autonoma de Mexico, where he had the class of Clinical Propadeutic Surgery for three consecutive years, having to leave it afterwards because of too many other interests. In 1947, he was designated Chief Medical Director of Cia. Distribuidora Westinghouse de Mexico, that later becoming Industria Electrica de Mexico, with over three thousand employees, whose medical admission examinations were his responsibility, first alone, and later with the help of four other Doctors who were designated as his assistants.

Later on in 1949 to 1953 he made intensive study in the Universidad Autonoma de Mexico, in the Cancerology Unit; at that time, it was in the General Hospital. In 1953, he started his Biochemical Investigations for the Treatment of Cancer, being helped by Dr. Juan Nicolini. In 1956, he was named Medical Director of the Nicolini Clinic that was established in Rosarito, Baja California, Mexico, for Investigation and Treatment of Cancer.

Dr. Nicolini died at the end of 1956, and the clinic under his name was closed. From then until now, Dr. Farias has dedicated all his time exclusively to the Investigation and Treatment of Cancer by the different Biochemical Methods that had existed already and the new ones that have lately been discovered.

He has a long experience in the use and application of Laetrile, Koch, Nicolini, Rodakina, and Krebiozen; or combining them for the purpose of gaining the best results.

Dr. Farias has written a monograph (50¢) on the Nicolini Therapy, which is available from your Cancer Book House, 2043 N. Berendo, Los Angeles, 90027, or from Cancer Service League Books, 5525 El Cajon Blvd., San Diego, Calif. 92115. Ask for Theory and Method of the Nicolini's Treatment by Dr. Xavier Farias

Medical Consumers Union for Medical Freedom

The Cozy Corner... for Gourmets

ENTREES

by Gena Larson

Meat, fish or fowl are not used at the beginning of any therapy. Sometimes, they are permitted after six weeks, if well-tolerated and digestive enzymes are taken with each meal to insure their digestion and assimilation. White meat of fish or fowl is usually permitted first. Then, if these are accepted well, veal may be added after a month or two. Be sure that all meats and fowl are organically produced, and that fish is fresh with no preservatives. No commercial meats should be used at any time!

Charcoal broiling or smoking of meat or fish is not advised, but meats, etc., may be broiled in your broiler, provided the pan underneath contains water to prevent the fat from charring or spattering and the temperature is kept low. (See Adelle Davis' cookbook, LET'S COOK IT RIGHT for complete directions for meat cookery at low temperature.)

SAVORY OVEN-FRIED CHICKEN

1 — 3 lb. Broiler-Fryer, cut in serving pieces
Halves of three lemons (or 3 Tbs. cider vinegar)

Pull skin back to rub chicken on all sides, squeezing to release the juice. Replace skin and brush outside with oil to which you have added 1 Tbs. Bronner's Boullion. Cover and refrigerate for three hours or longer.

Forty minutes before serving time, oil broiler pan — no rack — place chicken in pan and brush with oil again, and sprinkle with herbed seasoning such as Yerba Encanta or broil about 7 inches from the heat until lightly brown (about 30 minutes). Turn and broil about 20 minutes longer. Brush occasionally with oil or butter. Turn off oven and keep in pan until served.



IN MEMORIAM

Our Association has gratefully received memorial donations this past month to honor the memory of:

*Viola V. Samuels
Dandy Martinez
Mrs. Jean Frost
Mr. Howard Lane*

*Marcella S. Sherburn
Diane Sherburn
Mr. Clements
Leo Young*

(Acknowledgements have been sent to the bereaved families with our most sincere sympathy.)

BOOK REVIEW

by Cecile Hoffman

Rebecca Beard, **EVERYMAN'S GOAL**, Berrybrooke Press, Wells, Vermont, 1951.

Some of my most admired and respected friends have criticized my inclusion in our beautiful **CANCER NEWS JOURNAL** of testimonies of divine healing. This criticism may well be justified, since I also present articles extolling various therapies and approaches, all non-toxic and beneficial, of course, to the management of the problem of cancer. It is evident to me that there are MANY non-harmful and effective therapies for cancer, and I am profoundly grateful to the one — Laetrile — oh, yes! — and nutrition, too — which saved my life. Nevertheless, I bow low in acknowledging every humane and effective treatment for cancer victims and especially terminal cancer victims, realizing that although man may devise and apply scientific formulae, yet it is God's grace and God's healing power which leads the victim to wholeness and health.

The book about which I am reporting was written by a medical doctor, so we cannot say our author lacks a scientific or medical background. Quite the contrary! As E. Weaver Johnson, M.D., Rebecca Beard "practiced medicine for twenty years until she recognized the tremendous influence that thoughts and emotions have upon the physical body. Her medical experience and research led her to the conviction that thoughts and emotions are largely responsible for many illnesses." On this basis, I probed into my own experience as a cancer victim — mastectomy, oophorectomy, and finally nowhere to turn — and I came to the inescapable conclusion that my acute unresolved conflicts and inner turmoil over a period of years probably were the subtle nagging spurs to my "downfall."

Because I do not wish to risk further alienation of my treasured scientific friends, I will restrict my review of this beautifully inspirational book to the one chapter entitled, "Tumor and Cancer" (p. 97).

All "cancers are tumors, but not all tumors are cancers" for a cancer is a malignant growth and other growths are called "benign." A benign tumor is made of the same kind of cells as the tissue in which it is found, and there are as "many kinds of tumors as there are different tissues of the body." (p. 97). When the adult cells of a certain part suddenly begin a wild and lawless growth, we have a glandular tumor if made up of gland cells, bone tumor if made up of bone cells, and so forth. Says Dr. Beard: "Benign tumors seem to occur most frequently in those tissues where tension is prolonged, and the circulation consequently interfered with. In tissues where the blood cannot flow with its usual rhythm and the waste cannot be completely removed, it accumulates." When tension is relieved and anxiety and worry lessened, "the body has been known to eliminate that which is foreign to it." (p. 99). When conditions in a person's life make it possible for the body to right itself, it may do just that, she says.

Dr. Kurt Teutsch (you may remember his fine article, "Emotions and Cancer" (C.N.J. - December, 1965) suggested that emotions may indeed trigger a malignancy. As a result of Dr. Teutsch's address to our State Convention that year, I went to him for a week of counseling, which I felt was very bene-

ficial. Now, reinforcing this idea of the impact of the emotions on health, Dr. R. Rebecca Beard says: (p. 101), "The more highly malignant growths are activated by the more highly malignant feelings and thoughts." The true malignant tumors are "made up of cells which are to be found only in the embryo — the growing body of the baby in the womb. No one in the scientific world has been able satisfactorily to determine why these embryonic cells suddenly appear in a body that is completed and matured."

Dr. R. Beard explains the primitive round cells which when appearing as a malignant growth are called sarcoma, the fastest-growing form of cancer, and the carcinoma composed of cylindrical cells. "The cancer cells travel along the blood vessels and the glands and metastasize — that is, begin new growths at distant points." (p. 102).

A most searching paragraph reads: (p. 102) "Our question in psychomatics becomes a query as to why a body that is fully grown to maturity should suddenly begin to try to build another body within itself . . . What is the body trying to do?" Dr. Rebecca quotes Dr. George Crile, saying that perhaps "there was a form of frustration to which the body responded with an attempt to build again!" She suggests that "Frustration in any creative field might give the impetus to this type of growth; a thwarted urge to express in music, art, or poetry, or any frustration of a deep desire to accomplish some specific thing in life." Some vivid illustrations bring out her thesis with conviction, indicating the intense need of an individual for love and fulfillment.

One woman who was healed of a cancer declared that she was healed because she cleared her mind and heart of negative thoughts (p. 108).

Regardless of your reaction to this chapter on "Tumors and Cancer" in this thoughtful book, it may well pay each one of us to do a bit of self-examining to discover if perhaps in our mad race toward material achievements we perhaps have missed altogether the life-giving substance which Dr. Rebecca Beard suggests is truly Everyman's Goal.

You may order this book from . . .

CANCER BOOK HOUSE

2043 N. Berendo

Los Angeles, California 90027

CANCER SERVICE LEAGUE BOOKS

5525 El Cajon Blvd.

San Diego, California 92115

P.S. A member of our Association sent me this book, sharply suggesting that I might well be wrong in my statement that "I truly believe a cancer victim must always be vigilant for as long as he lives." Let me repeat, however, that I believe a reprieve from terminal cancer is not an invitation to self-indulgence, but is an invitation to learn to love life and to learn life's immutable laws of love.

The new Cancer Law makes medical quackery a felony which means that "quacks" face a ten-year sentence in California.

Cancer Book House

2043 N. Berendo Street
Los Angeles, California 90027
Phone 663-7801

Currently available cancer publications. Order Today!

1. Bailey, Herbert, *A Matter of Life or Death* (The Incredible Story of Krebiozen) - 60¢.
2. Baldos, Julian, *Koch Catalytic Agents* - \$3.00.
3. Beard, Howard, Ph.D., *A New Approach to the Conquest of Cancer, Rheumatic and Heart Diseases* - \$1.95.
4. Beard, Howard, Ph.D., *The Anthrone Test* - 25¢.
5. Beard, Howard, Ph.D., *A New Approach to the Etiology, Diagnosis, Treatment, and Prevention of some of the Degenerative Diseases including Therapeutic Biochemistry* - \$5.00.
6. Beard, Howard, Ph.D., *Report of Findings and Recommendations of the California Cancer Advisory Council* - The Diagnosis of Cancer with the Anthrone Test - \$1.00.
7. Blender Queen, *Blender Recipe Booklet* - \$3.00. (special)
8. Blond, Kaspar, M.D., *The Liver and Cancer* - \$8.00.
9. Brown, Arlin, *March of Truth on Cancer* - 50¢.
10. Brandt, Johanna, *The Grape Cure* - 95¢.
11. Carson, Rachel, *Silent Spring* - 75¢ pb.
12. Carter, Richard, *The Doctor Business* - \$1.85 pb.
13. Chesney, W., M.D., *Inhuman Medical Experiments on Humans and Pets* - \$1.25.
14. Clark, Linda, *Get Well Naturally* (Has a chapter on Cancer.) - \$5.95.
15. Davis, Adelle, *Let's Get Well* (Has one chapter on Cancer and Nutrition) - \$4.50.
16. Dean, Jim, *The Laetrile Story* - 10¢.
17. Delaney, Hon., *Congressional Record - Chemical Additives Can Cause Cancer* - 10¢.
18. Dezso, Emery, *The Sixteen Unorthodox Cancer Treatments Story* - 50¢ pb.
19. Farias, Xavier, M.D., *Theory and Method of the Nicolini's Treatment* - 25¢ pb.
20. Fitzgerald, Benedict, *Congressional Record - The Fitzgerald Report* - 10¢.
21. Frederick, Carlton, Ph.D., *Nutrition, Your Key to Good Health* - 95¢.
22. Fritz, Norman, *Letter to the Legislature* - 25¢ pb.
23. Gerson, Max, M.D., *A Cancer Therapy* - \$6.95.
24. Haught, S.J., *Has Dr. Max Gerson a True Cancer Cure?* - 60¢ pb.
25. Health Research, *Is Cancer Curable?* (A collection of reprints) - \$2.50.
26. Hoffman, Cecile, *Keynote Speeches July 1967 Convention* - 25¢ pb.
27. Hoffman, Cecile, *Peoples' Cancer Handbook* - \$1.00 pb.
28. Hueper, Wilhelm, *Carcinogens in the Human Environment* - \$1.00.
29. Hunter Beatrice, *The Natural Foods Cookbook* - 95¢ pb.
30. Int. Ass'n. of Cancer Victims and Friends, *Cancer News Journal* - 25¢.
31. Kittler, Glenn D., *Laetrile Control* - \$4.95.
32. Kirschner, H.E., M.D., *Live Food Juices* - \$2.00 pb.
33. Koch, William, M.D., *The Functional Carbonyl Group in Pathogenesis and its Reversal* - 50¢ pb.
34. Koch, William, M.D., *The Survival Factor in Neoplastic & Viral Diseases* - \$12.00.
35. LaLeche League, Int., *Breast Feeding and Breast Cancer* - 10¢.

36. LaLeche League, Int., The Womanly Art of Breastfeeding - \$2.50 pb.
37. Larson, Gena, Fundamentals in Foods - \$1.00 pb.
38. Lawrence, Malcolm, Cancer and the Medical Research Business - 25¢.
39. Longwood, William, The Poisons in Your Food - 95¢ pb.
40. Morill, Sibley, Laetrile and B15 Picture Story - 25¢.
41. Natenberg, Maurice, The Cancer Blackout - \$1.49.
42. National Health Federation, What's in the Hoxsey Treatment - 15¢.
43. Natural Food Associates, Food and Cancer - 15¢.
44. Page, Melvin, D.D.S., Health vs. Diseases - \$5.00.
45. Stearn, Jess, Edgar Cayce The Sleeping Prophet - \$4.95.
46. Stefanson, Vihljalmar, Cancer: Disease of Civilization - \$3.95.
47. Suggested Detoxification Diet - 25¢.
48. Tallian, Laura, Pesticide Jungle - \$1.50.
49. Taylor, Renee, How to Enjoy a Longer Life - \$1.00 pb.
50. Taylor, Renee, Hunza Health Secrets - 60¢ pb.
51. Tobe, John H., Enzymes, the Spark of Life - \$2.50 pb.
52. Wade, Carlson, Helping Your Health with Enzymes - \$5.95.
53. Wahl, Albert, M.D., A Least Common Denominator in Antibiotics - \$2.00.
54. Wahl, Dr., The Birth of a Science - \$5.00.
55. Welch, Richard, M.D., New Hope for Cancer Victims - 25¢.
56. Williams, Roger J., Ph.D., Biochemical Individuality - \$1.95.

On all orders by mail include 25¢ per order (on books) - 10¢ per order (on reprints) - or as indicated by size of order. Add 5% sales tax (California residents).

Gentlemen: Please send me the following books:

1. _____
2. _____
3. _____
4. _____

Enclosed is my check for \$ _____ (For literature, tax and postage)

Name _____

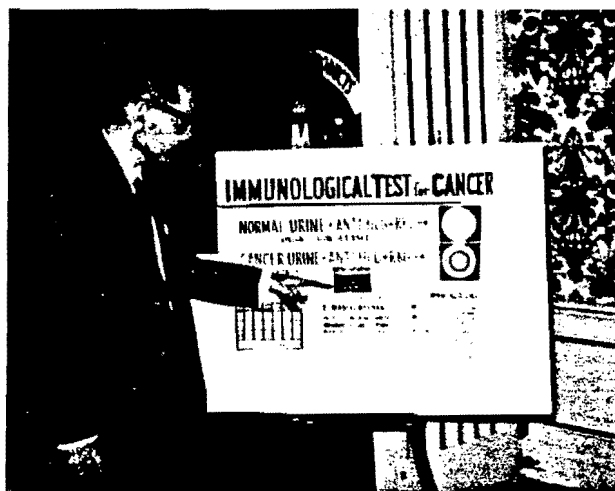
Address _____ City _____ Zip _____

CANCER BOOK HOUSE
2043 N. Berendo Street Ph. 663-7801
Los Angeles, California 90027

CANCER SERVICE LEAGUE BOOKS
5525 El Cajon Blvd.
San Diego, California 92115
Phone: 582-8265

SALVAGING CANCER VICTIMS*

Manuel D. Navarro, M.D., F.P.C.P.



Associate Professor, Faculty of Medicine and Surgery, University of Santo Thomas, Manila, Philippines.

The American Cancer Society¹ reported in 1963, that 285,365 died of cancer in the United States, 290,000 in 1964, 295,000 in 1965, and an estimated 300,000 in 1966. Of the estimated 570,000 new cancer cases detected in 1966, aside from the old cases, how many of them will die in 1967? The answer, of course is "G.O.K." — God Only Knows.

Mitsuo Segi et al², citing available mortality rates of 24 countries (overall population: 592,433,879) in 1960-1961, reported the staggering total of 6,334 cancer deaths per 100,000 population or a little over 37.5 million (Table 1).

Again, the ACS estimated that of every 6 persons who get cancer today, two will be saved and four will die. No. 1 and 2 will be saved, while No. 3 will die but might have been saved had the proper treatment been given on time. Nos. 4, 5, and 6 will die of cancer which cannot yet be controlled. Only the results of research can save these patients, meaning that about half of those who get cancer could and should be saved — by early diagnosis and prompt treatment.

What are now used to carry out this aim of achieving early diagnosis, so that prompt treatment may be given?

There are the "Pap" smear test and the different forms of biopsies with which you are all familiar: they are used for many types of cancer so long as specimens are obtainable for microscopic examinations. The use of the proctoscope for colon-rectum cancers may discover early growths in these parts of the lower segment of the intestinal tract. Other forms of 'scopic examinations have their specific uses, like the bronchoscope, gastroscope, cystoscope and the peritoneoscope. Self-examination of the breast may lead to the discovery of unsuspected breast cancers, while the programs for increasing cancer awareness may bring the individual who may have an unsuspected cancer much earlier to the physician or surgeon than heretofore. Lastly, radiography has its role.

A new method for the early detection of cancer is the immunological test for the demonstration of human chorionic gonadotrophin (HCG). The presence of this hormone in the urine is accepted as a diagnostic sign for trophoblastic tumors. Our researches have given evidence that all types of cancer are trophoblastic in nature. Only after proper understanding of the trophoblastic thesis of cancer on which the test is based may one appreciate how more cancer victims may be salvaged by this new method through early detection.

The immunological test, was introduced in 1963 at the University of Santo Tomas Charity Hospital for the early detection of cancer.^{3,4,5} A cancer case was detected as early as two years, — that is, he was found excreting HCG as early as two years before the final diagnosis of fibrosarcoma was established on his fourth hospital admission. This test has also been found extremely useful for detecting recurrences or incomplete extirpation of malignant growths not detectable by most present methods of detection. The earliest a fibrosarcoma was predicted to recur was fifteen months before the re-appearance of the tumor.

With this method, the writer has been able to detect cancer 100% in 389 cases; of these, we detected 22 which were missed by biopsy. Of 389 patients suffering from various ailments, such as ascariasis, schistosomiasis, hernis, influenza, tuberculosis, cirrhosis, viral hepatitis, etc., we detected 62 excreting HCG and presumed them suffering from cancer. Of these, sixty were confirmed at the operating or autopsy tables⁶ as having or dying of cancer.

This immunological test for HCG is based on the principle of inhibition of an antigen-antibody reaction. The technique is similar to the pregnancy test of Wide-Gemzell.⁷ Thus, if with this test, a male patient should be found "pregnant," it may mean a malignant growth is present in his body and its localization may be done by a process of clinical correlation.

TECHNIQUE

1. Add 0.1 ml of urine to the anti-HCG serum.
2. Next, add 0.4 ml of sheep red cells sensitized to HCG.
3. Shake the tube containing the reactants for one minute. Place in a special rack provided with a mirror at the bottom, so that the ring, if subsequently formed, may be easily read.
4. If after one hour, no ring is still visible, shake the tube again for a minute, taking care not to spill the contents. Set aside again for another two hours.
5. Read the tube by detecting the presence of a reddish ring at the bottom of the tube. (Ring Parameters measured: Time to form, color intensity, width, centrality and forms.)

Interpretation:

If a ring has formed in two hours, this is the evidence that HCG is present in the urine. The individual — if a male — is suffering from cancer, if the following precautions have been taken: not to use urine containing blood or albumin (over 100mg%), nor urine obtained from a male following an erotic stimulation; glasswares used must not be washed with soap or other detergents.

If the patient is a female, make certain that pregnancy is absent as these two conditions — Malignancy and preg-

*Read at the 4th Annual Conference of the International Association of Cancer Victims and Friends, Inc., Los Angeles, Calif. July 7-9, 1967.

TABLE I

MORTALITY RATES OF 24 COUNTRIES
ALL SITES PER 100,000 POPULATION

COUNTRY	MALE	FEMALE	TOTAL
1. Austria	193 (1)	134 (3)	327
Scotland	188 (2)	126 (5)	314
2. Chile	156 (12)	145 (1)	301
4. Denmark	157 (11)	140 (2)	297
5. Finland	187 (3)	110 (14)	297
6. Belgium	169 (5)	122 (6)	291
7. Germany (FR)	163 (8)	126 (4)	289
8. England & Wales	175 (4)	113 (10)	288
9. Union So. Africa	165 (7)	117 (8)	282
10. Netherlands	160 (10)	119 (7)	279
11. Switzerland	162 (9)	113 (11)	275
12. France	168 (6)	105 (19)	273
13. North Ireland	147 (13)	109 (16)	256
14. United States	141 (14)	107 (18)	248
15. Canada	137 (16)	110 (13)	247
16. New Zealand	136 (17)	108 (17)	244
17. Ireland	133 (19)	109 (15)	242
18. Sweden	128 (21)	112 (12)	240
19. Italy	139 (15)	98 (21)	237
20. Israel	121 (23)	115 (9)	236
21. Japan	135 (18)	96 (23)	231
22. Australia	133 (20)	96 (22)	229
23. Norway	125 (22)	103 (20)	228
24. Portugal	104 (24)	79 (24)	183
GRAND TOTAL			6,334
			(592,433,879)

1960-1961: or 37,514,614 cancer victims.

nancy — both give the same positive reaction and cannot be differentiated from each other. The appearance of a ring after two or more hours would mean that the titer of the hormone is very low and there is therefore need for concentrating it. This is done by acidifying the urine with acetic acid and adding four times its volume of acetone to precipitate with HCG. Stir well and allow the precipitate to settle down. Dissolve the precipitate in 1 ml of distilled water and centrifuge; use the supernatant liquid for the test.

In the absence of a centrifuge, filtration would work just as well.

By the above method of concentrating the HCG in the urine, a positive test was obtained in a patient two weeks after his tumor (fibrosarcoma) was extirpated. A prediction was made that it would recur. True enough, the recurrence was noted fifteen months later on the patient's second admission to the hospital. A drop of the unconcentrated urine at this time was positive to the test while the biopsy done at about the same time was reported by the pathologist as "chronic inflammation." A week later, a frozen section of the growth disclosed, microscopically, a fibrosarcomatous process confirming therefore the usefulness of the HCG immuno-assay for cancer detection or screening.

Several patients from among 54 whose tumors or lymph nodes were biopsied and reported as benign growths while the urine showed HCG excretion already present are cited to demonstrate the value of this immuno-assay test for HCG as a screening test for malignancy. Whenever the biopsy differed from the HCG test, confirmation of the presence of malignancy in the patients was obtained at the operating or autopsy tables.

DETECTED HCG—EXCRETING CASES WITH
NEGATIVE BIOPSIES

1. T.M., F., 54, No. 67363 was suffering from hydrothorax left. HCG was +. "PAP" smears of the pleural fluids taken at various intervals of 1 week, 1 month and 41 days were negative for cancer cells; only many benign mesothelial cells and lymphocytes were found. The sputum was negative for acid fast bacilli and cancer cells. Consequently, tonics were given her and she improved up to the time of her discharge. On her re-admission a month later, she lived only a week and at the autopsy, the left lung presented an "oat-cell" type of carcinoma. This was my very first test case, which became the subject of a clinico-pathological conference.
2. M.R., 52, No. 33656, had a breast tumor. Her urine showed HCG was + on 11/29 and 12/18/65. Pathologist B reported "fibroadenoma," a benign tumor, for the 12/6/65 biopsy of the tumor. Pathologist P found no cancer cells in the secretion taken from the tumor on 12/22/65; and pathologist F reported "chronic fibrocystic disease" for the 1/12/66 biopsy of the tumor at another site. She was operated upon and the disto-pathological report was "infiltrating ductal carcinoma."
3. P.F., F., 46, No. 49799, suffered from generalized lymphadenopathies. A biopsy of a cervical gland was reported, "hyperplasia, non-specific"; HCG was positive in the urine on 3/18/67. Biopsies of two other sites on 3/30/67 gave the true picture of "Hodgkin's disease."
4. D.M., M., 53, No. 83560 suffered from colicky pains, weight loss and had two hypogastric masses. HCG was positive on 2/1/59. Inguinal node biopsy on 2/12/59 was reported "Reaction hyperplasia," while a Scalene node biopsy showed "no evidence of malignant lymphoma or metastases." Laparotomy and the microscopic examination revealed a widespread "reticulum" cell sarcomatous process. Review of the slides of the two biopsies were negative for "reticulum" cell sarcoma.
5. R.U., F., 67, No. 45734 was deeply jaundiced and the liver was enlarged. Liver biopsy on 8/30/66 was reported "viral hepatitis." HCG was positive on 9/4/66 and on second admission (1/18/67) the HCG was much more positive. Laparotomy on 1/23/67 revealed a carcinomatous process in the head of the pancreas; there were no stones in the gall bladder.
6. L.M., M., 66, No. 23137 had a "movable" spleen for which he sought admission. Radiography revealed an extragastric mass; HCG was positive on 6/2, 4/64 and 7/6/64; he was discharged, and then re-admitted on 10/16/64 with the same complaints.
(No. 32780); HCG was positive on 11/1/65 on his third admission. Laparotomy revealed an extra-gastric mass which was described as a "cyst with areas of old hemorrhage and calcification," the histological diagnosis was "neurofibroma." On 11/17/65, HCG was still +. On 10/19/66 he was re-admitted for the fourth time (No. 44427). HCG was positive on 11/2/66. Operation done was for the extirpation of the mass measuring 1.5 x 1 inches. Histological diagnosis: "Fibrosarcoma, left rectus muscle." On 12/17/66, HCG was still positive. Signs of the presence of an intro-abdominal tumor were noted.

it is my feeling that cancer victims may have better chances of being salvaged with the use of this immuno-assay for HCG in conjunction with present-day methods such as the X-ray, etc.

A group of investigators who has used the immuno-assay for HCG and found it useful for detecting malignancy is the Bergen University team of Jensen and Stoa.⁸ These Norwegians may not have been aware of the trophoblastic thesis of cancer, but they certainly have made use of the test for detecting cancer of the lungs.

The distribution of the cancers of the patients I have found excreting HCG is seen in Figure 1. Table II shows the different types of malignancies in which the tests for HCG were positive. These malignancies ranged from the carcinomas to the sarcomas as well as the leukemias.

One of the many patients who benefited from this immuno-assay is cited hereunder:

C.G., F., 36, was operated for cancer of the breast and three months later ovaries were removed. In 1960, she was referred to me for the test for HCG. It was positive (+), but since she was feeling fine, she was placed under observation. Twice that year her urine was positive for HCG. But in May, 1961, the urine became more positive. X-ray examination of the chest revealed the 8th and 9th ribs of the right side were being destroyed by the cancer process detected as early as 1 year before. She was first placed under thio-tepa therapy to which she reacted poorly, — she felt uneasy, dizzy and suffered from nausea and headache after each injection. So the drug was suspended. The X-ray examination showed the ribs were

LOCAL DISTRIBUTION OF CANCER FOUND EXCRETING C.G.H. CASES: 1,563

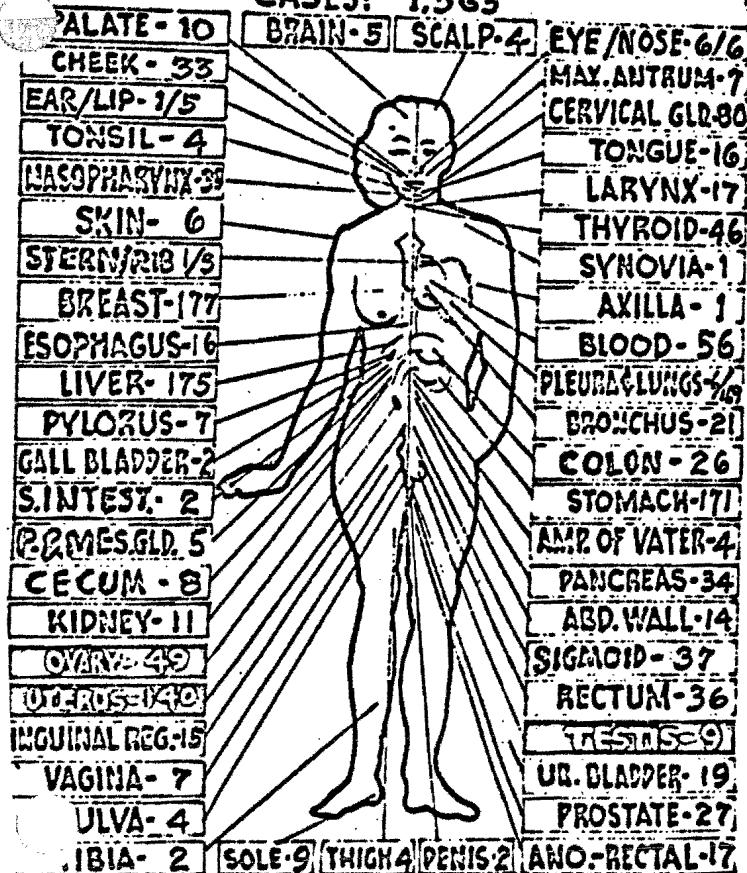


TABLE II

HISTOLOGICAL TYPES OF MALIGNANCIES FOUND EXCRETING HCG

CARCINOMAS

1. Adenocarcinoma
2. Mucinous Adenocarcinoma
3. Epidermoid carcinoma
4. Undifferentiated carcinoma
5. Small & Giant cell carcinoma
6. Basal cell carcinoma
7. Terato-carcinoma
8. Chorio-carcinoma
9. Chorio-epithelioma
10. Transitional cell carcinoma
11. Scirrhus carcinoma
12. Ductal cell carcinoma
13. Comedo-carcinoma
14. "Oat-cell" carcinoma
15. Papillary adeno-carcinoma
16. Liver cell carcinoma

SARCOMAS

1. Lymphosarcoma
2. Reticulum cell sarcoma
3. Lipo-sarcoma
4. Fibro-sarcoma
5. Rhabdomyosarcoma
6. Melano-sarcoma
7. Osteo-sarcoma
8. Synovial sarcoma
9. Cystosarcoma phylloides

OTHERS

10. Hodgkin's disease
11. Lympho-epithelioma
12. Paget's Disease (breast)
13. Teratoma
14. Hypernephroma
15. Nephroblastoma (wilms)
16. Seminoma

LEUKEMIA

1. Lymphocytic
2. Myelogenous
3. Monocytic

still eroded and unhealed when Laetrile was administered at a dose of 1 gm intramuscularly every other day. Her improvement was remarkable: her pains have disappeared and the appetite increased. After six months on this regimen, radiography showed the ribs were completely healed. Her urine tests showed the HCG was becoming less positive and finally negative. A maintenance dose of 1-gram was injected fortnightly, and eight months later, the therapy was discontinued.

She came back regularly to the Philippine Cancer Society Clinic for check-ups. Whenever her urine showed HCG was present, Laetrile therapy was resumed. She is living in perfect "salvaged" health up to now.⁹ Her case is an example of how I endeavour to salvage cancer victims by availing of a test for the early detection of recurrences of the cancerous process by the simple demonstration of the presence of HCG in the urine and the use of Laetrile for chemotherapy (See Chest X-Rays.).

On the other hand, here is a case of a female patient, suffering from a melano-sarcoma on the sole of the foot and whose tumor regressed for a while with Laetrile therapy, but she did not come regularly for treatment even though the immuno-assay for HCG was persistently positive. She died six months later. For such kind of patients who find it difficult to come for check-up and treatment the use of Oratrile could help in no small measure in salvaging cancer victims.

Should a healthy individual desire to take the test and find that the immuno-assay for HCG is positive, the test should be checked and re-checked for its true positivity by seeing to it that there is no blood or albumin in the urine, or soap has been used for washing the glasswares. If after taking all these precautions, the test should still be positive, the individual should not dilly-dally on receiving chemotherapy. A chemotherapeutic agent of the physician's choice should then be administered. There are many such drugs in the market but the majority of them have side-effects, one of which is the depression of the bone marrow which would cause anemia, characterized by the

following constitutional symptoms of marked paleness, faintness, dizziness, easy fatigability and general debility; bleeding may follow. However, the judicious use of these drugs have lessened the dangers from these side-effects.

My drug of choice for the therapy of HCG positive cases whether they have the actual signs of cancer or not, is Laetrile.¹⁰ It does not cause bone marrow depression so that it may be given for any length of time. It is specific for the destruction of the cancer cells, relieves pain, has an antiseptic action, causes an improvement of the appetite and gives the cancer sufferer that ray of hope which in itself is sufficient to enable the patient to live so long as he or she has not yet reached the point of no return — that stage of the disease when the functions of the organs involved in the cancerous process fall way below the minimum requirement of the body. Incidentally, as adjuvant therapy, I use pancreatic enzymes tablets and detoxication diet.

An excellent example of the salvaging effects of Laetrile, if I may cite her case, is in the person of our mutual friend, Mrs. Cecile P. Hoffman who at our suggestion went to Montreal to undergo Laetrile therapy in May 1963. She availed herself of the advantages of the test for HCG (done in private laboratories) and the healing effects of Laetrile. Look at her now!

May I close with this plea: "Let's salvage more cancer victims through early detection and with the chemotherapeutic agent of one's choice, "so that these cancer victims may enjoy to the utmost life and its responsibilities and that they may have beautiful sunsets of happy memories — as beautiful as the sunsets often seen across Manila Bay.

REFERENCES

- American Cancer Society: 1966 Cancer Facts and Figures, p. 3.
2. Segi, M. et al: Cancer Mortality for Selected Sites, No. 3, Tohoku University Medical School, Japan, 1964.
3. Navarro, M.D., Navarro, R.P., Ansaldo, F.E., Ramos, E.L., and Fojas, F.R.: The Practical Applications of the Trophoblastic Tissue of Cancer; ACTA Manilana, 1:47-61, August, 1965. (Submitted to UST Research Contest Committee, Dec. 23, 1963.)
4. Navarro, M.D.: A Screening Test for Any Type of Malignancy, Scientific Program, Philippine Medical Association 58th Annual Convention, Davao City, May 19-22, 1965, p. 17. Abstract submitted, Jan. 31, 1965; J. Phil. Med. Assoc. 41:837-843, Dec., 1965.
5. Navarro, M.D. and Navarro, R.P.: Early Cancer Detection: Sto. Tomas J. Med.: 21:187-199, May-June, 1966.
6. Navarro, M.D.: Immunological Test for Cancer; Sto. Tomas J. of Med.: 21:360-366 Nov.-Dec., 1966.
7. Wide, L. and Gimzell, C.A.: An Immunological Pregnancy Test, Acta endocrinol. 35:261, 1960.
8. Jensen, V. and Stoa, K.F.: "Uspecifikk" Immunologisk choriogonadotropin - reaksjon i urinen fra pasienter med maligne skyddommer? Lungwead, Houkeland Sykeh; Bergen Nord. Med. 1965 73/18 (433-437).
9. Navarro, M.D.: Laetrile Therapy in Cancer, ACTA, Union Internationale Contre le Cancer, XX: No. 1-2, pp. 392-394, 1964.
10. Navarro, M.D.: Five Years Experience with Laetrile (nitroside) Therapy in Advanced Cancer. Phil. J. Cancer, 1:289-307 (Oct. - Dec.) 1957; and ACTA, Un. Int. Cont. Cancrum XVbis No. 1, 209-211, 1959.



IVY CANCER LEAGUES

by Cecile Hoffman

From Walter Cole, President of the Ivy Cancer League No. 132 at Littlerock, California, we receive a message which will interest us all:

"I am sorry to report to you that we have failed in our efforts to present both sides of the orthodox and unorthodox cancer therapies. The American Cancer Society has refused our invitation to speak to our group. Many people in this valley have given generously to the A.C.S. for years. We feel that their refusal to speak to our interested group is denying us the important facts that we desperately need to help us make the correct decision when cancer strikes a friend or our family.

(The letter written in answer to the A.C.S. by President Walter Cole and Secretary Treasa Winslow will be published in the Ivy Cancer News and sent to many parts of the world. You will receive a copy as soon as it comes off the press.)"

We were delighted to have these dedicated wonderful people as hosts at the Ivy Cancer League Booth at our Convention at the Ambassador Hotel in Los Angeles. Their bulletin tells us that 107 people signed their mailing list at our Fourth Annual Cancer Victims and Friends Conference held July 7, 8 and 9. If someone reading this note wishes to receive latest information on Dr. A.C. Ivy's cancer research, I suggest you write Mr. Walter Cole, Ivy Cancer League No. 132, P.O. Box 372, Littlerock, California 93543 or Mrs. Catherine Manning, Exec. Sec., Ivy Cancer Research Foundation, 622 West Diversey Parkway, Suite 404A, Chicago, Illinois, 60614.

Join

**The International Association
of
Cancer Victims and Friends, Inc.**
4742 63rd Street, San Diego, Calif.

IS THE POT CALLING THE KETTLE BLACK?

From Rodales Health Bulletin, Sept. 2, 1967

CANCER SOCIETY TERMS CHIROPRACTIC HAZARDOUS TO CANCER VICTIMS

The American Cancer Society has accused chiropractic of being a health hazard in cancer cases. The Society's executive committee has released a statement saying, "Chiropractic is not based on a sound scientific medical approach to cancer and has no place in the diagnosis or treatment of cancer. Because early diagnosis and proper treatment of cancer are vital in the saving of lives and the diminution of suffering from cancer, the use of chiropractic in the diagnosis or treatment of persons afflicted with cancer represents a health hazard."



INTERNATIONAL ASSOCIATION Cancer Victims & Friends, Inc.

Dedicated to the Right to Life

To:

- Comfort stricken victims.
- Learn about "Modern Therapy"
- Protect your right to Life.
- Promote Humane and Adequate Treatment.
- Support the Independent Researcher
- Restore your Doctor's right to use his own judgment.

☐ I wish to become a regular member of the International Association of Cancer Victims and Friends and am enclosing dues for one year (5.00).

☐ I wish to become an active member of the International Association of Cancer Victims and Friends and organize

- a Study Unit
- a City Chapter
- a State Organization.

Please send me information and materials.

☐ I wish to become a sustaining member and am enclosing my gift of \$..... as membership dues for the current year.

NAME

ADDRESS

5525 El Cajon Blvd., San Diego, Calif. 92115



Wanted: 1,000,000 Members



Beverly Reimer, wife of Dr. Wm. G. Reimer of Boise, Idaho wearing the beautiful prize drawing of July Convention which was donated by Isobel Fritz.



Letters To The Editor

Dear Mrs. Hoffman,

Thank you for the packet. Enclosed please find a check for one year's membership. We are very interested in Laetrile and would appreciate it very much if you would tell us how to go about getting the treatments and also if possible how much the treatments are. My husband has had all the Cobalt treatments he can stand, in fact, too much, as it burned a hole in his esophagus so he has the added danger of pneumonia to contend with if food spills into his lungs from this. He had a Tracheostomy in April and a Gastrostomy in May. His tumor is located where they cannot operate (it is in his trachea) so our only hope is drugs to make it regress. He also had the mustard treatments at the time of his Cobalt treatments and cannot tolerate any more of them, as it made his white count go down so low he almost died from that. Right now he is taking Methotrexate 3 times a week and so far has been able to tolerate this. Two weeks ago his red blood count had gone down so he is taking Incremin which we hope will help this.

We will certainly appreciate any help you can give us.

(Name withheld by request.)

Medical Consumers Union

for

Medical Freedom

Memorials

MANY OF OUR FRIENDS HAVE HONORED THE MEMORY OF DEAR ONES AND FAMILY MEMBERS WITH A TRIBUTE THAT SERVES THE LIVING. MEMORIAL GIFTS TO THE INTERNATIONAL ASSOCIATION OF CANCER VICTIMS AND FRIENDS ARE USED TO COMFORT, TO INFORM, AND TO PROMOTE ADEQUATE AND HUMANE TREATMENT FOR ALL CANCER VICTIMS AND ESPECIALLY TERMINAL CANCER VICTIMS.

YOUR CONTRIBUTIONS HAVE ENDURING VALUE. THEY INSURE THE CONTINUATION OF VIGOROUS PROGRAMS TO GIVE A UNITED VOICE TO THE MEDICAL CONSUMER IN THE AREA OF CANCER; TO SUPPORT AND GIVE RECOGNITION TO INDEPENDENT CANCER RESEARCH; AND TO PROVIDE UNDERSTANDABLE AND APPLICABLE INFORMATION BOTH TO THE LAITY AND TO THE PROFESSIONS.

GIFTS ARE ALSO GIVEN IN APPRECIATION FOR BOOKS, SERVICES, AND INFORMATION MADE POSSIBLE THROUGH THE ASSOCIATION'S DEDICATION TO THE RIGHT TO LIFE IN THE AREA OF CANCER.

AN ACKNOWLEDGMENT WILL BE SENT AS YOU DIRECT. AND IT WILL, OF COURSE, GIVE YOUR NAME AND THE PURPOSE OF YOUR GIFT. YOU, AS DONOR, WILL BE SENT AN OFFICIAL RECEIPT FOR YOUR TAX-EXEMPT CONTRIBUTION.

YOUR NEW CANCER ASSOCIATION — TO SERVE AND TO SAVE CANCER VICTIMS THROUGH PREVENTION - NUTRITION - RESEARCH - JUSTICE - CHARITY IS —

The International Association of Cancer Victims & Friends, Inc.

5525 El Cajon Blvd.

San Diego, California 92115

In Memory of _____

I enclose contribution of \$ _____

Please send acknowledgment to: _____

Name _____

Address _____

City _____

State _____

From: (Donor's Name) _____

Address _____



Seen at the California State Fair in Sacramento, Sept. 1967: Dr. Ray Parker (D.C.) and Meghan Taylor. Mrs. Taylor plans to start a Sacramento Chapter.

I.A.C.V.F. had an Educational Booth at the California State Fair in Sacramento. Mrs. Lorraine Rosenthal was in charge.

RADIATION ALONE IN BREAST CANCER

Results with surgery in advanced cases of breast cancer are so poor that surgeons, as well as radiologists, are advising radiation alone—especially the use of cobalt 60. Dr. Eleanor D. Montague of the M. D. Anderson Hospital and Tumor Institute, Houston, Tex., told a Boston meeting she would not go so far as to prescribe radiation alone for all stages of breast cancer, but Dr. Oliver Cope of the Harvard Medical School does. He has abandoned all surgery except biopsy, the examination of tissue.

Credo

WE DEDICATE OURSELVES TO:
THE RIGHT TO LIFE.

WE PROMISE

1. TO COMFORT...

2. TO INFORM...

3. TO PROMOTE...

HUMANE AND ADEQUATE TREATMENT FOR ALL
CANCER VICTIMS AND ESPECIALLY TERMINAL CANCER VICTIMS.

WE DEDICATE OURSELVES TO THE RIGHT TO
LIFE AND TO HUMAN FREEDOM.

Weekenders with write-up of Lestrile and Pangamic Acid (B15) complete with pictures available . . . 25c. Write today to IACVF Books — 5525 El Cajon Blvd., San Diego, Calif. 92115 or Cancer Book House, 2043 N. Berendo, Los Angeles.

"CLIPPINGS"

THE PHILADELPHIA INQUIRER
Sunday Morning, July 23, 1967

Dispute Stirred

Patients Flock To Resort for 'Cancer Cure'

By DONALD C. DRAKE

Of The Inquirer Staff

SALZBURG, Austria, July 22.

— A "cancer cure" resort sprung up in a vacation town near here only three months ago and already the word has spread to dying cancer patients in the United States.

Clutching for straws, several Americans have attempted to gain admission to the resort-like center noted for its health-giving mineral springs even though the facility has come under strong attack by the Bavarian Medical Association (BMA).

The BMA has gone to court in an attempt to close the facility but it remains open pending an inquiry by the State Attorney.

WAITING LIST

Dr. Willy Reichstein, who has led the attack as an official of the BMA in Munich, said that on three separate occasions Americans have called the U. S. Consulate in Munich inquiring about the treatment.

He said he also understood that some Americans were on the waiting list for admission.

The circumstances surrounding the facility and the drug CH-23 used there is surprisingly similar to that of Krebiozen and the Rand Vaccine, two drugs of dubious value that were blocked by separate U. S. court actions.

NAME EXPLAINED

CH-23 was discovered, manufactured and promoted by two Bulgarian brothers—Prodan and Dr. Christo Christoff.

The CH in the drug's name stands for Christoff and the 23 marks the 1923 birthday of one of the brothers, Dr. Reichstein said.

Dr. Christoff doesn't have a degree in medicine. It's a Ph.D. in economics, the BMA official said.

Moving around in Europe, the Christoff brothers started in Bulgaria, traveled on to Austria and arrived in Germany last April.

NEAR BERCHTESGADEN

They set up operations in an old mansion in the health resort center of Bad Reichenhall between here and Munich.

Bad Reichenhall is in the Bavarian Alps, not far from Hitler's Berchtesgaden.

Though the 45-bed "hospital" has been open only a couple of months, it has already accumulated a waiting list numbering 2000.

Aside from comfortable accommodations and a pleasant view of the countryside, the hospital offers treatment consisting of being infused with a pint or so of CH-23.

Dr. Reichstein said he doesn't know what CH-23 is composed of because the Christoff brothers have refused to divulge its formula or provide material for test.

Part of CH-23's publicity has involved a photograph of a terminal patient working around in her garden that appeared in the picture magazine "Neue Revue."

The publicity was questioned on the grounds that the woman was already dead by the time the picture came out in the magazine.

EXHIBITS FOR CASE NO. 21542

Clerk, UNITED STATES COURT OF APPEALS
For the Ninth Circuit
Los Angeles, California

In re: CRANE, et al, vs. STATE, et al.

EXHIBIT A: Letter dated 9-14-67 from American Medical

Association suppressing Frequency Instruments with USA
Food & Drug Publication showing how United States of
America, without Search & Seizure Warrants, seized a
Frequency Instrument in Salt Lake City, sued the device
and after a coerced confession, claims ownership, for
the drug monopoly in treason and UNFAIR COMPETITION for
which the United States is being sued herein.

EXHIBIT B: Affidavit from ANNIE LAURIE HARRIS in regard to

FRAUD AND GRAND THEFT of the criminal conspiracy of the
People of the State of California and the American Medical
Association, the American Cancer Society, et al which
shows how the people are being robbed blind with worthless
radiation, poisoness drugs, and scientific trickery where
such methods make people WORSE, not better. Such drugs,
prescribed narcotics, and pills are causing the birth of
10,000 babies of deformed and mongoloid lifelong handicaps
which serve only to enrich the "HEALTH SWINDLERS", daily.

EXHIBIT C: Complaint for Declaratory Judgment and its

Amendment One in a case now before the U.S.District Court
No. 67-169-K proving the criminal entrapment of unlawful
Unconstitutional statutes such as B & P 2141 and H & S
26286.5 causing CRIMINAL JUDICIAL PROCESS, UNFAIR COMPETITION
AND PEONAGE, in Plaintiff's instant case.

1 EXHIBIT D: The proof of UNFAIR COMPETITION is given where
2 copyrighted instructions were sold as part of a research
3 program to qualify the instruments as required by the Public
4 Health Departments. The instruments were loaned for the
5 training and investigational use effort and were not sold
6 as fraudulently claimed by the People of the State of Calif.
7 This proof is: "INSTRUCTIONS FOR THE USE OF THE RIFE
8 FREQUENCY INSTRUMENT" Copyright Class A No. 479618 (1960).
9 The Department of Public Health refused to hold a hearing
10 and, in treason, barred the sales of Frequency Instruments.

11 EXHIBIT E: Criminal Libel, published by the American Medical
12 Association, is shown in their continuing publications of
13 this nature - See Family Circle, November 1967, sold at
14 grocery stores trying to destroy all electronic devices while
15 the REAL POISON DRUG THREAT AND MENACE is ignored! This is
16 indedd real treason against the people by brain-washing.
17 The biggest hoax is IMMUNIZATION which poisoness drugs
18 actually set the stage for deformed and monogoloid births
19 and is the MOST WORTHLESS LIABILITY that has been dumped
20 upon the American People by police state medicine - forcing
21 infections and physical handicaps on children and people of
22 all ages where ELECTRON THERAPY is far more effective and
23 safer and cheaper to use. There is no further need for this
24 dangerous practice after Electron Therapy was perfected.
25 See page 101 of Family Circle. Also included are "HEALTH
26 QUACKERY, CHIROPRACTIC: THE UNSCIENTIFIC CULT, MECHANICAL
27 QUACKERY, IMMUNIZATION, DID YOU KNOW THAT?, THE MERCHANTS
28 OF MENACE, FACTS ON QUACKS, HEALTH EDUCATION MATERIALS (AMA).

1 EXHIBIT F: Criminal Libel published by Life Magazine dba
2 Time, Inc. to support the cause of drug addiction and drug
3 poisoning and radiation. See particularly pages 72b through
4 page 83. Letter to Henry Luce included which was answered
5 saying they were too busy to comply.

6 EXHIBIT G: Scientific torture of human and animal vivisection
7 conducted and published by the California Anti-vivisection
8 Society to expose so-called medical scientific research.
9 Proof that Serums increase the death rate when used.
10 California Anti-Vivisection Society, 533 Bryson Bldg.,
11 Los Angeles, Calif. "WHAT IS VIVISECTION?" (4 pages). See
12 Report: "Archives of Internal Medicine" published by the
13 American Medical Association on this saddistic curiosity.

14 EXHIBIT H: Criminal Advertising as defined by B & P Code
15 2141.5 of California advertising a cure for cancer in the
16 continual monopolistic support of the AMA and its control.
17 False hopes, like this, are continually being published
18 in an attempt to brainwash the public into the idea that
19 drugs may help in an expose' which states, by class
20 discrimination how the public has been defrauded of 27
21 million dollars over the past 3 years and where over 250
22 million dollars have been thrown down the drain of insanity
23 testing 250,000 drugs which show no effect at all! While
24 they fight Electron Therapy which works! Sheer insanity!
25 This treason is the most gigantic fraud ever devised.
26 See: THE BREAKTHROUGH LEUKEMIA EXPERTS HOPE FOR" by A.C.
27 Williams, President, American Cancer Society, page 41, 114,
28 November issue, 1967 of WOMAN'S DAY sold in grocery stores.

1 EXHIBIT I: Criminal Fraud published by Copley and his
2 papers in treason against the welfare of the people.
3 Of the many editions printed, this is from the Evening
4 Tribune, November 19, 1960 - front page headlines.

5 EXHIBIT J: Criminal Fraud published by Department of
6 Public Health where 4 prominent laboratories by
7 California Professional Registered Engineers gave
8 evidence, after examination and consultation, that the
9 Frequency Instrument was safe to use but this Merrill and
10 Puppet Board - ruled and wrote just the opposite to
11 support the drug monopoly in total treason against the
12 public welfare. Of the many lies printed, the issue that
13 Rife took no part in his research at VII page 4 is pre-
14 meditated treason and further at XIV page 5 that no
15 scientific publications were not published or submitted
16 which is false. Many articles were published: One in
17 Mayo Clinic by Dr. E.C. Rosenow, M.D. Head of Research and
18 Bacteriology; Arthur I. Kendall, Professor of Bacteriology
19 and a Member of National Board of Medical Examiners, Ph.D,
20 at Northwestern University Medical School. See "FINDINGS OF
21 FACT" - 9/12/58 by Malcolm H. Merrill, Dir. of Pub. Health.

22 EXHIBIT K: Note the criminal conspiracy and particularly at
23 page 52-53 showing the shakedown by the AMA and the Better
24 Business Bureaus as published by Morris Beale and revised
25 by Dr. Rev. Adolphus Hohensee, M.D., N.D., D.C. with Dr.
26 Hohensee's letter and my letter to Clerk of 12-16-64. The
27 article is "THE MEDICAL MONOPOLY". For further data see
28 "THE DRUG STORY" by Morris A. Bealle, 1950.

1 EXHIBIT L: Criminal Libel published by J.B.Askew, Department
2 of Public Health of California from: SAN DIEGO'S HEALTH, Vol.
3 8 No. 11, November 1960, "QUACK MACHINES SEIZED" as the grand
4 theft of the state was bragged about; and "QUACK HUCKSTERS
5 FLOURISH" as the American Medical Association warning is
6 spued out in Vol. 9 No. 2.

7 EXHIBIT M: The drug menace is exposed in UNITE OR PERISH, a
8 convention action letter, and, THE PESTICIDE JUNGLE by
9 Laura Tallian, a school teacher who lost 6000 dollars worth
10 of bees by corrupt state spraying against the right to life.

11 EXHIBIT N: The Smithsonian Institution of the USA published
12 in SMITHSONIAN REPORT FOR 1944, publication No. 3781 of the
13 U.S.Government Printing Office that the Universal Microscope
14 from the Rife Research Laboratory has shown that with Rife's
15 instruments of an electronic application, that cancer and
16 other incurable virus and bacteria have been observed to
17 succumb; this IS THE MAJOR CANCER BREAKTHROUGH! It was also
18 (the same identical article by R.E.Seidel,M.D.) published in
19 The JOURNAL OF THE FRANKLIN INSTITUTE, Vol 237, No. 2
20 entitled,"THE NEW MICROSCOPES". Another publication is
21 a reprint from CALIFORNIA AND WESTERN MEDICINE, December 1931
22 Vol. 35 No. 6, 450 Sutter St., San Francisco by Dr. A.I.
23 Kendall and R.R.Rife, "OBSERVATIONS ON BACILLUS TYPHOSUS IN
24 ITS FILTERABLE STATE"

25 EXHIBIT O: The proof of the perjury of Mary Alice Plain and
26 offering perjured indictments and warrants by the District
27 Attorney at page 95 of CR 02414, Reporter's Transcript,
28 San Diego County Grand Jury, AMA Howard Ball, Foreman.

1 The District Attorney examined her, knew her charges were
2 false, and then feloniously issued the warrants anyway.

3 EXHIBIT P: PROOF THAT THE COURT RECEIVED STOLEN PROPERTY at
4 page 54 of CR-2414 in collusion with the District Attorney
5 with criminal intent after hearing the law which forbids
6 such criminal action by any Court in the United States in
7 direct violation of the CONSTITUTION OF THE UNITED STATES.

8 EXHIBIT Q: PROOF THAT THE CALIFORNIA DISTRICT COURT OF APPEAL
9 will not uphold the laws of the state of the CONSTITUTION
10 of the UNITED STATES. This is criminal judicial process
11 where state sues instruments that cannot reply to get
12 court orders to destroy private property. Pure treason.
13 "Motion to Strike This Fraud on the Court"; Notice to
14 wrong party for Respondent's Brief; Notice to Appellant
15 of fee racket for a DOUBLE FILING FEE; Appellant's Opening
16 Brief; Request for Default Judgment; Notice of failure to
17 File Respondents' Brief. After being in default, Respondent
18 wrongfully made motion to dismiss which was granted in a
19 kangaroo court without notice to Appellant and fraudulently
20 throwing the case and his possibility for appeal behind his
21 back, out. This is typical California injustice & corruption.
22 A letter was sent to the State Supreme Court requesting the
23 status which was, by trickery, held by the clerk until one DAY
24 after their time had expired and then Notice was sent that
25 the "appeal" could no longer be filed. See Sullivan's letter
26 dated October 17 and Oct. 26, 1967.

27 EXHIBIT R: After the Illegal Search and Seizure of my

1 After Illegal Search and Seizure of my Frequency Instrument
2 in Salt Lake City, this unlawful court action followed where
3 the instrument was sued and coerced confession was falsely
4 obtained to take ownership of my private property! Exhibit
5 shows court records thereof. (Seized from Dr. Eason,N.D.).

6 EXHIBIT S: PROOF THAT LIFE LAB INC WAS A SECRET FACILITY OF
7 Sixth United States Army, John F. Crane, Security Officer.

8 EXHIBIT T: PROOF OF THE CRIMINAL ENTRAPMENT OF DR. CHAPMAN,M.D.
9 D.O., D.C. by criminal judicial process by his wife.

10 EXHIBIT U: "BIRTH DEFECTS SEEN IN LDS LAB TESTS" proving
11 that all drugs are accumulative and harming future generations;
12 Letter from Damon Runyon professing ignorance of Allied
13 Industries; (Oct. 23, 1967); Contract with Dr. Jeppson,M.D.
14 who was reported to have committed suicide over being
15 forced by the AMA to give up his tests with the Frequency
16 Instrument; a advertisement of Fishbein's books of the AMA
17 which is a felony in B & P Code 2141.5.; Letters to Damon
18 Runyon Memorial Fund in denial of grants.

19 EXHIBIT V: Criminal Entrapment of City of San Diego and
20 Betty Lou Seaman of American Cancer Society alias Nel Wills
21 and C.M,Duggie, Drug Agent of Calif.; Letter from American
22 Cancer Society denying funds to expose a cure for cancer
23 and for the first time - a positive diagnosis with Rife
24 Virus Microscopes; San Diego Independent and Better
25 Business Bureau teams up in "BEWARE-OF-CANCER QUACK CURES".
26 Feb. 16, 1961 just before my trial to brainwash the public,
27 with Grant Leake, Calif. Drug Agent and Grand Theft Artist;
28 Cancer Group is ~~Quizzed~~ on Finances", Evening Tribune 6-30-67.

1 Warrant for arrest mailed by the City of San Diego; case has
2 been postponed until January 1968; Affidavit of Alias as
3 Penal Code Violation; Agreement for O.R. Release restricted
4 to County of San Diego as a prisoner of the City of San Diego -
5 Destroying right of freedom after the judge made a Not Guilty
6 plea where Crane refused to plead to an Unconstitutional
7 charge; Letter of City Attorney trying to set trial date
8 ahead for harrassment; (dated 3-1-67); Motion to Strike on,
9 M-41999; Affidavit of John F. Crane dated 7-9-66; Affidavit
10 of Norman Fritz; criminal entrapment letter of American Cancer
11 Society's Betty Lou Seaman dated 6-24-66 and another dated
12 6-8-66-, which combined with Duggies perjured warrant
13 [[complaint]] who was not there, completes their attack.

14 EXHIBIT X: Pious Fraud where a man was cured of cancer and
15 the data was suppressed from LaMar Williams, Mormon Church,
16 dated 9-5-58; letter showing suppression of AMA by Major
17 P. Garff dated May 6, 1958; Rife MACHINE THERAPY EVALUATION
18 by AMA Dr. R.P. Stafford, M.D. dated 11-12-57; and by R.P.
19 Stafford, M.D., dated 1-20-61 which was refused by trial
20 court in Superior Court of San Diego.

21 EXHIBIT Y: Early letters from Milbank Johnson, M.D. to Rife:
22 dated: 2-12-34; 2-19-34; 6-18-35; 10-8-35; 2-17-36;

23 EXHIBIT Z: A CHALLENGE FOR THE ELIMINATION OF PATHOGENIC
24 VIRUS AND BACTERIA for research grant refused by HEW and
25 American Cancer Society which proves that their only
26 purpose in cancer research is to defraud the people of
27 millions of dollars. Respectfully submitted,

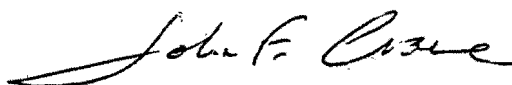
28 DATED: November 3, 1967.

-8-


JOHN F. CRANE

1 EXHIBIT Z Continued: Also refused by Damon Runyon Fund sued herein.
2 Copy of Constitution of RIFE VIRUS MICROSCOPE INSTITUTE. Copy of
3 Contracts signed by persons taking a loan of instrument to conduct
4 lawful investigational use. Copy of "CORRUPTION IN THE AMERICAN
5 MEDICAL ASSOCIATION by M.H.Robinson,M.D. "Court finds corruption"
6 in COURT ENDS HEARING ON MEDI-CAL from San Diego Union, 11-2-67
7 where doctors are robbing the public blind and denying Chiropractors
8 and others their right to the loot. Facts from CHIROPRACTIC HEALTH
9 BULLETIN of Dr. C.H.Bunner,D.C.; Two Photo Albums showing FRAUD ON
10 THE COURT where the Trade Association, The American Medical Ass'n.
11 has destroyed such research to seal UNFAIR COMPETITION in nefarious
12 name calling, OVERT~~S~~ ACTS OF TREASON, and tyranny. From the Newspaper
13 SUN-WORK-SHBP see: A.M.A. EXPOSED, A.M.A. POISON PEDLERS Have you
14 had your chemically pure poison for today? ALL DRUGS ARE POISON
15 TO THE HUMAN SYSTEM AND SHOULD BE BANNED BY LAW. The efficacy of
16 the Frequency Instrument is not in issue; the INVASION OF PRIVACY,
17 THE EXPOSURE OF TRADE SECRETS, THE U.S.CONSTITUTIONAL VIOLATIONS,
18 AND THE TAKING OF THE LAW INTO THEIR OWN HANDS IS IN ISSUE AS THE
19 SCREAMS OF QUACKERY BY THE A.M.A. EMIT TO CREATE A DRUG MONOPOLY,
20 DESTROY ALL OTHER RESEARCH, AND DENY THE RIGHT TO CONDUCT ALL
21 OTHER RESEARCH. This is the real treason and criminal judicial
22 process.

23 SUBMITTED BY

24 

25 JOHN F. CRANE

26 ATTORNEY OF RECORD

27 DATED: November 3, 1967

CASE NO. 21542

ASSIGNMENT OF INVENTION OF
UNIVERSAL MICROSCOPE, OPTICAL AND ELECTRONIC SYSTEMS

WHEREAS, I, ROYAL R. RIFE, a resident of San Diego County, California, have invented a certain new and useful microscope, for which I am about to make application for letters patent of the United States; and

WHEREAS, JOHN F. CRANE, a resident of San Diego County, California, is desirous of acquiring an interest in said invention and in the letters patent to be obtained therefor;

NOW, THEREFORE, IN CONSIDERATION of the sum of Five Hundred Dollars (\$500.00), receipt of which is acknowledged, Royal R. Rife hereby sells, assigns and transfers to John F. Crane the full and exclusive right to the said invention, including all working models of said invention which have not previously been sold, possession of which is acknowledged to be with John F. Crane. I further assign my right to the application for a patent and in and to any and all continuations, divisions and renewals thereof, and in and to any and all United States Letters Patent granted thereon and in and to any and all reissues and extensions thereof as well as all Letters Patent and applications therefor in any foreign country, and I do hereby authorize and request the Commissioner of Patents to issue the said letters patent to the said John F. Crane as the assignee of my entire right, title and interest in and to the same for the sole use and behoof of the said John F. Crane and his legal representatives.

I further agree that on request of the assignee and at its expense, but without further consideration, I will testify in any proceeding and execute all proper papers and otherwise act to aid assignee in obtaining and enforcing proper patent title and protection in said assignee.

IN TESTIMONY WHEREOF, I have hereunto set my hand and affixed my seal on this 4th day of March, 1968.

Royal R. Rife

ROYAL R. RIFE
3676 Zola Street
Point Loma, CA

WITNESS:
Richard D. Streeper

Richard D. Streeper

Attorney at Law
STREEPER AND SHANNER
2067 1st Ave., San Diego, CA.

WITNESS:
John F. Crane

John F. Crane

President, Rife Virus Microscope Institute
4246 Pepper Drive, San Diego, CA. 92105



DEPARTMENT OF HEALTH, EDUCATION, AND WELFARE
PUBLIC HEALTH SERVICE
NATIONAL INSTITUTES OF HEALTH
BETHESDA, MARYLAND 20014

MAR 17 1972

5

Honorable Bob Wilson
House of Representatives
Washington, D. C. 20515

Dear Mr. Wilson:

I am pleased to reply to your correspondence of March 1 to Secretary Elliot L. Richardson, Department of Health, Education, and Welfare, and enclosure from Mr. John F. Crane of San Diego requesting Federal grant support for his proposed cancer cure under The National Cancer Act of 1971.

The letter from Mr. Crane to President Nixon, like others from him previously forwarded by the White House, was answered by an Institute scientist. On February 4, 1972 when the reply was sent, Mr. Crane's application for a research grant was returned to him without further action on it here. Explanatory comments along the following lines were included in the Institute response.

Under the mandate of the National Cancer Institute, its mission is to foster research in the areas of diagnosis, prevention and treatment of cancer. However, it appears that Mr. Crane's objective is to compile information to substantiate claims that inventions of the Rife Virus Microscope Institute have been clinically demonstrated to devitalize cancer. Such documentation cannot be considered a program in biomedical research, but appears to be a service-oriented program to inform the biomedical community of the proposed value of the inventions. Mr. Crane's proposal seems to be more along the lines of a commercial enterprise rather than a research program. Since he indicates that the instruments, and the methods and means of isolating and devitalizing cancer by the use of such instruments, have already been developed, perhaps he may wish to consider the possibility of getting industry interested in the marketing of the instruments.

I might add that Mr. Crane has corresponded with the National Cancer Institute and other research agencies about the Rife diagnostic and therapeutic instruments since 1954. The past evaluations of the Rife Frequency Instrument do not substantiate claims for its use as a cancer treatment method. In 1954, the Committee on Cancer Diagnosis and Therapy of the National Research Council considered material and data submitted in connection with instruments developed by Dr. R. R. Rife

Page 2 - Honorable Bob Wilson

and proposed for the diagnosis and treatment of cancer. The Committee advised that on the basis of the data presented, it could find no evidence that the proposed methods were efficacious in either the diagnosis or treatment of cancer. I might mention further that publication in the scientific literature is the proper means of presenting evidence that substantiates claims of a cure for cancer and other diseases.

Mr. Crane is, of course, free to apply for Federal grant support at any time. However, it would be to his benefit if the proposal could be restructured so that its objective is research rather than a service-oriented program. We would be happy to review such a proposal. I am enclosing a grant application kit in accordance with your request.

I trust this information will be helpful and that you will let me know if I can be of further assistance.

Sincerely yours,



Carl G. Baker, M.D.

Director

National Cancer Institute

Enclosure:

Application for Public Health
Service Grant or Award



DEPARTMENT OF THE ARMY
HEADQUARTERS, FORT CARSON
AND
HEADQUARTERS, 4TH INFANTRY DIVISION (MECHANIZED)
FORT CARSON, COLORADO 80913

AFZC-GA-RE

21 June 1974

Mr. John F. Crane
4246 Pepper Drive
San Diego, CA 92105

Dear Mr. Crane:

On behalf of the Commanding General of the 4th Infantry Division (Mechanized) and Fort Carson I wish to take this opportunity to welcome your son to Fort Carson. We are firm believers in the individual soldier concept and assure you that he will receive the finest training available to today's young soldier. We hope to pass a worthwhile skill on to Cary.

Your son is stationed at the youngest of the Army's larger posts. Fort Carson has been blazing trails for 30 eventful years. For the first 15 years of its history Carson was widely known as the "Home of Mules, Mutts, and Mountaineers." Those were the days of pack artillery, the canine corps and the mountain training school. An Army tradition of 120 years ended in 1956 when Army mules marched into retirement to be replaced by tanks and armored personnel carriers.

Carson stepped smartly into the sweeping transition in the very first days of the 1970's innovating a series of programs aimed at improving the life of the young soldier. At the same time, however, Fort Carson has been making outstanding contributions in the field of meaningful training.

Your son enlisted under the Station of Choice option which enables him to be stationed at Fort Carson for a guaranteed 12 month period. He will be in support of operations performed by the 4th Infantry Division (Mechanized) here at Fort Carson.

Cary will join the ranks of proud Americans who serve with honor and total dedication to the goals and principles set forth by the American people. I feel certain he will benefit from his military experience. Our young commanders

AFZC-GA-RE
Mr. John F. Crane

21 June 1974

will provide him with the technical skills he needs, and will attempt to supplement the guidelines you as parents have established to make him a self-sufficient young man and a proud American.

I cordially invite you to visit your son during his tour at Fort Carson and, in closing, thank you for your personal contribution to America's Armed Forces.

Sincerely,



RONALD C. BECKER
Lieutenant Colonel, Infantry
Deputy G1/DPP, Recruiting
and Retention

The Rockefeller Foundation

1133 AVENUE OF THE AMERICAS, NEW YORK, N.Y. 10036

CABLE ROCKFOUND NEW YORK
TELEPHONE (212) 505-8500

November 10, 1977

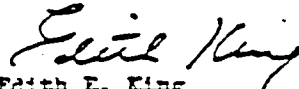
Dear Mr. Crane:

This will acknowledge your letter addressed to Dr. Knowles with which you enclosed reports on optical instruments.

I am sorry to have to say that it is not possible for The Rockefeller Foundation to provide funds to enable you to carry forward work on the microscopes described. As a matter of long-standing policy the Foundation must on principle decline requests to appraise or subsidize cures or inventions. Even were this not the case, under present guidelines we have no program into which your request would fall. Health Sciences programs are concerned chiefly with population studies and tropical medicine.

We regret that we cannot be of help.

Sincerely yours,



Edith E. King
Program Associate
Health Sciences

Mr. John F. Crane
President
John F. Crane Corporation
4246 Pepper Drive
San Diego, California 92105

348



UNITED STATES DEPARTMENT OF JUSTICE

WASHINGTON, D.C. 20530

Address Reply to the
Division Indicated

~~USDOJ~~ ~~RECEIVED~~

DJ 144-12-0

AUG 7 1973

Mr. John F. Crane
4246 Pepper Drive
San Diego, California 92105

Dear Mr. Crane:

We have had an opportunity to carefully review your March letter. We apologize for the delay in responding. The information you have furnished does not indicate that a federal criminal civil rights violation has occurred. Your allegations pertain to a civil matter involving real property. This Department has no jurisdiction in matters of this kind. We are therefore unable to assist you.

Sincerely,

Drew S. Day, III
Assistant Attorney General
Civil Rights Division

By: *Mary H. Sandoval*

Mary H. Sandoval
Attorney
Criminal Section

See TITLE 15 Sec. 4, 1, 2, 15, 26

312

375

364

JOHN F. CRANE

By Direction of President James Carter; James B. King

4246 PEPPER DRIVE

SAN DIEGO, CALIFORNIA, 92108

714-281-0278

Mr. Griffin Bell, Attorney General
United States Department of Justice
Drew S. Day, III, Assistant Attorney General
Civil Rights Division
Mrs. Mary H. Sandoval, Attorney, Criminal Section
Washington, D.C., 20530

Aug. 12, 1978

Re: DSD:MHS:vik
DJ 144-12-0
8-8-78

Re: DSD:MWH:EWM:bbg
DJ: 144-12-0
6-3-78

Re: Aug. 27, 1977 [Drew S. Days II
12 hours of tapes giving
evidence of civil and
criminal violations in gov't

Your letter tells me that you have not seen the evidence submitted and that you have not reviewed my letter of June 3, 1977 which sets forth civil rights violations of a civil nature and civil rights violations of a criminal nature. Mr Hubbard, Supervisory Trial Attorney, Civil Rights Division received my letter of June 25, 1977 and failed to answer. I sent 12 tape recordings and have failed to have one answer or response whatsoever citing one obstruction of justice after another and your answer, "Your allegations pertain to a civil matter regarding real property" which is in total error.

I have written to you about the American Murder Association who are literally and physically radiating and cremating to death by radiation millions of Americans in the most ruthless fraud ever perpetrated on the American people under the guise of medical authority and then they dope them to death to keep their pain down until they die! These people all have civil rights and they are all being violated. In the laboratory of Royal Rife and in mine, methods have been devised and proven to eliminate, by electron therapy, all diseases and pain caused by those diseases which is administered with common sense in diet and liquids and has been thoroughly clinically tested on humans and animals through the years.

My book, "Electron Therapy" was prepared for you, (1) to acquaint you with the details of electron therapy which is impossible to do in any form of communication to you (2) to uncover the facts of the criminal suppression of the Department of Health, Education and Welfare; the National Cancer Institute; the National Science Foundation; and the related government agencies who have all joined in grand theft against the public to research millions of worthless drugs when the answer to the diseases and heart trouble has been perfected long ago by Royal R. Rife and myself and others working with Electron Therapy. I submit that the destruction of progress of Electron Therapy has been ordered by the Rottentfeller Drug Trust and carried out by The Food and Drug Administration with arelentless and vicious felonious intent in grand theft of my own Frequency Instrument in Salt Lake City as reported to you in total violations of the U.S. Codes, Monopoly Acts, Anti-trust Acts as set forth in my many briefs to the U.S. Supreme Court who have been bought and paid for by the drug trust and do nothing but dismiss without comment in their coverup and obstruction of justice. Enclosed please find a copy of my book, "Electron Therapy" After you review these crimes of suppression, please write and please begin to assist not only for myself but for the people of the world.

Very truly yours,

cc: Senator Edward Kennedy


John F. Crane, Pres. JFC Corporation

376

Vol. 23, No. 7

Printed & Compiled by Organicville
42076 West 3rd. St., Los Angeles, Ca

By: Betty Lee Morales, Ph.d and John T. Clark, Ph.D partners

A.I.Lansing, M.D. said, "SOME DAY CANCER AND HEART DISEASE WILL BE CONQUERED, AND THAT WILL BE TOO BAD FROM A FINANCIAL POINT OF VIEW, DEGENERATIVE DISEASES, WHICH AT FIRST GLANCE COULD BE A BLESSING, MIGHT EASILY CONSTITUTE A MAJOR DISASTER. LIFE 20 YEARS LONGER COULD BANKRUPT INSURANCE COMPANYS AND THE U.S.GOVERNMENT.

Columnist Buddy Ross (The Youngstown) reporting Dr. Lansing's speech asks: HOW LONG WILL IT TAKE THE GULLIBLE AMERICAN PUBLIC TO AWAKEN TO THE FUND RAISING FRAUD OF CHARITIES WHOSE OFFICERS APPEAR TO BE MORE INTERESTED IN THEIR JOBS AND SALARIES THAN IN RESEARCH?

"THE LONG SUPPRESSED FITZGERALD REPORT" which deals with so-called "UNORTHODOX CANCER CURES" sheds a great deal of light about what is going on BEHIND THE SCENES; HOW MUCH REAL RESEARCH IS PERMITTED; FROM THE BILLIONS OF DOLLARS ROLLING IN TO VARIOUS CANCER FUNDS - ALL NON-PROFIT ORGANIZATIONS, AND TAX FREE FRAUDS.

NOW, AS NEVER BEFORE, A FULL CONGRESSIONAL INVESTIGATION IS NEEDED TO PUT THE SPOTLIGHT ON THESE CHARLATANS, AND FORCE OUT THE TRUTH. CAN HONEST PEOPLE BE EXPECTED TO CONTROL THE HEALTH, LIFE AND DEATH SCHEDULE FOR THE PUBLIC FOR THE CONTROLLERS ECONOMY? CAN WE TOLERATE THE PREMISE THAT OUR SOCIETY CAN'T ALLOW PEOPLE to live too long? MUST WE ACTUALLY CREATE THE VULTURES IN OUR OWN GOVERNMENT TO FAIL TO COPE WITH CANCER AND OTHER HOPELESS DISEASES, TO BREED AND HARBOR DEGENERATIVE DISEASES, WHILE WE PRETEND WE ARE WORKING TO STAMP OUT THE SCOURGES.

JUDGING FROM THIS GENOCIDE, ONE WOULD THINK THAT OUR MURDEROUS DEATHS ON THE HIGHWAYS WOULD BE CLASSIFIED AS A BLESSING, SINCE IT KEEPS DOWN THE POPULATION FIGURES AND CREATES SALES FOR NEW CARS, AND SLOWS INDUSTRIES. WHERE DOES ONE DRAW THE LINE ON HUMAN LIFE, MISERY AND SUFFERING ON A DOLLAR AND CENTS BASIS? IT COSTS AN AVERAGE OF \$10,000 to 100,000 TO DIE OF CANCER.

"SUPPOSE THERE IS A CURE FOR CANCER; WHERE WOULD WE PUT THE 250,000 PEOPLE WE'D SAVE EVERY YEAR?" ASKS DR. SPENCER, A FORMER HEAD OF THE NATIONAL CANCER INSTITUTE.

HONEST PEOPLE RESIST THE INFLUENCES THAT "CANCER IS BIG BUSINESS" AND NO CURE IS WANTED AND NO VIRUS EXISTS AS SOME HYPOCRITICAL MEDICAL MEN HAVE EXCLAIMED BY A.M.A. POLICY IN A MEDICAL MONOPOLY.

CONTRARY TO THE FREEDOMS "ASSURED" IN THE BILL OF RIGHTS AND THE U.S. AND STATE CONSTITUTIONS, NON-MEDICAL DOCTORS AND OTHERS, IN CALIFORNIA, ARE PROHIBITED FROM TREATING CANCER WITH ANY OTHER MEANS OTHER THAN SURGERY, DRUGS OR RADIATION. DOCTORS AND RESEARCHERS WHO KNOW HOW TO TREAT CANCER AND HOW TO CURE INCURABLE DISEASES, DARE NOT DO IT, UNLESS THEY ARE WILLING TO BE FRAMED IN COURTS, WILLING TO RISK DISGRACE, ROBBED OF THEIR POSSESSIONS BY THE STATE OR FEDERAL GOVERNMENTS, WILL TO BE PROSECUTED WITH CRIMINAL LIBEL BY THE DRUG CONTROLLED PRESS, AND WILLING TO SERVE YEARS OF PEONAGE IN PRISON.



UNITED STATES DEPARTMENT OF JUSTICE

WASHINGTON, D.C. 20530

Address Reply to the
Director, Department
and Reply to Assistant and Counselors

OSD:CBM:Lmd

DJ 144-12-0

FEB 27 1979

Mr. John F. Crane
President
JFC Corporation
4246 Pepper Drive
San Diego, California 92105

Dear Mr. Crane:

We have carefully reviewed your letter of August 12, 1978. We apologize for the delay in responding.

It is our determination that the information contained in your letter and book contain no evidence of a federal criminal civil rights statute. Accordingly, we have closed our file.

Sincerely,

Drew S. Days III
Assistant Attorney General
Civil Rights Division

By:

C. Brian McDonald
C. Brian McDonald
Deputy Chief
Criminal Section

(SEE 15 U.S. CODE SEC. 4)
SEC. 1, AND 2.

JOHN F. CRANE CORPORATION

4144 POPPER DRIVE
SAN DIEGO, CALIFORNIA 92108
714-581-0178

MR. GRIFFIN BELL, Attorney General, USA }
MR. DREW S. DAVIS, III, Asst. Attorney General } Dept. of Justice
MR. C. BRIAN McDONALD, Deputy Chief, Criminal Section } Washington, D.C.
20530

WRIT OF CRIMINAL INFORMATION

Reply to: DSD:CEM: Ind, DJ 144-12-0

In your letter of February 27, 1979 you failed to mention the crimes and data furnished to you by 12 hours of tapes and my briefs to the U.S. Supreme Court which dismissed the felony conspiracies in error.

I am now citing felony trusts in restraint of trade, 15 USC §2, Title 15 and §1 monopolizing trade, a felony; 15 USC § 8 trusts in restraint of trade; 15 USC § 9: it is the duty of the Attorney General to quash said felonys. I suggest you reopen the file, start to perform and bar these felony conspiracies violating these laws; stop the destruction of progress and deprivation of civil rights wherein I have been denied my right to market Frequency Instruments by Federal and State acts while Rockefeller and the Chase Manhattan National Bank have imported and sold billions of dollars-worth of heroin, cocaine and other poisonous drugs through the doctors of the American Medical Association and its monopoly that fought me and I speak of drugs from China, Greece, South Korea and other imports. The mass murder of millions of citizens by drugs, radiation and illegal surgery and by malpractice from the exponents of the A.M.A. does not justify killing more millions of people and spending more billions for drug research which has already proven to be futile.

The seizure and grand theft of my Frequency Instruments by Food and Drug Agents of the State and Federal Government acting in a felony conspiracy in restraint of trade when they were clinically proven to be effective after other drug and radiation methods failed must be barred by Antitrust laws. I speak of the grand thefts in Salt Lake City, Utah and California. I speak of Frequency Instruments that were illegally seized and kept illegally after the trials. The felony conspiracy by the Federal Judges who dismissed crimes is well documented and it is no secret who their names are and I mention Judge Swartz of the U.S. District Court who started the dismissals in violation of Federal laws, in San Diego, California.

The right to live is a God-given civil right and the murdering of millions of citizens at a published looting of \$200-billion per year is going too far where electronic and polarity methods have proven to be the answer to eliminate the need for most hospitals, most drugs and all radiation which only causes cancer and seals your fate for the \$200-billion looting.

It was the Spotlight who recently exposed the heroin and other drugs underwritten by Chase Manhattan Bank and Rockefeller's gang. This treason against the conspirators was already set forth in my U.S. Supreme Court briefs two years ago and President Ford failed to enforce the law. He and conspirator Richard Nixon aided the felony conspiracy to bankrupt this nation by raising the price of oil from \$2 a barrel to \$14 a barrel which is already destroying and selling out this country to the oil interests. I also speak of a monopoly in restraint of trade to raise the price of gasoline from 50 cents per gallon to \$1.00 a gallon wherein each cent raised gives the monopoly another billion dollars profit.

The Secretary of Interior reported that by 1984 the oil monopoly could buy everything in the world 10 times over if this felony conspiracy were allowed to continue and I ask that your office stop such insanity by Rockefeller's, Nixon and Ford. If you can't perform your duty under Title 15 USC Code Sec. 9 then I will have to do it under Section 15.

EXHIBIT OF FELONY CONSPIRACY NUMBER ONE:

The importing and sales of heroin, cocaine and other poisonous drugs to kill and paralyze the citizens of USA by members of Rockefeller's gang, the members of the American Medical Association and the Drug Trust members with continuous advertising by American Cancer Society of "See your doctor for a checkup and a check" and other "begging societies for the drug trust, the Chase Manhattan Bank and its affiliates and the drug monopoly arm: The Food and Drug Administration, have all combined in a felony conspiracy in restraint of trade among the several states and with foreign nations in the illegal monopoly by unlawfully controlling both the source and the prescribing of said addicting and poisonous drugs thereby murdering millions of people by monopolizing such trade for an annual grand theft of \$200-billion. That a part of this monopoly was to destroy my right to market Frequency Instruments, Virus Microscopes and Polarizers that provide instant death to pathogenic diseases, instant relief from pain and suffering and instant relief from surgery that is totally unnecessary. They have also deprived the American farmer of his right to grow drugs enriching the funds for China, Greece, South Korea and other foreign firms and countries.

EXHIBIT OF FELONY CONSPIRACY NUMBER TWO:

The importing and sales of petroleum and gas and other fuel to fleece and monopolize fair trade practices by shutting out all competition, closing up millions of gas stations, stopping all service functions and treating people like pigs has been the function of the Rockefeller gang and the Chase Manhattan Bank and its affiliates worldwide to force the citizens in a monopoly squeeze to raise the price from 25 cents per gallon where they made more than their share to up to \$2.00 per gallon in this insanity is not recognized for the felony conspiracy that it is and a monopoly in restraint of trade by blocking American oil from our own unlimited supplies, by shipping our Alaskan oil to Japan and other foreign countries. Just a short time ago the price was 50 cents per gallon but now it is 75 cents per gallon and rising on a planned rip-off of the citizens. Each cent raised means another billion dollars of profit. Such acts by the government have blocked my system for making unlimited fuel from the ocean wherein hydrogen can be substituted and is 100 percent non-polluting wherein the fuel is destroying our soil, our air and our lives and I have perfected the inventions wherein solar energy can provide the power to make hydrogen and pump it across the nation for its use anywhere as stored solar energy. No income tax is ever paid by IRS crime.

EXHIBIT OF FELONY CONSPIRACY NUMBER THREE:

The monopolizing of trade and the restraint of trade was carried out in Salt Lake City, Utah by a gang of Food and Drug Agents and the U.S. District Court Judge cited in my briefs to you who unlawfully seized a \$1,000 Frequency Instrument of mine from Dr. George Easton, sued the instrument which could not defend itself, and monopolized trade for the drug trust. Cited in violation of Title 15, U.S.C. §§1 and 2. In addition the State of California seized 5 of my Frequency Instruments; after the

trials were over, both Food and Drug Agencies claimed they owned the instruments because they unlawfully seized them. Respect for law and order and the laws of this nation is something that Food and Drug Agents do not have in their felony conspiracies. The case numbers are all cited in my book "ELECTRON THERAPY" sent to you. The District Attorney and the Judges all readily joined in the felony conspiracies to destroy civil rights, Constitutional Rights and human rights. The taking, by Food and Drug Agents of California of priceless records, \$10,000 worth of research Frequency Instruments of the Ray Tube Type and the other types does not justify their right to provide a monopoly for drugs and radiation so that people can be murdered for the drug monopoly and for their payoffs to the officials that keep them in power. Rockefeller's payoffs to officials in Congress, in Government and in other areas in the billions of dollars are just now creeping into public scrutiny, as well as his whore-houses which he kept for himself and friends and relations.

EXHIBIT OF FELONY CONSPIRACY NUMBER FOUR:

The monopoly in restraint of trade by the medical doctors doing business as the Department of Public Health of California made an order after seeing their own exhibits from reliable laboratories (four) that the Frequency Instrument was "safe to use" and said it was "Unsafe to use" thereby keeping it from approved public use. It didn't have to cure any person, it only had to be safe to use which state laboratories said it was safe to use.

EXHIBIT OF FELONY CONSPIRACY NUMBER FIVE:

The monopoly in restraint of trade was carried out by the U.S. Department of Agriculture wherein after being provided with Frequency Instrument equipment and chicken coop installations, they refused to test the device after agreeing to do so because they found out it was electronic and they said they were testing "drugs only" and after the refusal proceeded to kill 35-million chickens for Newcastle disease which drugs failed to help. The equipment was made by me and taken to the March Field Test Trailers where they refused to test it to protect the drug monopoly. Millions of dollars of cattle were also killed because of cancer and other hoof and mouth disease that can be readily controlled by Frequency Instruments.

EXHIBIT OF FELONY CONSPIRACY NUMBER SIX:

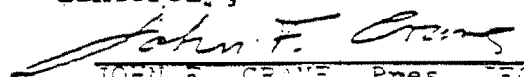
The monopoly in restraint of trade carried out by the State of California and now on appeal to the U.S. Court of Appeals for the Ninth Circuit in U.S. District Court Case No. 78-1032-N submitted herewith.

OTHER REPLIES: DSD:MHS;wik,DJ 144-12-0; DSD:MWH:EWM:bbg,DJ: 144-12-0; Aug. 27, 1977 12 hours of tapes to Drew S. Days; III re: felonies. The Federal Exhibits in U.S. District Court No. 75-203-S give the rest of the felony conspiracies against the U.S. Postal Service, Department of Transportation, National Cancer Institute, and others, dismissed by Judge Edward Swartz of the U.S. District Court in his felony conspiracy.


Perform or be sued.

Dated: March 3, 1979
Copies to: President Carter;
Dr. R.J. Wilson; Sen. Kennedy;
The Spotlight

Sincerely,


JOHN F. CRANE, Pres. JFC Corp.

JOHN F. CRANE, pro se,
4246 Pepper Drive
San Diego, California, 92105
619/281-0278



UNITED STATES DISTRICT COURT
SOUTHERN DISTRICT OF CALIFORNIA

JOHN F. CRANE,

Plaintiff,

v.

UNITED STATES OF AMERICA,
ET AL.

Defendants

CASE NO. 860076 GT (CM)

DECLARATION OF JOHN F. CRANE OF THE
SUPPRESSION OF A CURE FOR CANCER,
AND OTHER HOPELESS DISEASES AND
PHYSICAL AILMENTS


1. I, JOHN F. CRANE, plaintiff herein, declare under penalty of perjury that THE CURE FOR CANCER WAS COVERED UP SINCE 1930s. It has been a secret for 56 years, since Royal R. Rife discovered the virus cause and the electronic devitalization of the virus working from 1920 and on in his research laboratories.

2. It is a secret that is a coverup of the medical AMA Association and another example of a conspiracy in restraint of trade and commerce violating 15 U.S.C. §§ 1 and 2 that resembles more of a medieval guild protecting its monopoly financial interests, than a medical profession dedicated to public service under their Hypocratic oath, and another example of a political system, funded by the drug trust, and desiring not to promote the public good when it clashes with a \$357-billion monopoly for drugs, radiation and surgery annually.

9-34


A STUDY OF POLARIZERS FOR RESEARCH ONLY WITH COSMIC AND MAGNETIC ENERGY POLARIZERS TO CONTROL POLARITY IN THE BODY, IN FOOD AND IN LIQUIDS, VITAMINS, MINERALS AND DRUGS FOR BENEFICIAL ASSIMILATION

- (1) Most popular magnetic ceramic polarizer - 1" x 4" x 6" and delivering 25,000 gauss approximately - doubled = 50,000 gauss. Priced at \$50.00 each. Special prices on request for 10 or more. Marked on the positive side with a cross and orange enamel. Covers \$2.50 extra. Cosmic polarizer \$7.50 in foreground. Round magnetic polarizer 3" dia. - \$15.00.



aids in healing internally or externally. Opposite side is the negative side to polarize objects negative. Neutralizes drugs, food preservatives, pesticides and metals in the body and aids in body digestion with + side.


- (2) Magnetic polarizer - 1/2" x 3" x 6" is 1/2 power of 1" above. Priced at \$35 each. Special prices on request for 10 or more. Round polarizer (magnetic) same as unit in 1 above.



Marked on the positive side with a cross and orange enamel. Covers \$2.50 extra. Cosmic polarizer on cover \$7.50 ea. = comes in 6 colors. (Red, orange, green, yellow, blue purple and black - also white) White polarizer (cosmic) shown. Doubled the unit equals the power of the one inch magnet above.

Made of ceramic for lifetime use.

- (3) Same as above in 2 except round polarizer (magnetic ceramic) is 2 3/8" diameter x 3/8" thick.




can be worn on the body to provide constant polarity protection from negative people and objects touched during the day. Most serious is the water faucets that drain your own positive polarity to ground and leave you weak and susceptible to your own disorders. Maintain your positive polarity and stay well.

JOHN F. CRANE CORP.
(714) 281-0278
4246 Pepper Drive
San Diego, CA 92105

940.


A STUDY OF FREQUENCY INSTRUMENTS FOR RESEARCH ONLY USED IN
AEROSPACE FOR TESTING ELECTRONIC CIRCUITS:

- (1) Techtronix Type 105 Square Wave Generator - - - - \$500-
Voltage Output 0 to 90 vac Hertz 50 to 1-million - 110 VAC
Equipped with body transducers



The unit has a Frequency Dial which reads directly in the output frequency from any of the 9 band ranges and is equipped with volume control and Frequency Control knobs. Good for continuous duty service with fan cooling. Prices of new comparable units on request.


- (2) Hewlett-Packard Model 202A Sign, Triangular and Square Wave Generator with Voltage Output 0 to 10 vac Hertz .01 to 1200
Price is \$350- Equipped with body transducers



The unit reads on a calibrated dial in five bands and is equipped with volume control and frequency control.

Prices of new units - comparable - on request. Used with 110 VAC. Wave form switch on top right front

- (3) Electronic Instrument Company's Model 377, Sine and Square Wave Generator with voltage output 0 to 10 vac and Hertz of 20 to 200,000 in four bands. Price is \$250 with transducers



The unit reads on calibrated dial with Frequency Control knob at center, Volume at right and band switch at lower left.

FDA Chief Says Criticised Drugs Are Off Market

By Larry Osius

WASHINGTON — AP — Food and Drug Commissioner George P. Larrick says three drugs which an FDA medical officer claimed had not been proved for safety "have been off the market for a long time."

And, Larrick said yesterday, the drug law passed by congress last year will enable his agency to deal with such cases more effectively in the future.

Dr. John O. Nestor, medical officer for the FDA bureau of medicine, told the senate government operations subcommittee yesterday that the agency had permitted sale of at least three drugs—Entogel, Mer/29 and Altafur—although preliminary data on them did not substantiate their safety.

Nestor further testified the FDA dragged its feet in pulling two of them—Mer/29 and Altafur—off the market following indications they pro-

duced injurious side effects. The subcommittee hearing by Senator Hubert H. Humphrey (D) of Minnesota resumed its study of drug marketing safety procedures today.

Says FDA Restricted

Larrick in his statement conceded the original drug applications criticised by Nestor "could have been done better." But he noted that the FDA is bound by laws passed by congress and the cases cited by Nestor occurred before congress last fall passed a stricter law for handling and licensing new drugs.

An FDA spokesman said last night that some of the provisions of the new drug law are in effect and "most will become operative early in May."

Nestor, a 50 year old Washington pediatrician who joined the bureau two years ago as a specialist on pediatric drugs, declined comment last night when asked if he thought the new regulations would preclude cases such as he cited.

Charges Hostility

He claimed yesterday that "non medical men, including laymen, have been making medical decisions" on new drug applications. He said any questions he raised about past decisions or "past commitments to the pharmaceutical industry would be challenged with indifference, despite

Tranquillizers' Misuse Is Said To Be Indicated

By John Herbers

WASHINGTON — UPI — Fritz A. Freyhan of the National Institute of Mental

Appendix 24

November 2, 1988

Mr. John Crane
4246 Pepper Drive
San Diego, CA 92105

Dear Mr. Crane:

I wish to thank you for the time you spent with Bill Brown and me when we came to visit in September. I would have written sooner, but things have been hectic. Please tell Joe hello for me, and, I even though I regret that I have not sent him the information he requested yet, It should be soon forthcoming. Also, congratulations on the publications of your research, and many thanks for sending me copies of them. I certainly do realize the amount of work involved in getting the news out.

I have spent many hours reading the Polarity Research Manual, and I very much wish to confirm your findings. My company, Precision Audio, Inc., is an audio recording and production company having all types of electronic test equipment, and I have started assembly of a frequency device using equipment on hand.

Precision Audio, Inc. is also a post production company for film and video, and as such, I have experience in optics of cameras and projection equipment, which I am attempting to apply to the construction of a virus microscope for the purpose of independently confirming your research.

At this point, I would like to update you on where I am in the project. By the way, I would like to interject at this time that Mark Simpson, a friend of mine, is assisting in the project, and is very enthusiastic about the whole affair.

We (Mark & I) have assembled a test set-up consisting of a Heath/Schlumberger Sine-Square Audio Generator capable of 10 volts p-p from 1Hz to 110KHz. Square wave duty factor, symmetry, bias and distortion are measured with an EICO model 460 oscilloscope. The frequency of the square wave is measured with a Comet CM-F1000 10Hz to 1000MHz multiple function frequency counter. All output voltages are measured with a Beckman 1% tolerance Digital Multimeter. Electrodes are 3" diameter steel disks with bakelite insulators as handles.

Electrodes are attached to the output of the square wave generator via banana plugs and 14 gauge unshielded wire. This delivers a square wave to the electrodes at the frequencies and voltages indicated in the Polarity Research Manual.

At this point, I have a question that could save us a lot of time and effort. The Polarity Research Manual states on page 959 "All frequencies given in Hertz at 4 to 5 volts Square Wave direct on skin". No mention is given of a carrier frequency that is modulated with the square wave. However, on page 43 of the Polarity Research Manual, the specifications of the Frequency Instrument (Model AZ-58) apparently indicate that a carrier wave is used (Radio frequency range 4.5 M.C. to 10.5 M.C.) and that this is used without an applicator tube, presumably with electrodes. This has caused us some confusion as to whether or not the RF carrier is necessary when using an electrode based frequency device.

Another question I have relates to page 42 and 43 of the Polarity Research Manual (PRM). At the bottom of page 42 & top of page 43, it states "The circuit is of a variable audio frequency oscillator modulated with a variable audio frequency oscillator." Is this correct, or should it read "The circuit is of a variable radio frequency oscillator modulated with a variable audio frequency oscillator."?

We are also well on the way to having a transmitter ready, in order to use the frequency instrument (for research only) without the electrodes. I have noted several different carrier frequencies mentioned. On page 43 of the PRM, the RF carrier of the Frequency Instrument Model AZ-58 is listed as 4.5 M.C. to 10.5 M.C.. On page 825 of the PRM, a carrier of 40MHz is given as the frequency that Dr. Rife used to destroy the cancer virus by modulating this carrier with 2128 Hz. Another frequency, presumably a carrier wave, is given in the book "The Cancer Cure That Worked" (page 80) in Dr. Rife's lab notes regarding the death points of the Bacillus X of 11,780,000 cycles. You also mention another carrier in the tape on Rife's research, this being in the diathermy range from 13MHz to 42MHz. The Seidel & Winter article in the 1944 Smithsonian Annual Report states that the frequencies peculiar to each individual organism are directed upon them by "rays covering a wide range of waves".

All this leads me to ask if the carrier is a wide-band transmission modulated by the audio square waves, a specific carrier in the above mentioned ranges, or that the specific carrier frequency is not important, just so long as it falls within the above mentioned frequency bands? The oscilloscope patterns in the Rife Research Tape seem to indicate a single carrier frequency. If you could enlighten us on this point, it would certainly save us a lot of time.

Also, I noted that the PRM mentions (I have forgotten the page number) that a directional antenna has been tried in order to eliminate the expense of the ray tube. Was this successful? We would prefer to try a directional antenna first, before trying to fabricate a ray tube.

Mark & I have many other questions that we would like to ask, and since it would take a long time for you to write us regarding any of this, you could call me collect at (214) 243-2997 if you could be of help on any of this, if that would be easier for you.

Some of the many questions that have arisen are:

1. If a carrier is not necessary on the electrode-based frequency instrument, we would like to rig a test set-up to make sure we are doing everything right. We propose to do this using our standard (up to 2000X) microscope and larger bacteria. Initially, we have rigged a glass slide with small wires connected to the water in which the specimen will be held. Can you suggest a suitable non-pathogenic bacteria specimen & frequency for this type of test, and is this the correct procedure for verifying the electrode based frequency instrument? Do we need to make impedance adjustments owing to the fact that the specimen is on a slide rather than in the body?
2. Do you have available materials to make the "K" Media, if so, how would we obtain them?
3. Is the formula for the "K" medium (given in the Smithsonian 1944 report) sufficient to make an accurate & valid culture? (I ask this because the Seidel & Winter article mentions (PRM page 206) that a variation of only 4 parts per million can cause the *Bacillus coli* to become the *Bacillus typhosus*).
4. In the Rife Research Tape, it appears that the dead-beat oscillator is being used to pulse the audio frequencies on and off about twice per second prior to being sent to the carrier. Has this proved necessary, or has a steady-state square wave proven successful also? I ask this because the index of frequencies on page 959 of the PRM doesn't mention pulsing the square waves.
5. We are presently working on the mechanical sections for a prismatic microscope for examining the viruses when we are satisfied that the frequency device is functioning properly (from our tests on larger bacteria). It seems to me that you told me when I came to see you that quartz prisms were not entirely necessary owing to the improvement in the quality of optical glass. Did I understand you correctly, or is quartz still needed for the prismatic type of scope? Doesn't glass cut out the UV frequencies? Also, can you suggest a supply source for the Risly prisms for the color focuser and quartz erecting

prisms if they are necessary? The only thin wedge prisms I have seen are in the Edmund Scientific catalog, and I am not entirely sure if the dimensions are suitable, and they are glass rather than quartz. Also, if glass prisms can be used, should uncoated prisms be used, or aluminized?

6. It would be of great value to us to be able to construct our prismatic scope using as many of the parts as possible that we already have available. In the Smithsonian article, the dimensions of the prisms & air spaces given are apparently based the maximum limits at which the light beam must be bent in order to avoid dispersion. (15mm bends inside the prism; 30mm air spaces between prisms). Can the light beam be bent at shorter intervals with acceptable results? The reason I ask is that we have a number of prisms which are 38mm on the 90 degree sides and 53mm on the hypotenuse. This would necessitate either bending the light path every 19mm inside the prism, if the scope is built along the design principles given in the Smithsonian article. If this was done, should the air spaces be compensated accordingly to arrive at a total light path of 449mm inside the tube?

7. The scope could also be built along the design principles of the prismatic scope on page 197 of the PRM. The design in the PRM appears to have light bends at both 15mm and 30mm intervals inside the prisms. If we use our 38mm prisms, this would necessitate light bends inside the prisms at 12.5 & 25mm intervals which seems to be within usable limits. The scope on page 197 of the PRM appears to have a tube length of either 360mm (with a 30mm air space) or 300mm (with a 15mm air space). Should I adjust the air spaces in my scope to conform the total tube length to these lengths?

8. Should the color focuser be independently vertically adjustable from the diaphragm and substage condenser or can it be ganged together with the diaphragm mechanism?

9. I am planning to put a rotating, swing-out polarizer and fixed polarizer above the diaphragm. Is flat glass or plastic acceptable for this, or must prisms be used? It seems to me that you mentioned to me that flat polarizers could be used with acceptable results.

10. In the Rife Research Tape, your projection microscope is shown with a grating being projected. Is this a diffraction grating? If so, how many lines/mm?

11. Your projection microscope (PRM page 199) surely seems a more efficient way to get the job done, however I am just learning the principles of the prismatic scopes. Do you have any further information I could get regarding the principles of your projection microscope?

I have many other questions regarding magnetic and cosmic polarization. However, I realize that you are quite busy with your research and the clinic, and since I have already asked a quite a few questions, I will wait until another time.

I have enclosed a check for a copy of your tape about your new clinic in Rosarito Beach, as I am very interested and encouraged by your progress.

Many thanks, and bye for now.

Best regards,

Rick Sheppard, Pres.
PRECISION AUDIO, INC.

3. The carrier is a fixed frequency usually crystal controlled in order to attain the desired frequency specified by the FCC. As stated before the variation came from a tuning capacitor that I added later in 1954. Rife did not have it and never used it to my knowledge.

4. Page 3: I would say about the directional antenna that it would be difficult to treat the entire body with the high voltage required unless the energy was released a good 25 feet from the body to avoid a shock hazard. Electrostatic frequency or discharges were used by Tesla with great success and are still being applied with good results but electromagnetic radiation has to be applied from a glass envelope apparently to provide the energy transmission to the microorganisms without burning the human body. Even contact with the tube on the body parts has been very helpful with a small neon light bulb by direct contact on the body. Bumps of Candida (fungus) have been found to disappear after 5 to 30 minutes by direct sliding contact in the troubled areas.

Page 3(1) a suitable non-pathogenic bacteria is paramecium. No impedance adjustments are necessary to my limited knowledge. A few grains of nacl would be helpful to aid conductivity. With the ray tube machine exact frequency is required but with the function generator, any frequency in the audio range will kill microorganisms. Even volatages down to 1 volt will kill instantly.

Page 3(2) K media is made from dessicated pig intestine with a little tyrode solution (salt - nacl) added. A high speed blender will do the job nicely. We do not furnish K Media yet.

Page 3(3) The change from one bacteria to another was discovered by Rife in his research in growing virus, bacteria, fungi, and microworms. Any food material will make growing and thriving cultures. Throw a little rice and oatmeal in a water container and in 3 days you will see live bacteria under the microscope at normal room temperatures.

Page 3(4) The dead beat oscillator was invented by Dr. Albert Abrams in the late '20s. The square wave has proven to be more efficiency because it uses all of the harmonics. That is what we trying to use with the switches you are building for the DC generators. This phase of research will continue on for a while trying to prove that we can get better results with harmonics than we can with all of the Rife frequencies that were discovered by Rife with pure cultures. We don't know if the dead beat oscillator is superior which is another job for continued research. The index doesn't mention pulsing square waves because it hasn't been tried yet to my knowledge.

Page 3(5) Quartz was used by Rife because of the better light transmission. With the improvement in projection lamps, glss may do the job and is much cheaper. Ultraviolet microscopy has been applied mainly to the study of living cells and their absorption, rather than because of the anticipated resolution gains. Since optical glass fails to transmit ultraviolet below about 350 mu, special objective are required. These have taken the form of monochromats, bichromats, mirror objectives (catadioptric) and, lately fully corrected refractive systems. The first objectives for ultraviolet work were monochromats, i. used at one wavelength only. Later bichromats were designed and corrected for focusing wavelength in the visual and picture taking

wavelength in the ultraviolet. Catoptric and catadioptric systems have proven quite useful in micro-absorption work in the ultraviolet. (Applied Optics and Engineering, Kingslake Vol. III page 172 Ref.)

While the vast majority of refractometric work is performed in the visible region, a significant and growing amount of work is performed in the visible regions of infrared and ultraviolet. In work beyond the limit of vision, two methods are in common use: 1) the use of photoelectric and thermoelectric detectors...(Applied Optics and Engineering, Kingslake Vol. IV page 380-381

In systems functioning down to 0.185 μ , the predominant optical material is natural quartz. In the vacuum ultraviolet (below 0.185 μ), the predominant materials are calcium fluoride and lithium fluoride are applicable. (Applied Optics and Engineering, Kingslake Vol. I, page 197)

At the present time we are looking for a source for the Risley prisms and may have to make them ourselves. Quartz has been so expensive that the projection microscope is more efficient and appealing as to cost.

Aluminizing is essential for tubes using high accelerating voltages over about 10kV.

Page 4(6) It can be shorter but not longer than 30mm. 449 mm is just an approximate value.

Page 4(7) Adjust for 360 mm. or longer.

Page 4(8) make it independent

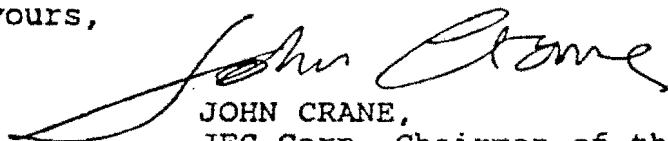
Page 4(9) If the polarizer is opaque it will not work.

Page 4(10) see PRM page 162 - 1,000 lines per inch. The new Ronchi ruling I am getting is 500 lines per inch from Edmunds Scientific.

Page 4(11) the 8" dia. barrel at 6 inches lg. is just right to eliminate "empty magnification". The image can also be seen by using a plastic ground glass or etched plastic the same as for rear view projection onto a plastic material.

Hope this clears up some of the answers,

Cordially yours,



JOHN CRANE,
JFC Corp. Chairman of the Board

UNITED STATES DISTRICT COURT
SOUTHERN DISTRICT OF CALIFORNIA

JOHN F. CRANE,

PLAINTIFF,

VS.

RICHARD BATTELLE; ROBERT BECK;
GARY BEDINI; JOHN BEDINI AND
WIFE; BARRY LYNES; DAVID
BOURBEAU; LARRY BUCHE AND WIFE;
SHIRLEY CHEREMY; SHARON
CLIPPLINSKY; C.C. CHAPPELL;
LEONARD COLIN; BOB DOMINGUES;
DON EVANS; CARL FERNANDEZ;
BEVERLY FORDOR; MIKE FISHMAN
AND WIFE; GEROG FENCL; DAVID
FYFE; JEREMY LAVIN; J. MICHAEL
LINN; BARRY S. LYNES; MARYANN
MAGGILLIVRAY; JOHN MASTERSON;
MICHAEL D. MAYER; PETE
PETERSON; JOHN RAY; ED
REMLINGTON; ROBERT B. STRECKER;
BRUCE SULLIVAN; E. F. SKILLING;
JAMES SOLOMON; MARCEL VOGEL;
JERRY W. FLIDENSTINE, DOES 1
THROUGH 50,

DEFENDANTS.

NO. 88-1608-G

SAN DIEGO, CALIFORNIA
OCTOBER 16, 1989
10:30 O'CLOCK A.M.

TRANSCRIPT OF PROCEEDINGS

BEFORE HONORABLE EARL B. GILLIAM, JUDGE

TRANSCRIPT ORDERED BY: CHRISTOPHER J. HEALEY, ESQ.

REPORTED BY:

T. PAT STROBEL
OFFICIAL COURT REPORTER
CSR NO. 621

1 COUNSEL APPEARING:
2 FOR PLAINTIFF IN JOHN F. CRANE
3 PROPRIA PERSONA: 4246 PEPPER DRIVE
4 SAN DIEGO, CALIFORNIA 92105
5 TELEPHONE: (619) 281-0278
6
7 FOR DEFENDANT CHEREMY: CHRISTOPHER J. HEALEY, ESQ.
8 LUCE, FORWARD, HAMITON &
9 SCRIPPS
10 1700 BANK OF CALIFORNIA PLAZA
11 110 WEST A STREET
12 SAN DIEGO, CALIFORNIA 92101
13 TELEPHONE: (619) 236-1414
14
15 FOR DEFENDANT SKILLING: RICHARD CUPP, ESQ.
16 GRAY, CARY, AMES & FRYE
17 SUITE 1700
18 401 B STREET
19 SAN DIEGO, CALIFORNIA 92101
20 TELEPHONE: (619) 699-2700
21
22
23
24
25

1 SAN DIEGO, CALIFORNIA, MONDAY, OCTOBER 16, 1989, 10:30 A.M.

2 * * *

3 THE CLERK: NO. 12 ON CALENDAR, CIVIL CASE NO.
4 88-1608-G, JOHN F. CRANE VS. RICHARD BATTELLE, ET AL.,
5 FOR HEARING DEFENDANT'S MOTION TO DISMISS, TO STRIKE,
6 OR FOR A MORE DEFINITE STATEMENT;

7 HEARING DEFENDANT SHIRLEY J. CHEREMY'S MOTION
8 TO DISMISS FOR INSUFFICIENT SERVICE OF PROCESS; FOR FAILURE
9 TO STATE A CLAIM; FOR IMPROPER VENUE;

10 AND HEARING PLAINTIFF'S MOTION FOR PERMANENT
11 INJUNCTION.

12 MR. HEALEY: GOOD MORNING, YOUR HONOR. CHRISTO-
13 PHER HEALEY, LUCE, FORWARD ON BEHALF OF DEFENDANT CHEREMY.

14 MR. CUPP: GOOD MORNING, YOUR HONOR. RICHARD
15 CUPP OF GRAY, CARY, SPECIALLY APPEARING ON BEHALF OF EDWARD
16 SKILLING.

17 MR. CRANE: GOOD MORNING, YOUR HONOR. JOHN
18 CRANE FOR HIMSELF.

19 THE COURT: OKAY. MR. CRANE, YOU HAVE A MOTION
20 FOR A PRELIMINARY INJUNCTION. YOU WANT THAT AGAINST SKILL-
21 ING, BECK AND LYNES?

22 MR. CRANE: YES, YOUR HONOR.

23 THE COURT: WELL, LET'S HEAR THAT FIRST.
24 WHO'S REPRESENTING MR. SKILLING?

25 MR. CUPP: I'M SPECIALLY APPEARING FOR MR. SKILL-

1 ING. OUR CONTENTION IS THAT MR. SKILLING WAS NOT SERVED.

2 THE COURT: LET'S HEAR THAT, THEN. THAT'S A
3 JURISDICTIONAL ISSUE. LET ME HEAR WHAT YOU HAVE TO SAY
4 ABOUT WHETHER HE WAS SERVED OR NOT.

5 MR. CUPP: YOUR HONOR, MY CLIENT JUST FOUND
6 OUT ABOUT THIS HEARING LAST WEEK, WHEN WE RECEIVED A CALL
7 FROM YOUR CLERK, ASKING WHY NO OPPOSITION HAD BEEN FILED
8 TO THIS MOTION.

9 I DID REPRESENT MR. BUCHE. WE EARLIER BROUGHT
10 A MOTION TO DISMISS FOR MR. BUCHE, WHICH WAS GRANTED.

11 BASED ON AN INDICATION THAT MR. CRANE HAD PLACED
12 IN ONE OF HIS PAPERS, THERE WAS A THOUGHT THAT I MIGHT
13 HAVE SOME KNOWLEDGE OF MR. SKILLING'S POSITION IN THE
14 MATTER.

15 UPON BEING CONTACTED BY THE COURT, I WAS SUCCESS-
16 FUL IN SPEAKING WITH MR. SKILLING. HE HAD NOT HEARD OF
17 THIS PRELIMINARY INJUNCTION HEARING AT ALL PRIOR TO THAT.

18 OUR CONTENTION IS HE WAS NEVER SERVED. HE'S
19 NOT NAMED IN THE COMPLAINT.

20 THERE'S AN E. F. SKILLING NAMED ON THE COMPLAINT.
21 THAT IS NOT EDWARD SKILLING'S NAME. THERE'S NO "F" IN
22 HIS NAME.

23 HE DIDN'T EVEN RECEIVE CONSTRUCTIVE NOTICE.
24 HE HAS NEVER SEEN THE PRELIMINARY INJUNCTION PAPERS. TO
25 THE BEST OF MY KNOWLEDGE, HE HAS NEVER EVEN SEEN THE

1 COMPLAINT.

2 THE COURT: WHAT DO YOU HAVE TO SAY TO THAT,
3 MR. CRANE? DO YOU HAVE ANYTHING TO SHOW THAT YOU SERVED
4 HIM?

5 MR. CRANE: YOUR HONOR, IN AN ORDER THAT YOU
6 MADE EARLIER ABOUT BUCHE -- THERE WAS NOTHING IN THE ORDER
7 THAT I READ THAT SAID HIS CASE WAS DISMISSED.

8 THE COURT: WELL, LET'S TALK ABOUT MR. SKILLING.
9 THAT'S THE ONLY THING THAT'S BEFORE ME HERE TODAY.

10 MR. CRANE: AS FAR AS MR. SKILLING. WE HAVE
11 SUBMITTED DOCUMENTS TODAY OF ALL THE DEFENDANTS THAT THEY
12 HAVE BEEN SERVED BY ME AND BY ILA HANSON, WHO SIGNED THE
13 PROOF OF SERVICE DOCUMENTS.

14 THE COURT: WHO?

15 MR. CRANE: ILA HANSON, H-A-N-S-O-N.

16 THE COURT: DO YOU HAVE THAT HERE FOR THE COURT
17 TO LOOK AT?

18 MR. CRANE: THEY WERE FILED THIS MORNING IN
19 THE CLERK'S OFFICE, AND, ALSO, I GAVE A COPY TO ONE OF
20 YOUR CLERKS.

21 THE COURT: OKAY. YOU DIDN'T GIVE A COPY TO
22 MY CLERK, BUT HE HAS CHECKED THE FILE, AND THE ONLY THING
23 HE FINDS IS THERE'S A SKILLING THAT'S BEEN FILED.

24 AS FAR AS BECK AND LYNES, THERE'S NO ATTORNEY
25 SERVICE ON FILE.

1 MR. CRANE: WELL, THEY PROBABLY HAVEN'T RECORDED
2 IT YET, BECAUSE I JUST GOT DOWN THERE ABOUT TEN O'CLOCK
3 THIS MORNING AND FILED THEM.

4 THE COURT: THIS MORNING?

5 MR. CRANE: YES, SIR.

6 THE COURT: DID YOU SERVE THEM?

7 MR. CRANE: ILA HANSON SERVED THEM, AND THE
8 DOCUMENTS REFLECT THAT.

9 THE COURT: WHO'S ILA HANSON?

10 MR. CRANE: SHE'S A RETIRED SCHOOL TEACHER.
11 FRIEND OF MINE.

12 THE COURT: SHE JUST SERVED THEM THIS MORNING?

13 MR. CRANE: OH, NO, THEY WERE MAILED ON THE
14 23RD OF JUNE, I BELIEVE IT WAS.

15 THE COURT: I'M GOING TO HAVE TO HAVE THOSE
16 BEFORE I CAN DO ANYTHING ON THE PRELIMINARY INJUNCTION.

17 MR. CRANE: ALL RIGHT.

18 THE COURT: I DON'T HAVE THOSE BEFORE ME TODAY.
19 SO AS FAR AS THE PRELIMINARY INJUNCTION IS CONCERNED,
20 WE'LL CONTINUE THAT.

21 DO YOU STILL WANT TO APPEAR SPECIALLY?

22 MR. CUPP: I SUPPOSE ADDITIONAL ARGUMENT WOULD
23 BE THERE'S NO JURISDICTION OVER MR. SKILLING.

24 THE COURT: THAT'S RIGHT, IF HE HAS BEEN SERVED.
25 BUT I HAVE NOTHING BEFORE ME TO DATE THAT SAYS HE'S BEEN

1 SERVED.

2 SO I'LL CONTINUE -- IT'S JUST A MOTION FOR A
3 PRELIMINARY INJUNCTION. OF COURSE, I'M NOT GOING TO MAKE
4 THAT ORDER TODAY.

5 YOU MAY HAVE TO START ALL OVER, BECAUSE IT'S
6 NOT BEFORE ME. HE'S GOING TO HAVE TO CHECK THAT. THAT'S
7 UP TO YOU, I PRESUME, WHAT YOU WANT TO DO ABOUT IT.

8 YOU BETTER LOOK AT THAT SERVICE. IT MAY SERVE
9 ON THE OVERALL COMPLAINT.

10 MR. CUPP: DO WE HAVE A FINDING THAT THERE HAS
11 BEEN SERVICE ON MR. SKILLING?

12 THE COURT: THERE'S NOTHING BEFORE THE COURT --
13 NO. THE ONLY FINDING I CAN MAKE -- I CAN'T MAKE AN ORDER
14 FOR PRELIMINARY INJUNCTION. THAT WILL HAVE TO BE RENEWED
15 AT A LATER DATE.

16 MR. CUPP: THANK YOU, YOUR HONOR.

17 THE COURT: OKAY. I HAVE A MOTION TO DISMISS.

18 MR. HEALEY, THAT'S YOUR MOTION.

19 MR. HEALEY: THANK YOU, YOUR HONOR. YOUR HONOR,
20 WE HAVE BROUGHT A MOTION TO DISMISS, BASED ON DEFECTS
21 IN THE SERVICE.

22 IN ADDITION, WE BELIEVE THERE'S JUST NO BASIS
23 FOR A CLAIM AGAINST MISS CHEREMY UNDER ANY OF THE CAUSES
24 OF ACTION THAT ATTEMPT TO BE STATED IN THIS COMPLAINT.

25 LASTLY, IF, IN FACT, THE COURT WOULD FIND THAT

1 THERE IS A CAUSE OF ACTION STATED, THE VENUE IS NOT PROPER
2 UNDER THE PATENT CLAIMS IN THIS DISTRICT WITH RESPECT
3 TO CHEREMY.

4 I HAVEN'T RECEIVED ANY OPPOSITION TO OUR MOTION.
5 YOUR HONOR, I WOULD ASK FOR TIME TO RESPOND
6 TO ANY COMMENTS MR. CRANE MIGHT HAVE, OR TO ANY COMMENTS
7 OR QUESTIONS YOU MIGHT HAVE, YOUR HONOR.

8 THE COURT: WHAT DO YOU WANT TO SAY, MR. CRANE,
9 ABOUT YOUR SUIT AGAINST MISS CHEREMY?

10 YOU HAVEN'T RESPONDED HERE. YOU HAVE INDICATED --
11 YOU DON'T MAKE ANY REFERENCE TO HER, BASED ON YOUR COMPLAINT,
12 EVEN THOUGH YOU PUT HER NAME ON THE CAPTION.

13 WHAT HAS SHE DONE TO CAUSE HER TO BE LIABLE
14 TO YOU FOR SOMETHING?

15 MR. CRANE: YOU'RE ASKING WHAT ILA HANSON DID?

16 THE COURT. NO, WHAT HAS MISS CHEREMY DONE,
17 WHAT HAS SHE DONE THAT YOU FEEL SHE IS LIABLE TO YOU FOR
18 SOMETHING?

19 MR. CRANE: WELL, SHE WAS IN CONFERENCE WITH
20 THE ATTORNEY BARRY LYNES ON SEVERAL OCCASIONS, REGARDING
21 HOW THEY WERE GOING TO TAKE ME OVER AND DESTROY MY RIGHTS
22 IN THE PROMOTION THAT I WAS DOING WITH HIGH FREQUENCY
23 INSTRUMENTS.

24 I HAVE A LETTER THAT I MAY OR MAY NOT HAVE INTRO-
25 DUCED, WHICH TELLS OF HER PARTICIPATION IN MY WORK WITH

1 THEM.

2 THE COURT: WHO WROTE THE LETTER?

3 MR. CRANE: LYNES DID, I THINK.

4 THE COURT: LYNES WROTE THE LETTER?

5 MR. CRANE: HE'S THE ATTORNEY, YES.

6 THE COURT: THE ATTORNEY FOR PRICE WATERHOUSE?

7 MR. CRANE: PARDON?

8 THE COURT: IS HE THE ATTORNEY FOR PRICE WATER-
9 HOUSE?

10 MR. CRANE: NO, HE'S AN ATTORNEY FOR HIMSELF.

11 THEY MET WITH PRICE WATERHOUSE CORPORATION IN
12 LOS ANGELES. I WASN'T PRESENT.

13 THE COURT: OKAY. NOW, DO YOU HAVE ANYTHING
14 ELSE YOU WISH TO OFFER THIS MORNING?

15 MR. CRANE: NOT AT THE MOMENT.

16 THE COURT: DO EITHER COUNSEL HAVE ANYTHING
17 ELSE TO OFFER?

18 MR. HEALEY: YOUR HONOR, JUST TO MAKE A NOTE
19 THAT THERE IS A LETTER ATTACHED TO THE EXHIBIT 16 TO THE
20 COMPLAINT. THAT MAY BE THE LETTER THAT MR. CRANE REFERRED
21 TO.

22 BUT IN THAT LETTER, THERE'S A STATEMENT MADE
23 BY MR. LYNES, APPARENTLY.

24 AS YOU KNOW, PRICE WATERHOUSE HAS OFFERED TO
25 PROVIDE ASSISTANCE WITH THE BUSINESS PLAN.

1 IT WOULD APPEAR INAPPROPRIATE TO INVOLVE THEM
2 UNLESS AND UNTIL WE KNOW WE HAVE VIABLE TECHNOLOGY.

3 AGAIN, YOUR HONOR, I SUBMIT THAT THERE'S NOTHING
4 IN THE COMPLAINT OR EXHIBIT TO STATE A CAUSE OF ACTION
5 AGAINST MISS CHEREMY.

6 THE COURT: IS THAT THE LETTER YOU ARE REFERRING
7 TO?

8 MR. CRANE: THAT'S NOT THE LETTER, YOUR HONOR.

9 THE COURT: WELL, MR. CRANE, THERE'S NOT MUCH
10 I CAN DO FOR YOU TODAY.

11 I'M GOING TO GRANT THE MOTION TO DISMISS AGAINST
12 MISS CHEREMY. YOU MAY REFILE IF YOU WANT, BUT IF YOU
13 REFILE, AND THEY ASK FOR SANCTIONS, I'M GOING TO HAVE
14 TO GRANT IT FOR THEM, IF YOUR CLAIM DOESN'T STAND UP.

15 DO YOU KNOW WHAT SANCTIONS ARE?

16 MR. CRANE: REFILE ON BUCHE?

17 THE COURT: NO, CHEREMY.

18 IF YOU THINK SHE HAS SOMETHING TO DO WITH IT.
19 SO FAR THERE'S NOTHING TO INDICATE SHE HAD ANYTHING TO
20 DO WITH IT.

21 MR. CRANE: YES, I CAN REFILE SOMETHING ON THAT.

22 THE COURT: NOW, IF YOU REFILE, I'M GOING TO
23 MAKE AN ORDER THAT YOU PAY THEM SANCTIONS IF IT DOESN'T
24 HOLD UP.

25 MR. CRANE: THANK YOU.

1 THE COURT: WE HAVE THE MATTER OF FLIDENSTINE.
2 I'M GOING TO GRANT A MOTION TO DISMISS THERE,
3 ALSO.

4 SO I THINK THAT TAKES CARE OF EVERYTHING BEFORE
5 ME TODAY.

6 MR. HEALEY: YOUR HONOR, SHALL I PREPARE AN
7 ORDER WITH REGARD TO THE DEFENDANT CHEREMY?

8 THE COURT: PLEASE DO.

9 COUNSEL, DO YOU WANT TO PREPARE AN ORDER FOR
10 YOUR CLIENT?

11 MR. CUPP: THANK YOU.

12 THE COURT: IF YOU WANT THAT PRELIMINARY INJUN-
13 CTION, YOU'RE GOING TO HAVE TO REFILE THAT, BECAUSE THERE'S
14 NOTHING BEFORE ME TODAY THAT THEY'VE BEEN SERVED ADEQUATELY.

15 WHEN YOU DO THAT, MAKE SURE YOU BRING ALL THOSE
16 PAPERS IN HERE SO IN CASE THEY DON'T SHOW UP, YOU CAN
17 GET SOME TYPE OF RELIEF AGAINST THEM.

18 MR. CRANE: ALL RIGHT.

19 THE CLERK: YOUR HONOR, THE OTHER MOTIONS, SUCH
20 AS THE MOTION TO STRIKE, OR FOR A MORE DEFINITE STATEMENT,
21 CHEREMY'S MOTION TO DISMISS FOR FAILURE TO STATE A CLAIM?

22 THE COURT: YES, THEY'RE ALL MOOT.

23 THE CLERK: THE PERMANENT INJUNCTION HAS TO
24 BE REFILED.

25 MOTION TO DISMISS AS TO CHEREMY FOR FAILURE

1 TO STATE A CLAIM, THAT'S GRANTED.

2 THEN THE OTHER TWO, SERVICE OF PROCESS AND VENUE
3 IS MOOT?

4 THE COURT: YES.

5 * * *

6

7

8

9

10

11

12

13

14

15

16

17

18

19

20

21

22

23

24

25

1
2
3
4
5
6
7
8
9
10
11
12
13
14
15
16
17
18
19
20
21
22
23
24
25

THELMA STROBEL
OFFICIAL COURT REPORTER
U. S. DISTRICT COURT - DEPT. 7
940 FRONT STREET
SAN DIEGO, CALIFORNIA 92189

NOV. 16, 1989

MR. JOHN F. CRANE
4246 PEPPER DRIVE
SAN DIEGO, CALIF. 92105

RE: CRANE V. RICHARD BATTELLE, ET AL
#88-1608-G - CIVIL

COPY OF PROCEEDINGS HEARD ON

OCTOBER 16, 1989

BEFORE HON. EARL B. GILLIAM, SAN DIEGO, CALIF.

12 PAGES @ .75¢ \$9.00

ROYAL RAYMOND RIFE QUESTIONNAIRE.

WAS RIFE: AN ORPHAN *No*
 RAISED BY A SINGLE PARENT (MOM OR DAD)
 RAISED IN A NORMAL FAMILY *BY AUNT*
 # OF BROTHERS *0*
 # OF SISTERS *0*

→ (or anyone else)
ARE ANY FAMILY MEMBERS ALIVE WHO PERSONALLY KNEW RIFE? *No*
IF YES I'D SURE LIKE A NAME AND AN ADDRESS:

DID YOU KNOW RIFE (DURING WHAT PERIOD OF HIS LIFE)?

*MY PARTNER FROM
1950 to 1971*

how many ? did Rife have:

 2 wives

 350 hunting trips

 0 kids

 500 friends

 2 jobs before 1930

Please recommend any books or sources I should check out.
Also add comment:

*Polarity Research Manual
from John Crane \$155-
GIVES RIFE'S Research from Rife
Lab Manual by John Crane*



NIKKEN
INDEPENDENT DISTRIBUTOR

from the private archive of Jimmie Holman & Paul Dorneanu

CHARLES SCHNEIDER
26 CARLOW STREET
HUNTINGTON, N.Y. 11743-6303
516-271 2739



April 20, 1991

Dear Mark,

I have received everything including your highlighted page plus the mailer page which I have made copies of and sent to all my friends in the Nikken Network.

Enclosed is a package of material about Nikken and our magnets. Nikken is the only producer of concentric magnets, which, you will note have finally put the Hall effect into practical usage.

In your second letter you stated you are working a regular job. I assume you are trying to build some kind of business with your "small time vanity press operation" and information about Royal R. Rife. If you want to help people find a better life, you should consider Nikken. I just returned from a trip to Japan with over 100 other Nikken Distributors and was impressed by the open-ness of the Japanese people. We discovered Nikken has a Bio-Beam which is licensed by the Japanese health authorities for use by anyone. It is similar to The Rife Frequency generator, but also combines the healing effects of magnetism. We are not allowed to bring it into the U.S.A., however, two doctors (M.D.'s) who were with us on this trip did buy these machines and brought them into the states by claiming them as diathermy instruments at customs.

Our Bio-magnetic series gauss is as follows, Bio-Card 350 gauss
Bio-Mini 500 gauss
Bio-Flex 350 gauss

Our mattress's and mattress pads are as follows, Twin size 100 magnets each 800 gauss
Full size 200 " " " "
Queen & King 200 " " " "

Our pillow has 28 magnets each with 800 gauss
Our Bio-Seat has 32 magnets each with 800 gauss
and our Mag-step insoles have 350 gauss each.

Nikken could provide the funds for you to continue your research on R.R. Rife. I would enjoy working with you to help you reach whatever goals you may have.

Sincerely,

Charles Schneider
Charles Schneider

Enc.



WORLD RESEARCH FOUNDATION

Mr. Mark Simpson
Box 710088
Dallas, TX 75371

4-22-91

Dear Mark:

Thank you for your letter. Regarding your questions, a-d, I think the best source of information would be Bernhard Muschlien in Germany. His address is as follows:

Bernhard Muschlien
Dotzhemimer St. 82
6200 Wiesbaden
Germany

The videos concerning the Ergonom 400 are proprietary and are not available for sale. We were very fortunate to have shown the videos at our recent congress.

We receive approximately 50 letters a month concerning Rife and related Rife products, papers, T-shirts, pens and secret Rife devices. If you are aware of the Bill Jenkins tape than you are aware of our interest and respect for the Rife research. While I believe that the Rife story will make an excellent 'movie of the week', time and science marches on! Rife is a part of a set of activities which validate the use of electromagnets in the healing process.

Our lack of response is do to the fact that we choose to allow the hordes of Rifeeeeeeees to do their thing.

Best wishes.

Sincerely,

Steven A. Ross
President

The following excerpts are taken from a recording of an interview that Talk Radio 79 KABC (Los Angeles) announcer Bill Jenkins conducted with Steve and LaVerne Ross of the World Research Foundation, around 1988 (exact date unknown). The subject was Royal Raymond Rife and his microscopes and devitalizing frequency resonators.

Bill Jenkins: Now we must point out too, Steven, that the information we're giving you here is not, you know, We're not telling a little story here. This is highly documented information, it is part of a record.

Steve Ross: Right.

Bill Jenkins: And anybody can have it, anytime they want it.

Steve Ross: Right.

Bill Jenkins: We want to keep laying this foundation on you because its not just a little story out of the air.

Steve Ross: Well, I think that what might help is that, uh, we have 500 personal letters of the various doctors written back and forth to one another. **We have the logs, their research logs.** We have the newspaper clippings that existed at the time. We have the internal staff meetings of the Mayo Clinic, Northwestern University, so to answer your question or your statement, its more than just idle gossip.

LATER IN THE INTERVIEW, SPEAKING TO KAY, A PHONE-IN CALLER;

Bill Jenkins: We need to point out too Kay, that the World Research Foundation is not a medical research foundation. It is a repository of some of the most incredible levels of information and data, which is their function.

Kay: That would be interesting. Do you have tours or anything, uh, they can go out there and see the microscope?

Steve Ross: Uh, the microscope is, is not on display. It is in a very secure place at this particular time, However....."

Bill Jenkins: You have to have a White House pass to get at it.

Steve and LaVerne Ross: (chuckle chuckle)

Kay: Well I guess you have the film so that would show....

Bill Jenkins: Yes.

Steve Ross: Right.

LaVerne Ross: We have the film and we also have pictures and we also have literature that's available for a person who's interested.

LATER IN THE INTERVIEW. INCLUDED BECAUSE WE HAVE ONLY FOUND WHAT IS LISTED IN THIS BIBLIOGRAPHY AND ALSO ON PAGE 8, AND WOULD LIKE TO SEE THE OTHERS;

Steve Ross:however you would have to say as an example, there are over 100 newspaper articles talking about the microscope in the 30s and the 40s.....

Appendix 28

FROM THE DESK OF

Dr. Charles in NEVIS

July 4, 91

Dear Mark;

Just received your package, I thank you. I will ponder it over and send you some bona fide results we have obtained and continue to obtain.

Please correct your entry about myself:

1. I was not "run out of the state of Florida" in fact, I was the only homeopath not arrested during our "homeopathic holocaust" because I held state and local licenses.
2. I moved to Nevis from North Carolina where I lived for over 3 years. I have never been charged with any crimes nor would allow myself to be railroaded like Solomon and others. I told them for years there are in for trouble. I moved to Nevis where I now have a government approved health farm on a 5 acre estate, and prime minister is my lawyer and the governor is a proud owner of a biotron II. Things are just dandy and I have no desire to return to the states, the second Babylon doomed to its own end.

I have used electrotherapy for 15 years mainly with ELF as proposed by my mentor Dr. Voll. The Rife frequencies are far superior in results and I do not really care what lab research bears out, I can dance miracles and put neurologists and chiropractors to shame with what I can do with the Biotron in just minutes. NOT to mention reduce wrinkles, shrink cellulite and other odds and ends that further prove the efficacy to any doubting skeptic.

Keep up the good work, I'll put you on the mailing list. Maybe you'd like to visit us in October for our new, big Rife/Biotron seminar now combined with Ayurvedic homeopathy. I am also working with a million volt Lakhovsky corona device that really proves well for cancer.

Appendix 29

July 24, 1991

Dear Mark Simpson;

You may already know about the German microscope described in the enclosed magazine article! I am sending it along on the off-chance that you haven't run across it yet.

You seem to be one of the "guiding spirits" behind the forces that made me aware of the Function Generator and the info as to how to use it, so I feel tremendously grateful to you.

I want to tell you how good it feels to have most of the arthritis gone from my hands, to be able to snap my fingers again, to be able to unscrew a tight jar cover again, to be able to sit on the floor for an hour's meditation without my back killing me.

I pray that the Creator of All That Is Bless you, and that the efforts of the Forces of Darkness to hurt you be thwarted and confounded.

Sincerely,

A handwritten signature in cursive script that reads "Frank Anderson".

Frank Anderson

Super Science
P.O. Box 392
Dayton, Ohio 45409
(513) 298-7116

July 31, 1991

Appendix 30

Tommy Mohr
7324 Buttonwood Drive
Fort Worth, TX 76137

Dear Tommy:

Just a note to enclose along with the Rife Big Brother software on a 5 $\frac{1}{4}$ " diskette. This system disk is bootable and to bring up the program, just type: Rifebb and hit Enter. I ran the program and the speaker function works fine.

Sorry for the delay in getting this to you... We hosted the national US Psychotronics Assoc conference in town last week and all of us were real extra busy!

Also enclosed is a bit of new literature describing the Rife Frequency Resonators from Super Science. Tell that Mark Simpson that he and his group are doing a good job with the book, The Rife Way II.

The 4 times a second gating feature sounds like an important modification to the machines from Super Science. Just let us know how you want it done and we will perform the hardware modification at no charge... It may work out that the 4 times a second gating feature will become a standard feature of the Rife Frequency Resonator! Again this is the advantage of having Mark Simpson and his crew right there in Dallas.

Best Regards,



Klark Kent

KK:skk
enc

PAGE 4.

This instrument differs in many ways from the old microscope which was used at Pasadena in November, 1931, on preliminary work with Dr. Arthur I Kendall on the filter passing B. Typhosus. As this old instrument has been in use for over 12 years, many of its faults have been eliminated in the designing and construction of this new instrument.

It should be understood that I have in no way made statements or claims to the effect that this microscope is superior in any way to the excellent instruments manufactured by our A-Grade Optical Companies. However, it has answered the purpose of others, as well as myself, in the special work we have called on it to perform.

I wish to make it perfectly clear that I am not in the business of manufacturing, and have nothing to sell. I have built this microscope, as well as many other instruments and devices used in this laboratory, solely for the advancement of science and the results they may possibly accomplish for the benefit of mankind.

A handwritten signature in cursive script, reading "John F. Crane". The signature is written in dark ink and is positioned below the main body of text.

DARK FIELD

This particular type of condenser was developed by Abbey, one of the greatest optical scientists of all time.

It is used chiefly for visualization of organisms and spirochetes that are invisible with the standard source of transmitted light. The angle of refraction of this condenser is so arranged that no light of the illuminating unit penetrates directly into the objective lens. In this manner the object under observation is illuminated from the side at a forty-five degree angle, and the results obtained is that the objects themselves appear as a brilliant silver particle on the velvety black field of the microscope.

It is only with this devise we are enabled to see many of the forms of bacteria and spirochetes without destroying their activity and movements by certain types of acid and analin (?) dye stains, thus allowing us to visualize them in their natural living state.

The dark field is also used to a decided advantage on the principle of the slit ultrailluminator, which will be explained in detail elsewhere. We have in our laboratory all of the dark field condensers constructed of block crystal quartz. This having ^{the} a decided advantage of a much higher and intense illumination, owing to the fact that quartz has upward of 30% greater volumetric light passage than standard optical glass. All of these condensers of this type carry a numeral aperture above 1/40.

possible to do the same in the living tissue? So experiments were made, and it was found that organisms could similarly be destroyed just as easily in experimental animals. On the strength of these results, Rife and his associate, Philip Hoyland, proceeded to develop apparatus that is now known as the Rife Ray, that could be used clinically to destroy disease causing agents in the human.

The results of this work, so far, have been very encouraging. In fact, the possibilities are awe-inspiring, and may mark a new milestone in the progress of medical science.

method of making the organisms visible. After experimenting on this problem, it was found that by passing the source of light through rotating wedge-shaped quartz prisms, the organisms were stained each in its own true chemical color by a variable monochromatic beam, leaving the rest of the field clear and colorless.

Since there are no two organisms with the same chemical make-up, it followed that no two could have the same color under this system of illumination. Investigations to date have borne out this theory with one exception, which is that one virus appears bi-colored. The importance of this discovery is not only the fact that filter-passing organisms are now visible, but that this system presents a rapid and positive means of diagnosis in the earlier stages of disease. Since it was found that certain light frequencies made these organisms visible, Rife set out to determine the effect of electrical frequencies on organisms. One day, in experimenting, he discovered that a certain electrical frequency would destroy a given bacteria. This experiment was tried again and again, always with the same results. Other bacteria were subjected to various frequencies until a proper frequency for each was found that would devitalize them.

This experiment was carried into the field of the filter passing forms and in a number of these the devitalizing frequencies were determined. The tediousness of this work cannot be fully comprehended, since only by trial and error in a long monotonous period of concentrated effort was it possible to obtain these results. It was demonstrated that these organisms could be destroyed in a test tube or on a slide. Now, was it

THE UNIVERSAL MICROSCOPE

By JOHN F. CRANE
1958

For many long years, Royal Raymond Rife, a San Diego scientist, has been working on a principal of microscopy hitherto never conceived or imagined. In the course of this work many important discoveries came into being that bid fair to revolutionize several previously conceived theories that serve as a foundation for our present concepts of bacteriology.

The scientist, and especially the researcher in the medical field, constantly encounters apparently unsurmountable obstacles that prevent the materialization of theories and suppositions. Most important, of course, is the necessity of improvising instruments and tools suitable to the purpose at hand. Of all the advancements and improvements that have been made on instruments designed for the research man, the microscope has progressed the least by comparison. It has always been supposed that the virus or filterable bacteria could never be seen. This is true through the ordinary commercial laboratory microscope.

The scientist, Royal Raymond Rife, realizing that he could not hope to learn the true nature of these filter-passing organisms until he had found a method of bringing them into view, began the task of building microscopes that would accomplish this purpose. It was found that increased magnification alone would not solve this problem. So the next line of attack was illumination. Rife knew that he could not stain these minute organisms as they are, in themselves, smaller than the particles of pigment in ordinary stains and dyes generally used for this purpose. So it became necessary to devise some other

-15-

position we work from. The numbers here will mean a lot. The conclusion was drawn up by Dr. Tassman who is a very cautious man, and rightfully so, being in the work he is in. Dr. Tassman is the director of this laboratory at Miami, a PHD and a very intelligent man. He is very cautious in any analysis of the facts and he is very strict in reporting the fact and that he is fine - the kind of man we need in research. His conclusion, and I will quote it for the record here, "The paucity of data precludes any positive conclusions, however, the data do indicate that the treatment has some effect, at least as far as one is able to interpret the apparent increase in life-span in the treated animals. This preliminary study indicates at least that more elaborate experiments will be necessary if this type of treatment is to be effectively evaluated."

ROBT P. STAFFORD M.D.

TAPED TO JOHN F. CRANE

1958

-14-

C
O
P
Y

was of some definite interest and before the procedure started, Dr. Zip felt that if we carried any rats to 50 days he would be impressed. Well, we did better than that, we had 3 of the rats that had been injected, live to 100 days, now, this is an extremely important feat. With all the xray and all the Thiopepa and all the chemicals that they have experimented with, no one has been able to keep the cancer injected rats of this strain, no one has been able to keep these rats alive 100 days. Yet, 3 out of 7 rats lived to the 100th day. Actually, one was sacrificed at 98 days for he did show signs clinically, of the chlorasma and on autopsy, he was found to be positive with cancer. This was important because it tended to prevent skeptics from saying, "Well, these three just didn't take cancer." But, we know for absolute sure certainty that here is one rat that took the cancer and despite the fact that he took the cancer he lived to 98 days and probably would have lived longer if we had let him go and he had the cancer. So, it absolutely, beyond the shadow of a doubt, had some affect on this rat. Of one of the other 3 that lived to 100 days, I am rather certain, although this cannot be included in any scientific report, that this rat also had the chlorasma because his right eye began to bulge around the 70th day and then it receded, and at death there was no sign of cancer. Now, I believe in my own mind that he did show some sign of clinical cancer and that it resolved and that the 3rd rat that had been injected with cancer, that lived 100 days, neither showed any clinical signs of cancer during his life nor did he show any signs in the body at death. These three, of course, or should I say the latter two, a skeptic might challenge as not having accepted the cancer, on injection, and we can't argue with that point, but, in my own mind, I feel certainly we know that the one animal that survived the 98 days certainly accepted it and was impressed by our form of therapy and in my own mind, because of the development of this eye lesion, and the receding of the same, I feel that at least one of the others certainly had developed the cancer or accepted it and then had been improved by our therapy. What happened to the 7th one that had shown no sign of cancer in life and was free of cancer at 100 days, well, I will bow to a skeptic who says that maybe he didn't accept the cancer upon injection, as a suckling rat. Of course, these are small numbers that we are working with and it is our sincere hope that we can repeat this same experiment with 150 rats, if possible, and then if we get results from this we would have a very definite strong

Now, while we are talking about animal experiments I would like to describe our preliminary work with rats at Miami Valley Hospital. At this point I wish to toss a bouquet to my good friend Robert Lip who has cooperated very well with our work despite the fact that he still can't believe that this is as great a form of therapy as I believe it is. He has never-the-less shown very nice cooperation and it was basically through his help that we were able to get a foothold in good clinical, good scientific experimentation. I am going to record, here, a report on a rat experiment at Miami Valley Hospital that was conducted in the fall of '58 which is one year after our first cancer cases (two of them) were treated at College Hill, Mrs. Bias and Mrs. Cartwright. This report is the summary of the result obtained from the experiment conducted in collaboration with Dr. Stafford, Dr. Grife and Dr. Catsman in the use of the device purported to deliver "Electron therapy," in conjunction with chloro-leukemic Sprague-Dolly rats. It is called for 16 suckling rats to be injected with standard doses of rat leukemic whole blood of which 8 were to be treated as a device, the other 8 to serve as controls. In addition 8 suckling rats without injection were to be treated with a device. This is not exactly what we did, we injected 7 with cancer and 9 were used as controls - treated controls. Now, in the treatment, the rats were to receive treatments the day following injection, and every Monday, Wednesday and Friday at 10 A.M. during the experiment, Dr. Stafford gave the treatments with the machine and the prescribed frequency for carcinoma and sarcoma, for streptothrix, streptococcus and staphylococcus, were used. A carrier wave of 2400 cycles was used. Now, the rats, both the injected and the non-injected treated rats were placed in the same container and they were treated in the same way and I did not know which rats had been injected and which rats had not. Therefore, we could eliminate any possible prejudice, or any form of therapy except straightforward administration. Now, our results were as follows: only three animals were available as controls at the time the experiment was begun. These animals were all positive with respect to the chloroma at death and they died respectively 43 days, 39 days and 49 days which gave an average date of death of 43.6 days. Now, in the injected and treated group, we had as follows: in this group there were 7 animals injected. Of these, 4 animals died and were positive for chloroma as follows: the 4 that died, died on the 55th day, 53rd day, 48th day and the 46th day, which gave an average rate of death of these four, of 50.5 days, which is 7 days longer, one week longer than the average date of death of the three peekeds. This in itself

C
O
P
Y
so wonderful, and of course this was just in the first few days of its use in Dayton, I said, "John, if this machine is so wonderful, why don't you cure my dog?" And John, with a very confident statement said, "We shall," He said, "We will give it a treatment tomorrow." So, we did, we got the machine and we treated old Skip. 24 hours later I was eating in the dining room and the dog came in and he just had such a saucy look on his face that I hadn't seen for quite a while. He had been moping around for months. I had some graham crackers there and I held one up and I said "beg" and the dog sat right up on his haunches and begged as he had done in days of yore. My wife was sitting at the table and we looked at each other and we could scarcely believe what we had seen, for this dog had not been able to even stand on his haunches, let alone sit up on them for months. Well, this progress we watched very closely. We gave Skipper some more treatments and lo and behold, not to dramatize the story too greatly, for it is dramatic, this dog got to the place where he could again ride, get into the car, jump in and out, could sit up jump up and he could bat his legs at me and we used to box, shadow box, and he could do that again. He actually looks like a pup and he is 12 years old and since his treatments, I see no sign of aging. This report on the dog is rather significant, for my colleague, one of my colleagues, had felt in the early stages of this procedure that possibly we were hypnotizing our patients into thinking they were feeling better since they could see the blue light and he did admit that probably it would be a little difficult to hypnotize the dog into thinking that he would feel better when a blue light was pushed around in front of him, so, the dog did seem to open a new horizon to therapy or to the acceptance of this therapy here among some of my skeptical colleagues. I do not say this, cynically, for I think that skepticism is a very important part of science. If we go overboard without proper controls in our experimentation, if we feel that one experiment proves the whole works, we are very likely to be let down at some later time. I feel skepticism has it's place but I feel also that we must be able to evaluate what we see with our own eyes. We must try to keep an open mind as we work with new things for history is full of incidences where men have grasped knowledge and in trying to show this to others they have repeatedly been discouraged, but in the end, in all of life's progress I believe that history will show that in something that is worthwhile will be accepted.

C
O
P
Y

and more combiotic and on Sunday noon she called me at my home. This girl was not a hysterical type person, she was very level headed. She knew how jealously we guarded our few minutes off Sundays and she hated to call me on Sunday but she was in a very severe condition, severe sore throat, a lot of pain and I think she thought she just wouldn't be able to get back to work if something heroic wasn't done for her at that time. I told her that we had done just about everything that we could do but that we had the Rife apparatus there and that if she wanted to meet me at the College Hill hospital that afternoon that I would give her a treatment. This we did and lo and behold the next morning she said that she reported to work. She felt fine. Her throat was quite exudate over the tonsils but observing her over the next couple of days and taking no medication her throat cleared up promptly and she had no recurrence or sequel to this tonsillitis. She said in her six month follow-up that she felt partially relieved in 12 hours and completely relieved thereafter. She says that "I feel that the Rife Machine has a great future and is of great value to our patients as well as many other people, especially in the treatment of cancer. I also feel that anyone receiving treatment from the machine for any length of time would feel extremely better. I have been very enthusiastic about this type of treatment and continue to feel that way. I am hoping for a lot of progress in the promotion of the machine as I feel that it will help many people and help them to live longer and have happier lives. This was the tone of most of the patients that we treated. They couldn't sometimes, put their finger directly on what to say but they felt down deep that they had benefited and they expressed themselves so in our questionnaire. A short while ago I mentioned, in recording, that also my family were impressed by the effects of this machine. I failed to mention one of those closest and dearest to my heart, my little 12 year old cocker dog. Old Skipper had been quite a companion to me in the Navy, he travelled with me, he would make house calls with me, he would walk me from the office to home, or the hospital, home, he would seem to have an unusual ability to think and to perform. Now, Old Skipper had for the past year previous to his first treatment with the Rife machine, developed severe arthritis. This kept Skip from even getting into the automobile and so he stayed at home and he seemed to adjust to the change in life pace, but he got to the place that his hind quarters were so feeble that he would shake and tremble as he would stand to eat. And it was actually painful to see the old dog try to get up after he had been lying down a while. I talked to John Marsh about this and sort of joking with him a little I said "John, this machine that is

C
O
P
Y

left hand because of the weakness noted so I suggested that we contact you, John and find out if this kind of therapy was of any value and you, at that time, gave me very good guidance - that Dr. Wright thought that we could treat scleroderma very much like we would treat TB. So we did the same and we followed the advice that you gave us and treated Bob Lori and I asked Betty, my sister, to make a chart of the areas of depigmentation and to watch these areas and see what changes might occur over the next several months. To summarize, Bob now seems much stronger. His general health seems better, his left arm is stronger. The atrophy in his left thumb has decreased, the depigmentation that was noticed in the left shoulder area has disappeared and it is almost fantastic the changes that have occurred. Dr. Welch has not been informed of the therapy that we used concurrently with his and of course he is quite pleased with Bob's progress. At the proper time I will bring this forth and describe this to Dr. Welch and others.

I want to describe another case of a skin lesion, that of Robert Witte, a 15 year old boy who had had severe athlete's foot with severe infection. This skin condition had been bothering this boy for several years. During the past six months prior to treatment he had had very severe infection and cellulitis secondary infection in the cracks of the toes, skin of the feet. He had seen two physicians, I had tried to treat him with gentian violet and other topical applications. I had been able to control the secondary infection, the cellulitis with antibiotics, but we were unable to impress the basic fungus infection in any way. We gave this boy some treatments with the Rife machine. For 24 hours the itching had been very intense and aggravating but had disappeared 72 hours after the first treatment. The weeping and the oozing of the serum from the cracks in the skin ceased. This boy was treated, given three treatment. His shoes were treated along with the feet and he has been practically free of difficulty at this time. This, I think was one of the most phenomenal of the cases that I saw treated in the original study. I would like also to record on this tape another minor case of my office secretary, Mabel Yoman who is quite a convert to the Rife form of therapy following her remarkable recovery in 12 hours from a severe follicular tonsillitis. This girl had been very interested in our work, seeing John Marsh and myself in conference and treating others. One week about Wednesday, she developed quite a severe sore throat. My assistant had put her on achromycin and had given her some combiotic, that's penicillin and streptomycin and this was repeated on Friday. She saw me and I told her to continue the achromycin

do after an adenoid-tonsilectomy when they have had a lot of trouble over a long period of time. They begin to eat better, they sleep better, they breathe better and Patty has certainly responded to these treatments in a very similar way. I talked to the other doctor just today in the halls of the hospital and told him that possibly we can postpone that operation, that Patty seems so much better. I didn't tell him why but someday I will. I hope to tell him why this girl got better and of course, that day may come very soon. Along this same line I treated my mother, through the winter of 1957 and 1958 she was having a lot of discomfort in her abdomen, upper abdomen. She had a gall stone and she was losing some weight and she was feeling very badly. She had some neuritis and bursitis. We gave her some treatments and she absolutely claims that she knows she had felt much better from the time she had her first treatment with the Rife Machine. Because of the dangers of Carcinoma, chronic irritation in the gall stone, we decided to remove the gall bladder and the stone which Dr. Damster did in the spring of 1958. My Mother has certainly made a tremendous improvement. She went through the surgery beautifully, her post-surgical course was as fine as anyone could have and both she and I feel that very likely her nice recovery from the surgery could be partially, at least attributed to, the benefits she obtained with her previous treatments with the Rife machine. I believe that we eliminated, or at least partially eliminated much of the infection that always is found in the gall bladder wall when cholelithiasis is present, and, this infection and inflammation extends up into the liver, contiguous with the gall bladder, and of course produces a focus of infection that takes a lot of a person's energy and I believe that, possibly, by giving her these treatments prior to surgery, we put her into the best pre-operative state possible and therefore she had a very uneventful post-surgical course.

Now, another case that I would like to mention in my own family is that of my little nephew. (he is not really little anymore.) He is 17 years old, Bobby Lori (eye). Now this boy was approximately 7 or 8 years old when I first noticed some deep pigmentation in his left arm and as soon as I saw it and noticed some of the muscle atrophy I was quite sure that we were dealing with scleroderma. I sent this boy down to Dr. Welsh in Cincinnati. Dr. Welsh confirmed the diagnosis of scleroderma and fell upon some of the empirical forms of therapy that are used for this form of scleroderma. Around Christmas time, 1957, I first noted the progression of the scleroderma. I had not seen Bob very much and my sister, Betty, had called this to my attention - how the pigmentation was extending up over his left shoulder and how much more atrophic the eminence in the hand had become. Bob had gotten so he wouldn't carry his books in his

My wife has experienced a marked improvement in her general well-being, in her feeling, she had had lower abdominal cramping, and some cramping with her menstrual periods and I gave her some treatments, periodically, and interesting enough, she has had much better health since. She feels better and I hasten to say that she is even more beautiful. That's a testimony for the time I have spent on this project. Now, my other three children beside Ann have all had a crack at this form of therapy and have all benefited. Susan, my 10 year old had some very aggravating dermatosis of her feet, athlete's foot type of thing, last fall around Christmas time and so did my youngest, Pattie, and so I treated both of these girls and very promptly their itching cleared up and very shortly after that the lesions in the skin, the cracking and so on disappeared. The blisters also disappeared. I treated not only their feet but the shoes that they wear. This we had worked out in the fall on another case, which I will report later. My David, also. He is 7 years old has had several treatments with this machine. The most remarkable time was the time that my wife and I were about to go on a trip and David and the children were staying with the grandmothers. That morning, David awoke with a high fever, sore throat and just a miserable upper respiratory infection. I gave him a treatment at 10 o'clock. We were prepared to delay our trip, or possibly postpone it and actually, during the treatment the boy brightened up, he was being held by his grandmother and he just seemed to brighten up and he began to perspire and his temperature dropped and believe me, it was almost unbelievable the difference in the boy after that treatment. Now, just what happened I can't say but we went on the trip and we called back and he just continued to improve and had no relapse and it all cleared up. This was in the spring of 1958.

Another very interesting episode was with my little girl, 3 years old (Patty.) All fall and winter this year she just seemed to have one cold after another and her adenoids and tonsils became infected by this and became enlarged and even when she wasn't having any infection she did definitely have obstructive tonsils and adenoids. None of my children have had surgery for their tonsils and adenoids but I felt that Patty would be the first who would have to succumb to this. I had even talked to one of the local doctors here about the possibility of removing the tonsils and adenoids in May, this month, and I thought I will give our little girl three or four treatments with the Rife machine over the neck glands and see if maybe we can't prevent this surgery. Believe it or not, my wife and I were just talking this week about how much better she seems. In the past month she hasn't breathed with the obstructions, she has been eating much more and she has been behaving much more the way most children

the treatments each time, he had noticed quite a drowsiness, drowsiness or a change in his mentality for about 24 hours. Then he would feel better and he would feel stronger. He saw Dr. Fabian in Cincinnati after the 5th treatment and Dr. Fabian said to Mr. Garrison "I never heard of such things," when he explained his symptoms. Now despite our therapy, Jim seemed to get weaker and so in the spring of 1958 he went back to Montreal. There he was given heavy, intensive doses of radiation and the people in Montreal were very pleased with his progress. He has returned and at the present time except for looking like Fule Bryner with his hair burned out with gray he has been in very good condition. We do not know, of course, how much of this is due to the therapy we gave, or how much could be attributed to the radiation given in Montreal but this much we can say, if it takes 2 forms of therapy to cure a man lets give him two forms. Again, lets not deprive anyone of anything that can make them well. Following the treatments in the office with some of the minor complaints, I sent a questionnaire to many of these patients. This questionnaire was sent 6 months after the cessation of therapy and interestingly enough I received 100% response on these questionnaires. The general cooperation that I obtained was very encouraging. The patients who had been given this form of therapy, although not all had received definite benefits, all did seem very grateful that we had made an effort to help them. No one mentioned in any way any detrimental effect of this therapy and so I want to read at this time a comment from one of these patients who had a poison ivy. This patient Dorothy Johnson, came over for therapy at the suggestion of John Marsh, she was a friend of John's and I will read what she said "Requested treatment for severe case of poison ivy involving lower extremities, bottoms of both feet heavily blistered for 4 days, the discomfort of itching was unbearable, treatment was given at end of 4th day. That night itching was ended and no further discomfort was felt. The processes of healing required about 2 weeks. No further spreading during this time was manifested. Only precaution that was used was frequent bathing with Fels Naptha soap and sterile bandaging of broken skin areas. There was no further infection. "As I have never had poison ivy before" she says." Just what value this treatment was in this case could best be judged by a medical practitioner. You, Dr. Stafford can best answer this. Rest assured if I am ever unfortunate enough to get mixed up with this weed, I shall not delay 4 days, a request for the same treatment. This same experience was noted in my own family. My oldest daughter, Ann, who is now 12 had a severe case of poison ivy last summer. I keep a nice poison ivy weed bed out in the back yard for such experimentation, and Ann came in and she has always been quite susceptible to this weed. She was very miserable. We treated her and very promptly as in the case of Dorothy Johnson, she noted relief of the itching and the lesions dried and disappeared. She is a true devotee of the Rife machine as are, as a matter of fact, all of my family.

his wife and his associates had noticed a big improvement in him. He stated that on "beggars night" when the children rang the bell, many times he was very much amused by their antics and he knew that if he hadn't been improved so dramatically, he would have been quite an old grouch, with no much interruption on that night. Finally, after his 6th treatment he had noted no bleeding and he was feeling very good and he had still had the urgency. Now this sequelae came to this report several months later when he returned to the Veterans Hospital and they cystoscoped him again and interestingly enough he was found to have a calculus in the bladder. This calculus had apparently been there ever since the transurethral resection and had apparently formed around the ingrowing catheter that had been used at that time. This calculus obviously was irritating the lining of the bladder and setting up this cystitis and despite our therapy which relieved the infection, probably, and relieved some of the inflammation, the calculus was still in the bladder and was still producing this feeling of urgency. A side note at this point, all along I have learned and re-learned and established one important principle that this form of therapy like any other form will never replace careful diagnosis, careful evaluation of the patient and a continuing interest in doing everything within the medical field possible to improve the patient's condition. This is a little bit of philosophy that I have worked out. Along with any other great form of therapy The Rife machine is no substitute for careful medical care. Now the next case I would like to discuss is that of James Garrison a 37 year old white man who had been to Montreal and had brain surgery. At that point they discovered that he had a astrocytoma of the left sylvianfossa. This surgery was done in 1952 and following that, several years later he had recurrent symptoms in the right arm and leg with weakness in these extremities and unreliability in walking and he had difficulty in saying the word flagrant. After the first treatment he stated that he felt very nervous in the evening following that treatment and he took a hot bath and he noticed intense itching from the groin to the ankle along the inner side of the right leg, but, following that he noticed less weakness in his leg. Following his second treatment he stated that he was very confused and he felt like he might be getting another seizure. He had had seizures and he had been controlled partly by phenobarbital and other anti-epileptic medication. Following the third treatment he had noticed some hiccupping and this was relieved by therapy. He had slight nausea but there was a decreased amount of stool. Interestingly enough, he was able to say flagrant at this time, and he was very happy about this. He felt that it was a sign of some improvement. Now, we continued our therapy for Mr. Garrison following

of this treatment but we felt there would be no harmful effect since we had tested this for xray intonation and found it lacking in that respect, fortunately we had tested it in several other ways in an attempt to find out what form of energy we were using. This form of energy seemed to center itself in the field of radio wave vibration, high energy oscillation, and we felt that this form of energy as far as we knew the present had never had a effect detrimentally to human tissue and therefore because of experimentation that Dr. Rife had carried on previously and some of the work that we had done, we felt that it was safe to try this therapy on several cases.

One case, that of Harry L. Ben we used the machine on his case. He was suffering with diverticulitis and he was also having a great deal of urinary and bladder difficulty. We gave him 6 treatments and Mr. Ben has been one of our most enthusiastic supporters ever since. He felt that he had received untold benefit in his bladder difficulty. Mr. Ben had previously had resection of the prostate for carcinoma of the prostate and he is convinced that his clinical symptomatology of urgency and frequency and hematuria improved tremendously following this therapy. He had begged for repeat therapy but because of our program, we haven't had the opportunity to give him further treatment as yet. Interestingly enough, despite a high uric acid, correction, an alkaline phosphotase level, Mr. Ben seems to remain free from the signs of the signs of carcinomatosis, which might be suspected in the level of such high acid and alkaline phosphotase levels. The 4th case that I would like to report on is that of Robert Clifford.

58 year old white man who had had a transurethral resection at the Veterans Hospital 6 months previous to the therapy and since that time he has been bothered greatly by frequent urgency and hematuria. Now, he was given so many of the conventional treatments including anti-spasmodics, urinary antiseptics, to no avail, and when advised that we would try this for him, making no claims to efficacy, he said anything would be very welcome, which would have any chance of helping him. Following his first treatment he noticed less burning, but no change in the frequency and urgency of the urinating, but had only noticed blood once in three days since the first treatment. Following the 2nd treatment he was feeling much better. He had only a little burning and much less frequency but the urgency was the same. The stream was twice as large but there was no bleeding at all. Interestingly enough, he had a bronchitis which didn't seem to change its characteristics during the entire therapy. After the 3rd treatment there was no blood and the burning was much less and often no burning was noticed at all. The urgency did not change, but nocturia which had been 4 or 5 times a night had reduced to once. He had less cough but he was still wheezing. Now, on following the next treatment he was feeling very well,

COPY

cells, hypoplasmatism. Some of the cells are vacuolated and there is moderate edema. There are clumps of tissues between the neoplasm cells. This shows no characteristic deterioration changes, or changes in the pathology of the cancer cell." The summary of the pathology report at autopsy "This 70 year old female (and that is wrong. It is 80 year old) died of the effects of severe arteriosclerosis and cardiac ischemia carcinoma of the breast with a terminal bronchial pneumonia. The pathological diagnosis was stated as bronchial pneumonia, bi-lateral, generalized arteriosclerosis, arterial nephrosclerosis, carcinoma, left breast with metastases locally, post radiation status." The last statement of post-radiation is very interesting in that the patient at no time received any xray or radio-active isotope therapy. Therefore this diagnosis, of course, would have to be challenged. The second case that I wish to report is that of Mrs. Cartwright, aged 50 who had had a hysterectomy, followed by extensive xray therapy, for a carcinoma of the cervix. This operation had been done in December of 1956 and the patient, following extensive radiation, had developed a severe rectal vaginal fistula. She had progressed down hill. She had lost weight. She had been having much pain in the pelvis and in the back and when she was finally admitted to College Hill Hospital in the fall of 1957 she was having gross bloody stools and extensive pain that could not be relieved at all by medication alone. She was given therapy every third day on, say at the same time and in the same room, as a matter of fact as Mrs. Dyers. Mrs. Cartwright's mental equipment was of course functioning much more clearly than Mrs. Bias as she was almost half the age of the elder and she was a rather pleasant woman except that she was under great duress with this extensive pain. She had constantly, this very foul situation of the bowel movements tracking through the vagina. Following the very first treatment with the Rife apparatus the gross hematuria ceased. This was most spectacular and following the 6th or 7th treatment the pain of Mrs. Cartwright, or ordeal, seemed to be diminishing. We were able to reduce the pain medication and Mrs. Cartwright began to eat better. She was a very heavy smoker. We did not request her to change her habits in this regard but Mrs. Cartwright's progress seemed to be so good that in about 4 weeks I was prompted to call a surgeon, Dr. Robert Snyder, and request that he do a colostomy to clear up this perineal difficulty. Dr. Snyder was very cooperative and was willing to transfer Mrs. Cartwright to Mira Valley Hospital for a colostomy operation. I told Dr. Snyder at this time, that we were working with a very interesting procedure hoping that we could alleviate some of Mrs. Cartwright's difficulty and I challenged him to look carefully in the abdomen when he went in to do this procedure to see if he could find any evidence of metastatic carcinoma. This he did and he was able

C
O
P
Y
carcinomatosis from the breast. This was confirmed beyond a shadow of a doubt. Pictures were taken of the right and left breast when we began to see an improvement. These pictures are a matter of record in my files. Mrs. Bias general condition improved remarkably. She regained much of her strength, she no longer was bed-fast as she had been. She traveled by herself to the bathroom and out into the lobby of the hospital and her appetite increased and her ability to walk increased to the point where she insisted on her husband, dear and tender man that he was, to bring her some extra food from the outside for she was able to eat again and she had much to catch up on. Another remarkable clinical demonstration of improvement occurred in her right arm in that she could now raise her right arm and comb her hair and bring the elbow up clear to the level of the ear which was an impossible feat for her to perform prior to this therapy. Now Mrs. Bias was an irascible lady, God rest her soul, and though she was always very fine to the gentlemen she always seemed to have a tendency to dislike other female characteristics and one day when she was about to get back into bed and the kind nurse was trying to help her she raised her arm up to push the nurse away saying, I can do it myself, and in that wringing motion and with her advanced years of 80, she spun to the side and fell. Unfortunately, and what so often occurs to folks in their eightieth years, a fall seems to bring on a shock-like state.

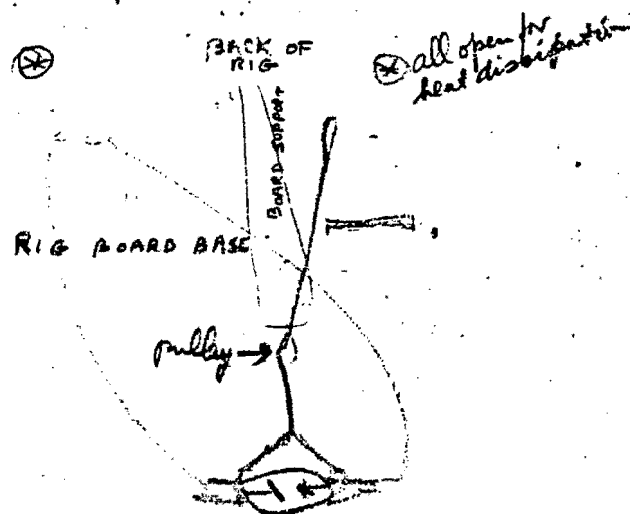
This is not the same kind of shock that we see in an automobile accident. It seems to be a mental. This mental shock seems to pervade the entire organism and I have seen many older patients who have sustained a fall even without fracture, go downhill and die. That is exactly the case of Mrs. Bias. Following this fall, she seemed to be in a dazed state and within a week she had developed severe pulmonary edema which of course we attributed to her failing heart. Despite therapy she again lapsed into pulmonary edema, secondary bronchial pneumonia and died December 15th, 1957 at 9 o'clock in the morning. Autopsy was performed by Dr. Robert Zip and Dr. Osborne at Miami Valley Hospital and the complete autopsy report is in our files. I shall not go into the complete detail of this report but suffice it to say that because of the interest in the cancer progress in this patient the tongue, esophagus and trachea, were removed from the neck along with the paracosophageal and parasyphical membrane in the cervical nodes and a careful microscopic examination was performed on this structure as well as on the related part of the body, especially on the breast and the axilla. These tissues were found to be normal. There was no sign of carcinoma in any area of the body with one exception. There was still remaining in the primary tentature in the breast a mass of tissue showing adenocarcinoma which was described as probably primary in the breast. The pathologist said, "the neostriatum

I would like to summarize several of the cases I have worked on during the past year and a half. Since my most fortuitous meeting with my old friend John Marsh, I believe that was in August 1957, at that time John came to the office with his wife who had some little illness, during and following the treatment of his wife, John told me he was engaged in some very interesting work in California. He was kind enough to explain some of this work to me and of course the things John had to tell me about the Rife equipment, was most phenomenal and at the time it seemed almost unbelievable. I have, fortunately, been able to observe and do work, here in Dayton whenever I have been able to do so, however, the work would be applicable. Several months after my first meeting with John Marsh I had the fortunate experience of applying the Rife therapy to two of my patients with cancer who were confined at the time to College Hill Hospital. Both of these patients were in a terminal state. I discussed the situation with their husbands, collectively, and the husbands agreed to support the transfer of the Rife Equipment to the College Hill Hospital and in the fall around October 1957, the therapy was initiated. The first of these cases was that of an eighty year old white, married woman who had been admitted to College Hill Hospital several weeks prior to the initiation of the Rife therapy. At this time Nellie Bias was suffering from extreme congestive heart failure at the same time with extensive carcinomatosis from a primary lesion in the left breast, to the right breast to the right axilla, to the verticle end of the neck. Mrs. Bias was given the treatment that is customary to cardiac failure and she showed remarkable response to this. Approximately 40 pounds of water were removed from her edematous body. This left Mrs. Bias in a terminal cachectic state in which she was unable to swallow, even a small amount of water or even the very minimum amount of soft non residue food. When she would try to eat this food she would gag and cough and it would tend to go into the trachea and she and she would have severe paroxysms of coughing. Many of these paroxysms seemed to indicate the very end for Mrs. Bias. Now, following the 4th or 5th treatment, which was given, each treatment given at an interval of about 72 hours prior, Mrs. Bias began to find that she could swallow a little better. The general nursing care was relieved. Her health seemed to return. However, I would say that after each treatment she became quite lethargic, groggy from a period of 26 to 36 hours and then would brighten up considerably up until the time of the next treatment. A most remarkable change began to be observed in the extensive metastatic carcinoma, especially noted in the right breast. The extension of the carcinoma to the right breast had produced ulceration and secondary infection and the odor was characteristically foul. Likewise Mrs. Bias right arm was bound to her side by the extensive

Incidentally, my part from the private archive of Jimmie Holman & Paul Dorneanu
 hearing got - but there is no longer - excepted a loop on their part -
 and they were very interested
 in the part of the subject as far

ROBERT P. STAFFORD, M. D.
 THOMAS G. OSWALD, M. D.
 GEORGE W. MARKUS, M. D.
 702 SALEM AVENUE
 DAYTON 6, OHIO

Photo is of simple
 sketch of frame & one of
 the things.



1927

It is very true that the K^2/μ has increased a great deal
primarily in that of treating many of the problems abstractly.

10.11 - 11.12 - 12.12 - 13.12 - 14.12 - 15.12 - 16.12 - 17.12 - 18.12 - 19.12 - 20.12 - 21.12 - 22.12 - 23.12 - 24.12 - 25.12 - 26.12 - 27.12 - 28.12 - 29.12 - 30.12 - 31.12

[illegible]

In the $P \equiv P^*$ bundle a measure of g^2 is not - they have - before we are explicitly furnished with it.

RF back in against its acceptance. (Murray, 2 Sept +
believe that the above will not be cleared in our favor.

Believe me, I shall not see the movement in any other
case more until we have given the opportunity of the

By the Hon. Secy. of the Navy
There is a letter from the Hon. Secy. of the Navy

And then in the new 2 weeks - my only reaction
to this interference results in that I look at the instruction

It is not clear to us then, parent & subject that in the

to the extent of the amount of the debt, and the amount of the debt is the amount of the debt.

from the private archive of Jimmie Holman & Paul Dorneanu

John F. Evans
4246 Pepper Dr
San Diego, CA
92105

12/31/88

702 SALEM AVENUE

ROBERT P. STAFFORD, M. D.
THOMAS G. OSWALD, M. D.
GEORGE W. MARKUS, M. D.

[illegible]

There then to write you the good news of our continuing
success in the fight in Experiment # 33. The news is

Will continue suggested text on new element

(2) Both of the 2 ingested *Thurberia* seeds which had shown signs of the *Thurberia* are now dead.

Part - 5 more rejected notes which I have been thinking

the water, we set out along the river.

an example, both μ and ν are normal distributions

King, the nation's director of the Library, and Rockefeller the ~~other~~ present the letter both signed before the ans-

That a copy of the rejected Treaty be returned to the Secretary of the Navy.

James M. Smith, Jr. 1877

in buying my pocket diary in the shop (1712) and having
very comfortable of it with him, and understanding, I spent it at 33

Heckman, J. J. (1979). The common factor model and the measurement of internal consistency reliability. *Journal of Educational Measurement*, 16(1), 26-47.

There are many individuals - (in the past weeks) - the following

known me with me the given journey
The last of the month. I have called to explain
the last of the month. I have called to explain

in order to obtain any vegetation in the
(about 5 mi. N. of the lake) (not found in St. George's Bay)

present the first thing I look at the handwriting

JOHN F. CRANE
4246 Pepper Dr
San Diego, Ca 92105

from the private archive of Jimmie Holman & Paul Dorneanu

ROBERT P. STAFFORD, M. D.
THOMAS G. OSWALD, M. D.
GEORGE W. MARKUS, M. D.
703 SALEM AVENUE
DAYTON 6, OHIO

12/31/58

Dear John:

There can be ~~no~~ better New Years Eve Celebration for me than to write you the good news of our continuing success in the Rats in Experiment # 33. The score is

- ① All control injected rats are now dead.
- ② Both of the 2 injected treated rats which had shown signs of the leukemia are now dead
- ③ But - 5 more injected rats which I have been treating with the Rife Transmitter, are still absolutely healthy on this, the 50th day since injection.
- ④ All controls, both treated and untreated are normal & healthy.

Well - There still remains much to be done but I feel more strongly than ever that Dr Rife has discovered a great and promising method of treating many of our perplexing diseases.

With best wishes for a happy, prosperous
& very successful New Year

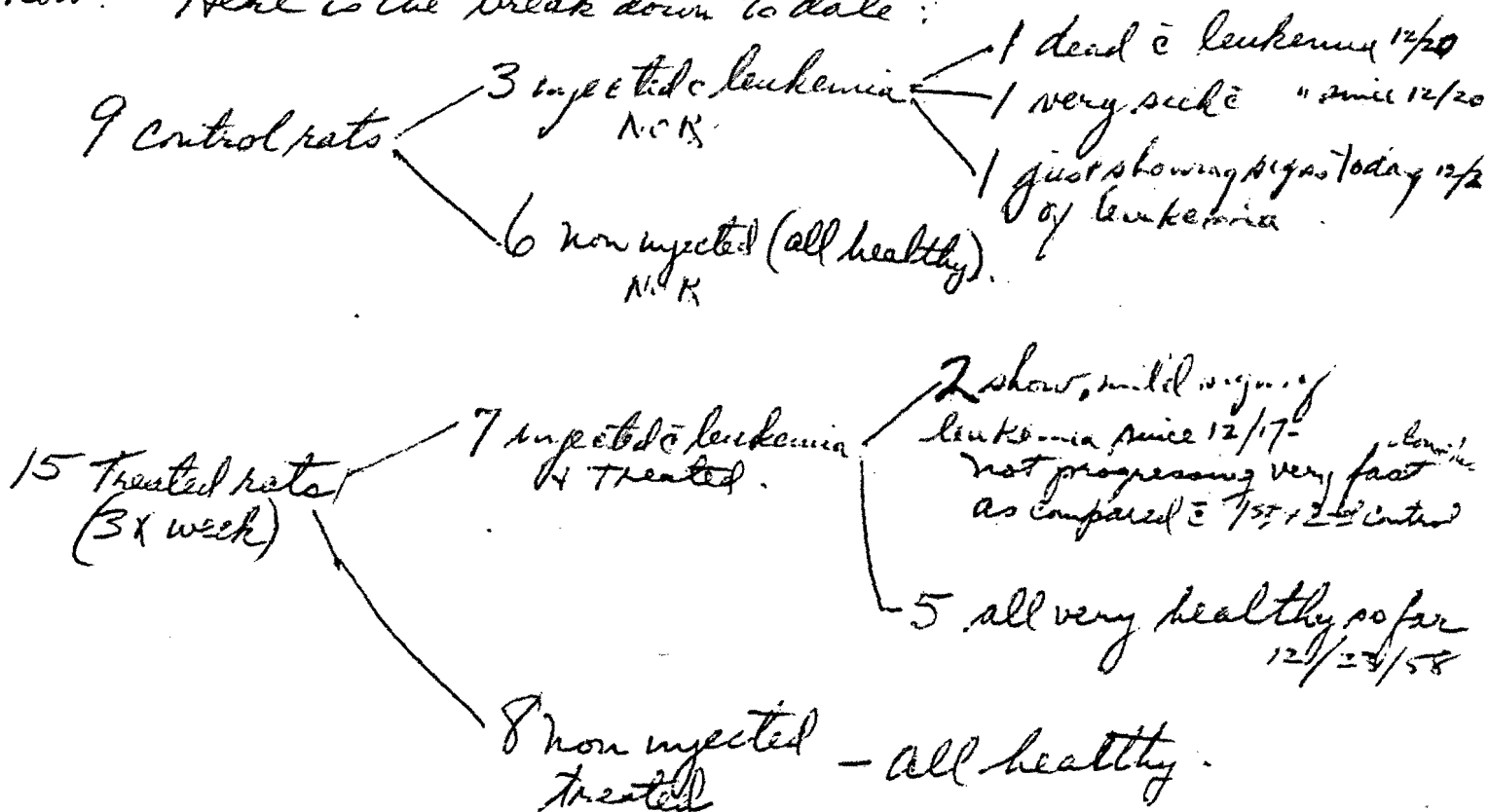
Bob Stafford, M.D.

ROBERT P. STAFFORD, M. D.
THOMAS G. OSWALD, M. D.
GEORGE W. MARKUS, M. D.
702 SALEM AVENUE
DAYTON 6, OHIO

12-23-58

Seasons Greetings to my Friends @ Life Lab.

I have glad tidings to bring you. Our rat experiment is progressing very well. Not conclusive yet - but we are definitely in the running. The people at the lab are beginning to show some real interest - not just sympathetic tolerance as has been shown up till now. Here is the break down to date:



If we can keep these odds running - will have some very interested people here in Dayton - Even, my partner Markus has shown some interest in this report today.
"Merry Christmas & Happy New Year"
I'll write again soon!!

LaMar S, Williams
47 E. South Temple St.
Salt Lake City 1, Utah

Nov. 26, 1958

Dear LaMar:

Your last letter to John Marsh of September 17 mentioned a Professor Salsbury of Ricks College but we have been unable to hear from him as to his results with the Frequency Instrument.

Our interest in submitting the instrument was for its evaluation in Texas but since it may prove too expensive I believe that an M.D. will run some tests here for us. We would appreciate any further word from you as to any further results that may have been obtained. The M.D. is here in San Diego and as soon as the instrument is returned, he will start an evaluation.

I am enclosing an article "Electron Therapy" which gives further details and also a little history by Dr. Rosenow M.D. of Mayos.

We are planning to incorporate a new frequency meter with this instrument which will eliminate any possible error resulting from calibration and will have direct dial reading in cps.


Please give my regards to the Garffs and we sincerely appreciate the efforts that you have made. Tests on rats are now being conducted in Ohio and we will have some answers in 45 days. (with cancer).

With our sincere good wishes for the holidays,

Cordially yours,



John F. Crane



ROBERT P. STAFFORD M.D.,
702 SALEM AVE
DAYTON, OHIO, 6

19 Nov 58

Dear Bob:

I am sure glad to hear of the rat tests and if they are still alive after 50 days we will be amazed ourselves. Very little work has been accomplished with the leukemia virus as Rife specialized on carcinoma virus and sarcoma virus. Of the 50 to 60 odd types Rife found that the same virus was the culprit and the frequencies which you now have killed these virus. Marsh reported some success with leukemia patients in Salt Lake City and we received a letter from a woman who had gained weight and recovered her strength but how she is now I couldn't say.

Recent treatment of a woman with a serious case of fissures - hemorrhoids and piles has succumbed to the Tube type frequency instrument in combination with the diathermy instrument. This is the second case that we have cleared up. The woman was scheduled for an operation and in severe pain. The pain seemed to vanish after the 2nd c.

I believe it is extremely important to have an exact setting within \pm or - one ~~cycles~~ cps. A research proposal was made on this point for funds but was denied. I wanted to go farther into this problem because we now have electron counters that will read down to 4 decimals of a cps such as 2128.0123 etc. Further research can only tell us exactly what the "Critical Frequency Tolerances" will be. Varying the cps after your treatment of three minutes may be very beneficial and it would serve as added insurance toward the results attained I'm sure.

Another means of allowing the patient to handle higher current inputs might be novocain such as the dentist uses to momentarily disengage the nerves. A milliamp meter should be used to avoid going over 100 milliamps as I think that is about as high as can be safely attained but again we have no research on this point and much greater power may be used with great effect by this method. The electrocution of bacteria, virus, and fungi by this method is entirely in its infancy. Several of these instruments may be employed simultaneously on different body areas but I believe the total current should be measured and controlled. Your jelly sounds like an insulator to me and the higher input may be erroneous. I think area increase is more of an answer. Since silver is the best conductor we have used copper and silver plated same. Aluminum would work OK or any other good conductor should be satisfactory.

John F. Crane

We found Electrocardiographic jelly makes a much better contact for the probes. This seems to lower the skin resistance & allow patient to handle a higher current input - This may help you there if you haven't already thought of it -
I'm going to try enlarging probe contact area as you suggested also ^{your} ~~your~~ ^{use} ~~use~~ ^{of} ~~of~~ ^{Aluminum} a good electrical conductor for the Heathkit probes?

CONFIDENTIAL ↓

I've started another patient, ^{Mrs. Bandura} @ Good Samaritan Hospital using the Heathkit - She has Carcinoma of Cervix - irradiated w/ X-ray & radium & despite this we opened her up & found metastases in liver & in lymph nodes along aorta. I'm putting ^{one} probe at base of neck & other probe at buttock - alternating probes after 4 minutes so that each dial setting of 728-784-880-2128+2008 is getting 8 minutes at full Heathkit output - switching probes @ end of 4 minutes. - Do you have any suggestions. She has had 3 treatments thus far.

Our other case, Mrs. Burns, is the lymphosarcoma in the bone is holding her own - her back feel better but her left elbow is now swollen & painful - She has completed 10 treatments ^{however} never only 6 were w/ (h-p) Counter & only 3 w/ TBC bands ^{as} you suggested - I'm planning to wrap aluminum around her elbow next & attach probes - leaving an insulating gap of course so current won't be able to bypass deep tissue -

11-17-58

Sincerely, Paul Dorneanu

JOHN CRANE
4246 Pepper Dr
San Diego, Ca
92105

from the private archive of Jimmie Holman & Paul Dorneanu

ROBERT P. STAFFORD, M. D.
THOMAS G. OSWALD, M. D.
GEORGE W. MARKUS, M. D.
702 SALEM AVENUE
DAYTON 6, OHIO

11/17/58

22 Deshler Plac
Dayton 5, Ohio

Dear John

Just a short progress report -

I gave the 3rd Rat treatment today. Using the new bulb and it works fine - found my trouble before beginning the 1st Rx - I didn't have my Hewlett Packard volume control turned up high enough and apparently this was drawing off a variable amt of current, so that the machine couldn't stabilize. Also I no longer fear the "pink" glow since your reassurance. I purchased & assembled the Heathkit ^{RF} Power meter which you recommended. It is nice to know where the "field of output" really is. I believe, as you suggested the (hp) counter and the RF power meter are absolute essentials for accurate work. I also play with an old TV loudspeaker to actually hear the oscillatory rates - This of course is just extra, but its been interesting.

We are treating 2 litter of RATS - 16 rats in all - 8 of which have been injected with a special leukemia (virus) cancer substrate. Our lab. has very well documented control studies of the effect of this cancer when injected into the special strains of susceptible rats. If the rats are alive 50 days after the initial treatment on 12 November, there will be some real excitement at this lab. So keep your fingers crossed. I'm giving the treatments all myself - I don't trust anyone else on this ^{particular} job. I'm trying to hold my frequencies exactly to 728 - 784 - 880 - 2128 & 2608 \pm 3 minutes on each. The machine wanders 1 or 2 cps each way occasionally.

Question #1 - How important is it to have exact setting all thru 3 minute interval. How much can I vary & still expect some good results. You mentioned this on Telephone but I would like your ex. opinion on this matter.

from the private archive of Jimmie Holman & Paul Dorneanu

over -

NOV 5, 1958

Dear Bob

Don't worry about the tubes turning pink - they are designed with plenty of an overload factor - they are working at about 40% capacity. If they do go you will find that a replacement is inexpensive. I have not been able to burn one up yet. When the tube is pink it is working best. Another indication of power coming off may be indicated with a photographic light meter. The meter is placed in front of the tube at a distance from the applicator tube and the varying intensity may be measured directly. The graphite material in the applicator tube came from a large high intensity emitter tube using much greater power than the Frequency Instrument will ever generate.

Now to answer question No. 1. You can get 880 cps easily out of the instrument by changing the pot. Turn to Page 7 of the Frequency Instrument manual and look at Pictorial B. Observe tuning knobs shown at "Calibrate" and "Feedback". Set your counter in position and adjust the the calibrate knob to the point where you can easily read 880 on band 2. You will find that you can adjust the range of the overall frequencies to encompass the desired results in all three bands. I usually start with band one and end up with 130 to 150 cps. Then switch to band 2 and you should be able to dial up to 1100 cps anyway. If not adjust the 3 capacitor screws on S111. (To max. output) Then start with band one again and work up. We will try to make a service man out of you and don't worry - the Frequency Instrument will respond.


No. 2 - you can stabilize the cps with the new bulb by turning the high KC range knob also if necessary - I believe you will get better results with the new bulb And I would not hesitate to use it.

I do not have another instrument that I can spare at the moment Bob but I feel confident that the one you have will work OK after you tune it up. With your counter you can do it.

Dr Rife sends his regards and we certainly enjoyed your letter. Also the new tube has shielded wire so you will not waste any RF radiation.

Best regards


John Crane


Royal Rife

ROBERT P. STAFFORD, M. D.
THOMAS G. OSWALD, M. D.
GEORGE W. MARKUS, M. D.

702 SALEM AVENUE
DAYTON 6, OHIO

Sunday eve.
2 Nov. 1958

Dear Dr. Rife & John

The new tube arrived safely Friday nite. I unpacked it Sat. morn and tried it out immediately. It lited promptly but it put a big load on the oscillator and cps varied as much as 100. I was unabae to stabilize the machine. then the whole works blacks out except the oscillator circuit which again stabilized well. I went right down to my friends at Cepp Radie and he was able to get the bulb on again when the machine is sitting on its end. However, the cps fluctuations are excessive. The old bulb does not have as much impedamce apparently, for it will stabilize if I am very careful to keep the red wire well away from anything. We tried a RF counter on both bulbs and as you know the new one is much better. However we are still getting a good output from the old bulb. We also found RF coming right out of the red wire. By varying the RF/KC I can make the new bulb brighten and four small opening on the cathode glow. Then I can make thaa dim by varying the KC output- which I did per your instructions before turning off the new bulb. With the new tube glowing at its brightest the tubes in the machine turn pink and my advisor here thinks they may burn out if used exten sively at the maximum.

As you may surmise, from the accunhy above, I have purchased a H&P 521-A direct counter. This is a MUST to get consistent cps output from bot h these machines I have found out. I am surprized that we have gotten any results clinically without it, if the cps is the important part of these treatments.

I have several questions. 1. I can not get the RF machine to put out between 840cps and 1400cps. Apparen tly the condenser skips this range. This means I can't treat streptococci at 880cps. John, or Dr. Rife, how necessary is it that I treat these Cancer Rats with 880cps if they get 784-728-2128-&2008cps. Will those four cps do the trick or must they have 880cps also. I hate to tamper with the machine or have any one else do so right now while we are in the middle of the Rat experiment. If this fails it may take till next fall to get finacial backing from the American Cancer Society to cabry on with the Rat experiments. However, if we are successful even to a degree with this pilot experiment we probably can keep enough interest going to get some where faster.

2. Since I cannot stabilize the cps while using the new bulb with this old machine, despite the improved RF carrier wave output) and since I may burn out this machine altogether with the new bulb, I have decided not to use it at the present but th continue to use the old bulb with thas machine. Am I right? or do you have some other suggestion? Is accuracy with the cps output much more important than a good RF carrier wave output? 3) Do you have another RF machine out there which will handle this new bulb without overloading so we can get a constant cps from the oscillator circuit and still get maximum RF output. If you do have such a transmitter would you ship it right away? When we are through with the Rat experiments about February I will ship it back to you. I feel our whole imediate future depends on at least a certain degree of success with the Rats. We have been able to generate a healthy interest here among a select number of M.D.s and I don't want to loose this gain. I have a fearful feeling that the transmitter I have here is on its last legs. I will ship it back to you if you can send me a better one which will work with the new bulb

Line ordered a Heathkit 14-1 as you suggested - I enjoyed your picture with the new tube - Also appreciate your recent letter to Rife, Dr. Rife & John sincerely. Bob Stafford

Dr. Robert Stafford, M.D.
Dayton, Ohio

October 25, 1958

Dear Bob

I appreciate more than words can say your cooperation with an endeavor that I and my associates have for many years tried with sincere endeavor to place before the public for the benefit of humanity a device that we sincerely think is of a benefit for mankind.

I have over a period of years worked with and experimented with the forerunners of the instrument now in question. Owing to the great advancement in the field of electronics, it has been possible to devise and contrive a device that we consider even superior to the original instruments that I have worked with since 1920. Results we've obtained over a period of years is decidedly encouraging, but we hope with the cooperation of sincere and honest individuals such as yourself and associates, we will be able to prove in time to come that this device known now as the Frequency Instrument will be proclaimed as one step in the advancement of the elimination of human disease. I sincerely thank you for your cooperation and also hope in the not far too distant future to be able to grasp the hand of a man that has cooperated with sincere and honest efforts. I wish to remain yours,

Respectfully

LIFE LAB, INC.

John F. Ewane, Pres.

Royal R. Rife

Royal Raymond Rife.

Director of Research

RRR/jc

(2) RIFE VIRUS MICROSCOPE INSTITUTE

ROBERT P. STAFFORD

Bob Stafford, M.D.
22 Deshler Place
Dayton 5, Ohio

4246 Pepper Dr
San Diego, Cal
92165
October 22, 1958

Dear Bob -

I have been advised by a local group of research doctors that the test set up for proving out the instruments on rats hinges on a certified biopsy by a pathologist before treatments and after treatments when the rats are well, they should be killed and another biopsy taken for each rat. The biopsy should be numbered and identified on each slide which they tell me is the most universally accepted evidence that can be obtained. I hope that you will follow this procedure also on at least 6 rats with one control ~~the~~ and having a pathologist to "sign off the slides" before and after. (and I ~~sure~~ sure would like to have those slides.)

There is another element Bob which may have a great deal of influence on your test results and I'm going to propose it for your tube tests: Buy an RF Power Meter Kit from Heath - Heathkit PM-1 at \$14.95. Leave the antenna off as shown in the enclosed picture and you will be able to measure the direction and intensity of the electrostatic space field coming out of your applicator tube of the Frequency Instrument. Many times treatments are given with the force from the tube actually missing the patient. With this little instrument you can actually check this yourself before using the Frequency Instrument on the rats because every tube transmits this field in a different direction. I would suggest that you place this RF Power Meter approximately 10 inches away from the angular electrode of the applicator tube and turn the volume control down until the maximum output of the Frequency Instrument can still be read on the RF Power Meter PM-1 - then adjust the Frequency Instrument ~~g~~ with the tuning knob at the right top which controls your 2400 KC reading and then forget it - and the ~~the~~ knob setting that gives you the maximum intensity of the charge of the space field from your applicator tube which can then be read directly on your new RF Power Meter PM-1. Leave this knob in the maximum field intensity setting throughout all of your other dial settings which you will read correctly on the electron counter. Your results should show an amazing improvement.

I am working on some plastic handles that will be shipped with the tube, this will mean another weeks delay. The handles are completed now and special connections will be installed with shielded high voltage wire. I have been doing some thinking about the electrodes which we use direct to the body and I think they are too small - larger ones would let us use more current for even better results.

John F. Craig

More good news John. I have a patient with lymphosarcoma showing multiple metastasis to bone. This condition is always fatal - usually less than one year. This patient is in Good Samaritan Hospital - a 500 bed hospital where I previously ran the unsuccessful experiments on streptococci & streptococci. I have obtained the permission from the hospital administrator & the Chief of Staff & have the full cooperation from the Rhyndotherapy department at Good Samaritan, to treat Mrs Burns (lymphosarcoma case) (53 yr old) She has had extreme pain, especially at motion - Her 11th rib is eaten away by the sarcoma as well as ^{left} leg area. We have given her 2 treatments ^{with Healt kit} - 2nd this morning. ^{Plasma R. on Monday & Thursday 2nd} She & I ~~and~~ and the physiotherapists believe she moves easier already. I have promised nothing - but if we get X-ray evidence of improvement it will be a Another big step forward in a hurry. - The reason this must be kept confidential, as you might already know - I wish to avoid any publicity as yet, lest some of our more critical doctors may cause trouble. - We must have evidence before we blast this thing wide open. - Premature publicity might hurt us badly. However, we've gotten over a tremendous hurdle to have this big hospital willing to allow us to work here. You see, as John Marsh probably told you, our Mrs Bras & Cartwright were at College Hill Hospital which is 35 bed hospital & where I have a lot of personal influence. - At Good Samaritan & Meander Valley Hosp - a 750 bed hosp) I'm a very little fish in a big puddle. Fortunately, I feel I have many friends in the profession but friends can be fickle too - So let's keep our mouths zipped - our sleeves rolled up and our fingers crossed - Let's

Send all the mail to 720 Wabler Place Dayton 56.

JOHN F. CRANE

from the private archive of Jimmie Holman & Paul Dorneanu

22 Reshler Place
Dayton 5, Ohio (HOME)
(ROBERT P. STAFFORD, M. D.)
THOMAS G. OSWALD, M. D.
GEORGE W. MARKUS, M. D.
702 SALEM AVENUE
DAYTON 6, OHIO

Mon eve

10-10-58

Dear John

Thanks for your letter & details of Hewlett Packard, I shall contact the local dealer soon.

Good News - John - I have just completed the final detailed plans on running the test-cancer tests. We plan to inject Cancer into 2 litters of suckling rats which are of a special cancer susceptible strain. Then we shall treat one of the cancer injected litter along with another non-injected litter as a control group.

NOT TREATED

Group I

Cancer injected

TREATED

Group II

Cancer injected

Group III

non-injected

I plan to treat Group II all at one time in a 6" x 6" x 6" wire cage. Then repeat & treat Group III similarly. I will use the blue light moving from the wall of the cage to 10" distance for 4 minutes on each of the following frequencies: Streptothrix = 784 cps; Staphylococci = 728 cps; Sarcoma = 2008 cps; Carcinoma = 2128 cps; & Streptococci 880 cps. All on 2400 K.C. carrier wave. I will treat these rats on Monday - Wednesday and Saturday at 10 AM until they die or outlive the non-treated control of Group I by a significant time. All rats will be autopsied. Now, John, this is our plan for the most important test yet. Please let me know promptly if you have any significant suggestions, - especially in regard to the time intervals of the treatments and the time on each frequency. It will be difficult to treat the rats more than 3x each week. However,

from the private archive of Jimmie Holman & Paul Dorneanu

John F. Crane,
Life Lab Inc.
San Diego, Calif.

CR 52365
Hunt?
9-5-59

Dear John,

Believe me, I am very pleased that you finally sent some cold hard facts about the frequencies used in this work. It is quite discouraging to be so very much in the dark about a subject which has become very intriguing to me. This data has helped already since I have calibrated both machines here and have found them both off the critical frequencies as listed below, (in compliance with your previous request.)

Calibration of the Rife Radio Frequency by use of a Tektronix Oscilloscope Model 535-52 ; prechecked at 60 cps and 10,000 cps before measuring.

Staphylococci	Dial 85	Band 2	Reading 678 cps
Streptothrix	" 91	" 2	" 747 "
Streptococci	" 99	" 2	" 848 "
Sarcoma	" 27	" 3	" 1755 "
Carcinoma	" 30	" 3	" 1820 "

Calibration of the new Heathkit AO-1 Audio Oscillator gave the following cps at the dial setting which you listed on the panel:

Staphylococci	Dial 3-43	"X"10	Reading 670 cps
Fungi	" 3-25	" 10	" 718 "
Streptococci	" 3-96.5	" 10	" 551 "
Sarcoma	" 7-42	"100	" 1850 "
Carcinoma	" 7-13.5	"100	" 2000 "

In-as-much as these five settings are all I intend to work with on the Kettering cancer mice, I don't think we have to worry about the rest of the pathogens. There is one thing more which I feel I must have to work intelligently. PLEASE SENT ME THE COORDINATIVE RESONANCE IN CPS FREQUENCY WHICH WILL DESTROY STREPTOCOCCI. I don't want to proceed with our most important work so far, until I'm reasonably certain of success. Success with the Kettering Mice will mark the real beginning of successful approval by the medical profession here and consequently throughout the country- Even your "friends" in the California Medical Society will have to apologize to Dr. Rife. I have taken one year to set the stage. These things can't be rushed. I now feel we are getting on sound footing. If the machine is properly calibrated it should repeat the astonishing results on the mice which it performed under John Marsh on Mrs. Cartwright and Mrs. Bias last fall. I believe that calibration is one of our big stumbling blocks but I now have connections here with Monsanto which may help along these lines.

John, I appreciate the trust which you have shown in me by telling me some of your trade secrets. I shall assure you I will use extreme caution with these, trusted facts, guarding them from those who might use them improperly. My only interest is to help you establish the value of this form of treatment and assist in its recognition by my colleagues.

Please send me your suggested setting for the two machine from the facts above. Also please sent the mortal oscillatory rate for Streptococci. I shall await your answers to these two questions prior to starting the mice experiments.

Bob

Robert P. Stafford, M.D.
702 Salem Ave.
Dayton 6, Ohio

30 Sept 58

Dear Bob:

Although you answered my letter and sent it to John Marsh I have prepared for you the necessary data to check out the Frequency Instrument and you will find it on page 5 of the carbon copy only. 3 copies of "Electron Therapy" are enclosed which I hope will give you a better understanding of our pet at the moment - the electrostatic electron.



Please do not blame John Marsh for any failure to supply you with the facts about the frequency instruments because these facts have been highly guarded secrets for over 20 years and John Marsh is not entrusted with them yet. I have taken this risk on my own at this time. As you know many firms have trade secrets which keeps them in business or they have no business. I feel that you will keep this confidence intact and when the time comes for public release of this information I'm sure there will be a great deal less suffering in this crazy world. The antagonistic action by the medical society here over the past 15 years has been and could be expected from barbarians. I'm sure that you can understand Rife's reluctance to give up the secrets of his lifetime to local men of this stature.

In my last letter I requested that the dial readings for the different diseases be set and frequency readings be taken. I would like this data Bob so that I can check it against my original calibration of the Frequency Instrument before John Marsh took it to you. It should check also with those listed as referenced in the first paragraph above. Any electronic counter with direct reading dials may be used. We use a Hewlett-Packard counter here.

Incidentally a prostrate cancer case was just cured in three weeks with one of the new frequency instruments without the tube. Marsh got a letter from a man up in Utah who treated himself. I will have a copy made of his letter and send it to you.

Glad you can work with the Monsanto men.

Let us know of your progress, regards,


John F. Crane


I can see no reason for you to come here for a weekend, John. Just send all the data

We are bogged down here at the moment. I am afraid to begin the mouse experiments until I can be reassured the machines will have a chance of working. I hope calibration failures have been the cause of our recent ^{clinical} failure. ~~clinically~~

If we embark on the mouse pincer project & fail - we are finished here in Bayton -

Looking forward to hearing from you & receiving the necessary data to calibrate these machines. Also would like to try the adapters when they are available -

Sincerely -

Paul Dorneanu

9-28-58

JOHN F. CRANE from the private archive of Jimmie Holman & Paul Dorneanu
4246 Pepper Dr
San Diego, Ca
92105

ROBERT P. STAFFORD, M. D.
THOMAS G. OSWALD, M. D.
GEORGE W. MARKUS, M. D.
702 SALEM AVENUE
DAYTON 6, OHIO

Sum 9/14/58
9-28-58

Dear John:

Received your last letter. I compliment you on your realistic approach to this problem. You are just beginning to make sense when ~~you~~ talk of the physics of this machine. I believe, as I have tried in the past to make you understand, that we can go forward much faster if I know the physical make-up of this machine. — electronically speaking at least. I believe, further, that our progress has been delayed & hurt badly here by your failure to date to supply me with the exact facts of the physics of this machine. When I have talked to various doctors, I have had to speak nebulously about the physical & electrical characteristic of this machine — and that immediately raises doubts in other MD's minds that this may be some form of quackery. We had physicists from Mound Lab of Monsanto Chem. Check the machine. If I had been able to tell the researchers some of the basic facts prior to the physicist check then greater trust would have been placed in my evaluation of the clinical work to date.

Therefore, I suggest you forward to me without delay all of the necessary information which is available on how to calibrate these two machines. I believe we can get the Monsanto physicists to do the work of calibration if

John E. Marsh
September 17, 1958
Page Two

Success in your new Church job and may the Lord bless you in all
of your endeavors. My wife and family send best wishes to you and yours.

Sincerely your brother,



LaMar S. Williams

LSW:hh

32
The Church of Jesus Christ of Latter-day Saints

47 E. SOUTH TEMPLE ST., SALT LAKE CITY 1, UTAH

September 17, 1958

John E. Marsh
325 Garfield Avenue
El Cajon, California

Dear John:

I am writing in regards to the information you wanted pertaining to a ward organization. I have made inquiry and cannot find any written material that I could send you in regards to your project. I would suggest that you contact your bishop who should have a bishop's handbook from which you may be able to determine the duties and responsibilities of not only the bishop but each of the members of the organizations that come under his jurisdiction.

However, in short the bishop and his two counselors are over the ward and under their direction are the Sunday School Superintendent, M.I.A Superintendent and President, Relief Society President, Primary President, Aaronic Priesthood Supervisor, Genealogical Chairman and of course, welfare and ward teaching. Each of these departments has their superintendent, president, chairman and counselors with secretaries. Also, each organization has their staff of teachers. I would say that there are approximately 200 members in each ward who constitute the officers and teachers necessary for proper functioning of the ward. I am sure, with the assistance of the bishop or one of his counselors, that you could formulate a chart that would not only show the relationship of the various organizations to the ward bishop but also to the duties and responsibilities as they would specifically relate to your particular ward.

The man from Rexburg is Professor Salsbury of Ricks College. He said that he had cancer of the prostate glands and lower organs. I have not been able to talk to him, but you may be able to write to him in care of Ricks College, Rexburg, Idaho. According to him, the ~~diagnosis~~ ^{diagnosis} was diagnosed by expert physicians somewhere on the coast, I believe in Portland, Oregon. Since he gave his own treatments for a period of about three weeks in Rexburg, I didn't keep a written account.

The Garffs have not succeeded in placing this latest machine with the man in Texas as it would involve quite a sum of money to carry on the experiment and we have not felt that this machine has been in frequency. However, I have recalibrated it and we shall see what happens.

The Church of Jesus Christ of Latter-day Saints

47 E. SOUTH TEMPLE ST. SALT LAKE CITY 1, UTAH

September 5, 1958

Mr. John E. Marsh
325 Garfield Avenue
El Cajon, California

Dear John:

Sorry to have been so long in corresponding with you but I have just had too many irons in the fire and have not taken the time to write.

I have used the instrument that Lynn brought back with him with one * man from Rexburg, Idaho who claims great success. However, I have checked the frequency output of this instrument with a frequency counter and find that there is no relationship of the frequencies on this instrument with the frequencies on the machine which you brought with you. I have re-calibrated accordingly. Would you advise following the calibration on the new machine as you have indicated or should I follow the frequencies that I have recently determined that are identical with the ones you left with Dr. Jeppson. I am at a loss as to know which frequency we should use.

Kindly give my best regards to your wife and family. I am glad to hear that you are so actively engaged in Church work. May the Lord bless you in your endeavors.

Sincerely your brother,

Lamar S. Williams
Lamar S. Williams

LSW:hh

* (PROFESSOR ~~SALE~~ SALSBUURY OF RICKS COLLEGE,
REXSBUURG, IDAHO
HAD CANCER OF PROSTRATE GLANDS
AND LOWER ORGANS

Against good contact & also since the animals
 would be restless from the disagreeable
 tingling sensation from the direct application.
 As soon as you could forward the converter
 I will push ahead on the mouse research
 (part of the Sloan Kettering project). If we
 have success with the mice I believe it will
 open up our chances to use the machine
 in practice here in Dayton & subsequently
 results would merit it — universally.
 But, John, up to now our results on
 cancer have been too equivocal to
 convince our skeptical brethren.

Always glad to hear from you — please let me
 know of any successful results out your way.

Sincerely —

Bob Stafford

8-26-58

~~11-12-57~~

Copy sent to
Rads

ROBERT P. STAFFORD, M. D.
THOMAS G. OSWALD, M. D.
GEORGE W. MARKUS, M. D.
702 SALEM AVENUE
DAYTON 6, OHIO

Tues 8/26/58

JOHN CRANE
4246 Pepper Dr
San Diego, Ca. 92105
John

A little discouraging news! - My cousin, Patty died with far advanced cancer several days ago. I went to her funeral yesterday & brought the machine back - according to her husband, the treatments had very little effect if any on her case.

Now I wonder, John, if the big machine is out of calibration. I can't forget how this machine resolved the cancer tissue on Mrs Bias - but it didn't work on Pat. Here is the problem: I have the big machine & the blue light bulb & the new little machine with the direct applicators. You mentioned that we could use the light bulb on the little machine if we had some converters. Could you forward me these converters. I am still hopeful for ultimate success in cancer ^{treatment}, long before the laboratory men discover some chemical means to do the same.

We have tentatively planned our mouse research project for this September. However, since the big machine failed on Pat, it may be out of calibration - fail on the mouse cancer. It would be very difficult to treat animals with the direct applicators from the little machine since their fur would insulate

19 Aug 58

Robert P. Stafford, M.D.
702 Salem Ave
Dayton 6, Ohio

Dear Bob:

Have just found the time to complete Dr. Lara's translation and thought you would like to have a copy. Dr. Lara is an honest man and perhaps a little straightforward. He ~~###~~ probably sees more malpractice in Mexico than in the US but I guess he felt it was time to write about it and he sure did. It is nice to have a good plug for us and at the same time quite detrimental toward good relations with the medical society. He mentions several doctors in the US of which I have never heard of - of course but I suppose that you know them all. I can personally verify the case of the woman shown in the photograph because I treated her myself as a demonstration case showing Lara how to use the instrument. (I believe I sent you a copy of the newspaper - at least one of them anyway)

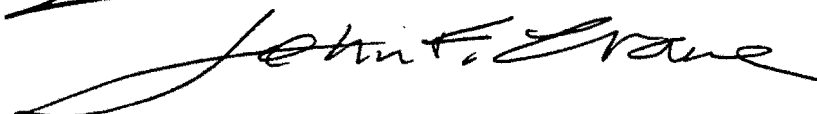
We have been advised to attempt to get some rat tests completed. 6 rats + 1 control with cancer with biopsys on slides for each before the treatments and then after the cure - kill the rats and obtain 6 more + 1 biopsys on slides to prove the effacacy of the instruments. Mice would be OK also. Hope you can include this as this should prove to be invaluable to the cause.

Our hearing with the public health service of the State of Calif. is to be this Friday and we certainly want that approval. I finally had to get Gov. Knight to break the red tape loose up in Berkeley and I think he did a good job. The health service asked for and received one of the Frequency Instruments and so far has managed to break the applicator tube. (after their tests)

Hope to get a report from you before too long on any progress or lack of that is transpiring.

Best regards,


John F. Crane

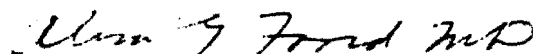


To: Calif. State Bd. of Pub.Health
From: Dr. Alvin G. Foord
Date: August 15, 1958
Pg.: 2

is also untrue since I played no part in the clinical study of any patients and I was not a pathologist for any group. I merely made microscopic diagnoses on tissues from 5 unknown patients in La Jolla submitted to me in Pasadena by the late Dr. Milbank Johnson. I knew nothing of the clinical nature of the lesions from which the biopsies were made. I know nothing of the outcome of these 5 patients or of any other patients supposedly treated by means of the "frequency instrument".

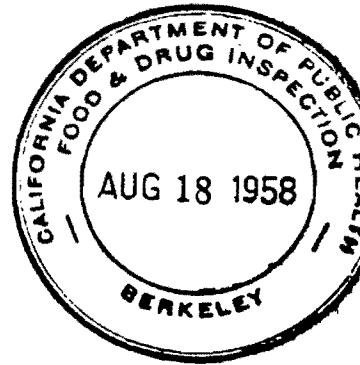
My name has been used in the above publications entirely without my knowledge.

Yours sincerely,



Alvin G. Foord, M.D.

AGF:m
Enc. 3 copies



Gifts and Research
Huntington Memorial Hospital
Pasadena 2, California

DEPARTMENT OF PATHOLOGY
DENNIS S. SHILLAM, M.D., DIRECTOR
RICHARD D. LEWIS, M.D., ASSOCIATE
ALVIN G. FOORD, M.D., CONSULTANT

August 15, 1958

California State Board of Public Health
2151 Berkeley Way
Berkeley 4, California

Gentlemen:

I have read two publications handed me by Mr. Grant Leake, Senior Food and Drug Inspector, San Diego. One of these is entitled "Frequency Instrument - Report on Research and Clinical Investigations". On page 3 it is stated that several doctors, including me, were appointed by Dr. Milbank Johnson to a special committee and that a meeting was held, at which it was agreed that clinical work would be conducted to determine the effect of the "frequency instrument" on the human anatomy. This is not the case. I know nothing about the formation of such a committee, or of any meeting of the men mentioned in lines 10 to 16 of the first paragraph on page 3, or of any action of any of the men supposedly appointed by Dr. Johnson recommending, collectively or individually, any clinical studies involving the "frequency instrument".

On page 4 of this same publication it is stated that I was one of a medical staff that checked and diagnosed 16 cases treated in La Jolla in 1934, and that 14 of these cases were pronounced clinically cured by the medical staff in 70 days and the two remaining cases were discharged in 90 days and well. The statement concerning me is not true, since I was never at any time a member of any medical staff or group which examined these or any other patients in San Diego or La Jolla. Neither did I individually examine and/or diagnose any patients clinically.

Dr. Milbank Johnson sent me small pieces of tissue for study (biopsies) from 5 patients unknown to me. I processed these and rendered him microscopic diagnoses. I have no information as to the outcome of these or of any other patients supposedly treated by Dr. Johnson by the "frequency instrument".

The same group of patients is referred to in another publication given me by Mr. Leake, viz:

"History of the Development of a Successful Treatment for Cancer and other Virus, Bacteria, and Fungi. Report No. Dev-1042, Dec. 1, 1953."

It is stated on p.11 of this report that "After 3 months 14 of these so-called hopeless cases were signed off as clinically cured by the staff of 5 medical doctors and Dr. Alvin G. Foord, Pathologist for the group." This statement

C. Ray Lounsberry, M.D., F.A.C.P.

DERMATOLOGIST

5763 LA JOLLA BOULEVARD

LA JOLLA, CALIFORNIA

August 11, 1958

California State Board of Public Health
2151 Berkeley Way
Berkeley, California

Attention: Mr. Milton P. Duffy
Chief of Bureau Food & Drugs

Dear Mr. Duffy:


Mr. Leake of your department submitted to me part of the data presented by "Life Labs Inc." in support of their new device application for a high frequency instrument.

In reference to the "Report on Research and Clinical Investigations" I wish to state my real interest which had been aroused by Dr. Milbank Johnson was associated only with the "Rife microscope".

Of course I saw several experiments conducted by Rife on human cancer. However these experiments, as I recall, were inconclusive as to scientific results clinically.

Needless to say I was in no position to endorse or recommend the machine as to its real therapeutic value then, and I have not seen that machine since that time - more than 20 years ago.

Respectfully yours,


C. Ray Lounsberry, M. D. F.A.C.P.

CRL:emr

St. Helena Sanitarium and Hospital

Medical Department

Sanitarium • California

August 5, 1958

State Board of Public Health
2151 Berkeley Way
Berkeley, California

Gentlemen:

There may be therapeutic value in the frequency instrument formerly known as the Rife Ray, but with my limited knowledge I feel that the clinical evidence is insufficient to substantiate the claims made in the "Report on Research and Clinical Investigation" dated 1-7-58.

I have had no contact with the research work being done by Doctor Royal Rife or associates for some twenty years, so I am in no position to comment on their present program. Prior to that time, 1932-1938, I did visit Doctor Rife's laboratories located in San Diego frequently and was favorably impressed with the research work he was doing at that time and with the prospects of the Rife Ray being of therapeutic value. Again because of insufficient clinical evidence, no definite value could be assigned to the therapeutic value of said modality at that time.

I do not recall having met Mr. Crane or Mr. Marsh during the time of my contact with Doctor Rife.

Sincerely yours,

R. T. Hamer

R. T. Hamer, M. D.

RTH:mp

8/5/58
an

State Board of Public Health
2151 Berkeley Way
Berkeley 4, California

-2-

July 30, 1958

Doctor Meyer stated that he made all the foregoing statements according to the best of his recollection.

Inasmuch as Doctor Meyer had to leave for Europe this date it was impossible for him to prepare any letter for the State Board of Public Health. Doctor Meyer added that he would stand behind the statements I have made in this memorandum.

Yours very truly,



MILTON P. DUFFY, CHIEF
BUREAU FOOD & DRUG INSPECTIONS

MPD:jp

STATE OF CALIFORNIA
DEPARTMENT OF PUBLIC HEALTH

MALCOLM H. MERRILL, M.D.
DIRECTOR OF PUBLIC HEALTH



GOODWIN J. KNIGHT
GOVERNOR

2151 BERKELEY WAY
BERKELEY 4, CALIFORNIA

Room 119

July 30, 1958

State Board of Public Health
2151 Berkeley Way
Berkeley 4, California

Gentlemen:

Subject: Life Lab, Inc., 4246 Pepper Drive, San Diego, California

Re: Hearing at San Diego on August 22, 1958, re: New Device -
Frequency Instrument

I have on numerous occasions discussed the complete file on Life Lab, Inc., of San Diego, California, with Karl F. Meyer, M.D., Ph.D., and on July 30, 1958, before Doctor Meyer left for Europe, I again discussed this file with him. At that time I requested that Doctor Meyer prepare a letter for the State Board of Public Health as to precisely what his connection was with Mr. Rife in 1934, and I asked him specifically whether or not he had had anything to do with the Frequency Instrument in question.

To the best of his recollection, Doctor Meyer recalled that the President of the University of California, at Berkeley, had requested him to contact Milbank Johnson, M.D., of Pasadena, California, in regard to the invention of a certain microscope by somebody in San Diego, California; that he contacted Doctor Milbank Johnson, who advised him that Mr. Rife had perfected a microscope. Doctor Meyer stated that he went to San Diego at that time and looked at Rife's microscope, and that he recalls that Rife made a claim that he had a method of demonstrating with his microscope some elements which could not be seen at that time with the average microscope. Doctor Meyer recalls that said microscope had a peculiar fluorescence; that he could not verify what he had seen in the microscope; that it had had a peculiar color--a sort of bluish-greenish--and that nobody could interpret what these colors meant.

Doctor Meyer stated that at no time had he discussed the treatment of cancer and/or any other disease with any Frequency Instrument.

Robert P. Stafford, M.D.
702 Salem Avenue
Dayton 6, Ohio

July 21, 1958

Dear Dr. Stafford:

I really haven't had the time to properly answer your letter of June the 13th but upon refocusing my attention on it I'm sorry to hear about Pat. Believe me my fingers are crossed and I sincerely hope that the instrument that you have can do something for her. Undoubtably by now it needs a new tube, recalibrations, and a minor tune up.

I have been typing and editing a few reports so that the public health department can be informed about some of the past history and method and techniques used in conjunction with the Frequency Instrument. The following copies are enclosed:


- (1) copy of "A Discussion on Laboratory Research" by Royal R. Rife
- (1) copy of "Culturization of Virus" by Royal R. Rife
- (1) copy of "A Description of the Universal Microscope" revised by J. Crane and R. R. Rife
- (1) copy of "A Discussion on the Frequency Instrument Therapy" by Dr. C. F. Tully transcribed from a tape recording I have.
- (1) copy of "An Informal Discussion on twenty two years of Applied Medical Therapy with the Rife Frequency Instrument" by Dr. James B. Couche, M.D. transcribed from a tape recording that he gave to me. Also not for publication (same as Tully's)

As you probably have heard from Salt Lake City that Dr. Jeppson failed to weather the storm and we have received the instrument back here again. However, I also gave our contact men in Salt Lake City a new Frequency Instrument when they were here this month and they have connections with a Texas research center and they also have our blessing to send the instrument there for further tests. The instrument is a duplicate of the new one my wife brought to you. According to Marsh however, Dr. Jeppson was able to eliminate leukemia in two of his patients. One of them died but was analyzed without it before he died and the other one has written to us stating that she is gaining weight and feeling much better.

I have been advised to write to the AMA, Council on Physical Medicine, Chicago and tell them of the instrument and submit one for evaluation but I would like your advice on just how to proceed first Bob - because we want to get on the right side of the AMA and stay there and I don't want to make any wrong moves if I can help it. Keep up the good work.

Sincerely yours,

John F. Crane



JOHN F. CRANE

4246 Pepper Dr
SAN DIEGO, CA
921051

from the private archive of Jimmie Holman & Paul Dorneanu
ROBERT P. STAFFORD, M. D.
THOMAS G. OSWALD, M. D.
GEORGE W. MARKUS, M. D.
702 SALEM AVENUE
DAYTON 6, OHIO

6/25/58

Dear John:

It was a real pleasure to meet your lovely wife today and talk with her about the progress of our mutual interest. The new improved machine is very nice and is especially welcomed to a weary physician, who doesn't really want to develop his muscles.

However, I am uncertain how to use the new type of electrodes. Should both electrodes be placed on the body at one time? - Isn't the Red electrode the only one which is effective & if so is it necessary to have the black electrode contacting the body to complete the electrical circuit? If both electrodes are necessary should one be placed behind the body & one in front, etc. Please give me a diagram of how the electrical field looks, emanating from these electrodes and also how much penetration can I expect. I noted that there is a disagreeable tingling sensation when the power is turned up on the red electrode. This same sensation is obtained from the head of our uttersome machine - are they similar - if so what difference exists between them -

Finally - could I use the old "blue light" head interchangeably on the new machine, etc? - After I get answers to these questions I will be able to give this machine a trial run.
Thanks very much.
Bob Stafford

6-23-58

Dear DR STAFFORD:

I AM SHIPPING ONE OF OUR NEW Frequency Instruments via my wife and I want you to try it out and evaluate it as well as the other one. The results on T.B. have been remarkable thus far with a 50% reduction in cure time. On mice we would suggest a treatment every two days, would suggest trying different intervals tho for your own satisfaction.

Either electrode may be used on the body. would suggest using one and then the other (reversal process) and over the effected part as well as the lymphatic system — moving the electrodes around the bare body ON the skin. DO NOT MOVE DIALS BEYOND RANGES GIVEN — LOSS in CALIBRATION WILL RESULT. Let us know your findings.


Sincerely Yours


John F. Crang
John F. Crang
4246 Pepper Dr
San Diego, Ca.
92105

6-22-58

St. Arnold
Boe

REGARDING THE NEW INSTRUMENT - PLACE BOTH ELECTRODES ON THE BODY - FRONT OR BACK OR WHERE - EVER YOU DESIRE AND THEN REVERSE THEM^{IN PLAYS OR} SO THE DIRECTION OF THE VIBRATION ACTS IN BOTH DIRECTIONS, ONE IS NOT EFFECTIVE WITHOUT THE OTHER AS AN "OPEN CIRCUIT" IS CREATED WHEN ONLY ONE IS USED.

ELECTRODE + 

 ELECTRODE -

THE DIFFERENCE IN THE DISAGREEABLENESS OF THE PRESENT SYSTEM OVER THE ULTRASONIC MACHINE IS THAT THIS INSTRUMENT IS SAFE AND HARMLESS TO USE. THE INSTRUMENT IS WORKING IN A RANGE FROM 125 TO 2500 CYCLES PER SECOND AND WILL NOT GO BEYOND 20,000 CPS SO YOU CAN SEE THAT THIS RATE IS SO LOW, THAT IT COULD BE ONLY HARMLESS. WITH YOUR ULTRA-SONIC MACHINE - POSSIBLE DAMAGE TO TISSUE MAY RESULT IF APPLIED FOR EXTENDED PERIODS OF TIME WHILE THIS NEW INSTRUMENT WILL NOT HARM TISSUE, THE OLD BLUE LIGHT CAN NOT BE USED WITH THE NEW INSTRUMENT BUT WE ARE WORKING ON ANOTHER SMALL BOX WHICH - WHEN PLUGGED IN WILL ALLOW THE BLUE LIGHT TO WORK.

A RECENT REPORT WAS MADE ON A FREQUENCY INSTRUMENT (THE) SIMILAR TO THE ONE YOU HAVE. - A COPY IS ENCLOSED.

REGARDS,
John C. Gray

SAN DIEGO TESTING LABORATORIES, INC.

MATERIALS ENGINEERING

FORM 37-3M 7-57-UP

PRINCIPALS ARE MEMBERS OF
AMERICAN CONCRETE INSTITUTE
AMERICAN SOCIETY OF CIVIL ENGINEERS
CAN SOCIETY FOR TESTING MATERIALS
AMERICAN SOCIETY FOR METALS
FOR NONDESTRUCTIVE TESTING

3457 KURTZ STREET
SAN DIEGO 10, CALIFORNIA
ACADEMY 2-1187

PHILIP W. HELSBLEY, CIVIL ENGINEER
PRESIDENT
BILL K. BRAMBLE, CIVIL ENGINEER
VICE PRESIDENT
MITCHELL P. CHRISTENSEN, CHEMICAL ENGINEER
CHEMIST AND METALLURGIST

LABORATORY NUMBER SD13-2084M

DATE June 18, 1958

Allied Industries
46 Pepper Drive
San Diego 5, California

P.O: Verbal: John Crane 6-9-58
1-Sample Rec'd: 6-9-58
1-Sample Rec'd: 6-13-58

REPORT OF PERFORMANCE TESTS ON AZ-58 FREQUENCY INSTRUMENT

SAMPLE 516M1: Serial No.1, AZ-58 "Allied Frequency Instrument" with High Voltage Leads:

TERMINATIONS:

SAMPLE 516M1:

Frequency:

Using Hewlett-Packard Counter Model 521A:

Band Setting #1:	66 to 237 Cycles Per Second
Band Setting #2:	to 1176 " " "
Band Setting #3:	to 5664 " " "

WIRE ARC RESISTANCE TESTS:

Black, Elastomer Covered Lead:	15,000 Volts(rms) Breakdown Limit @ 60cps.
Red, Elastomer Covered Lead:	15,000 " " " " @ 60cps.

SAMPLE 516M2: Serial No.2, AZ-58 "Allied Frequency Instrument" with same High Voltage Leads as Serial No.1 above:

Output Power Tests: VOLTS AT TERMINALS: INST.CURRENT: WATTS:

Test 1:	8250 V(rms)	56 MA	463
Test 2:	8050 V "	58 MA	467
Test 3:	8175 V "	57 MA	465

The undersigned TESTING LABORATORY certifies that the above determinations were made on the samples submitted in accordance with instructions of John Crane.

Respectfully submitted,

SAN DIEGO TESTING LABORATORIES, INC.,

By M.P. Christensen
M.P. Christensen-R.E. #2452

1) Allied Industries
2) Transparency

FACTOR OF SAFETY
from the private archive of Jimmie Holman & Paul Dorneanu
2 TO 1

Now, she is given only several months to live. She (age 40)
 & her husband & their 4 kids live in Tiffin, Ohio. I felt
 we had to intercept our research program here long
 enough to use the machine on Pat. So her husband
 & their doctor there came to Dayton & I spent one
 entire evening in instructing them of the details
 of using the machine & showing them our work here.
 If the machine works on Pat, (and I really believe & hope
 it may) we will really have a head-start on things
 because then Mayo Clinic will have to acknowledge
 the value of this therapy. If Mayo acknowledges us
we are in, brothers! So, this case will be the
 crucial & critical turning point of our chemical
 research. We will proceed with the mouse
 experiment, anyway - probably in Sept, unless
 Pat should die before then, for I'm going to hang all
 our energy on her case at present, from both a personal
 reason & because it is tailor made for us if she gets well.
 She is 40 yr old - a good heart - good appetite -
 good blood - just cancer. So this time we don't
 have too much against us as we had with Bias, Cartwright
 & Murphy. - Bias was too old (bad heart) Cartwright was
 too kiddled & a dope addict - Murphy was too far gone when
 we started - but Pat is the perfect candidate - let's keep
 our fingers crossed & a little prayer for her & our machine.
 Mayo Clinic only if mice are successful. Sincerely,
 J. H. Holman

Let me hear more about the Jefferson cases. I hope we can learn more from them. I know how mean a little bit of jealousy can be. My greatest resistance here is from my partner Geo Markus - he is very fearful of the legal trouble we could get into if some patient wanted to sue. I am afraid his fear is well founded since there is nothing published as yet on this in the accepted medical literature.

DR. ROBERT P. STAFFORD, M. D.
DR. THOMAS G. OSWALD, M. D.
DR. GEORGE W. MARKUS, M. D.
702 SALEM AVENUE
DAYTON 6, OHIO

6/13/58

Dear John Marsh & John Crane

Glad to get your letter of 10 June. It was a pleasure to meet and talk with Karl Hodapp. He seemed very interested in our progress and I was impressed by his apparent desire to make further progress in the development of the machine. (Karl Hodapp - the Ray Tube Maker)

Your news of the new smaller yet equally effective frequency machine is excellent. The metal anode & cathode placed directly on the body is a good improvement. It would be more in line with other physical therapy units now on the market, and there would be more acceptance to this type of above application than to the "waving blue light" which still is hard for most people "to buy". -

We are coming along fine here in Dayton. Slow steady progress. There have been no major setbacks except the failure of the wave therapy to inactivate the cultures of staph & strept. If we don't hurry these colleagues, and if the machine does irradiate the cancer in the experimental mice which we are planning to use (this is in conjunction with Sloan Kettering Foundation work) then we will have a very definite sound foundation for acceptance.

At the very moment, a very sad situation has developed in my own family. One of my close first cousins, with whom I grew up, developed breast cancer metastatic to bone. She had radical surgery 2 yr ago at Mayo Clinic & has been back there 3 times for follow up etc.

4246 PEPPER DRIVE

SAN DIEGO 5, CALIFORNIA

Robert P. Stafford, M.D.
702 Salem Avenue
Dayton 6, Ohio

May 20, 1958

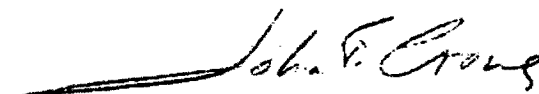
Dear Dr. Stafford:

This will introduce Karl Hodapp, our glass blower who is visiting his sister in Dayton and attending a glass blowers convention in Toledo. Karl is one of the best tradesmen and can not believe the good results that you have attained and so would like to hear it briefly ~~from~~ from you. We would appreciate any courtesy in this regard which you may extend to him. He does not speak english very very well, but understands OK.


Karl was the man who rebuilt the tube which you used and we have a great deal of faith in his ability. Without experts like him who have helped to pioneer this field there would be no results obtainable.

Your six months evaluation has made Dr. Rife very happy and you certainly did a fine job in writing the evaluation. We wish to convey our sincere thanks and hope that the new research will prove as rewarding.

With our best regards,






John F. Crane, President



John E. Marsh, Secretary

JC/3

RIFE LIGHT MICROSCOPE
17,000 XFREQUENCY INSTRUMENT
ELECTRONIC THERAPYSEA WATER CONVERTER
(WORKING MODEL)

Life Lab, Inc.

4246 PEDDER DRIVE
SAN DIEGO 5, CALIF.

May 8, 1958

We have just read in the newspaper that 2,500,000 people will die of cancer alone next year in the United States next year and 5,000,000 will know that they have it by the end of this year. The people are ready to accept this machine now Major but as you can see the difficulty is to get the Instrument qualified and to do this we must have case histories by qualified doctors. Any case histories that you may be able to obtain from Dr. Jeppson will definitely help us to qualify the Instrument here with the Public Health Service in the State of California. For instance: the two months old baby that John Marsh treated in the LDS Hospital that was an emergency case that Dr. Jeppson asked John to treat by telephone. The parents told John that he saved the babies life. We do not need the complete records - only the Case History form which we had printed will satisfy the Health service here. (signed by Dr Jeppson). We are sending a few of these simple forms to you and John Marsh said he would fill some out of the cases he treated to save Dr. Jeppson some work. Dr. Jeppson should sign where it says operator.

Before too long we hope to complete a few more instruments. It is quite possible that if you can make the connections in Texas an Instrument will be ear-marked for that area. We are working on a circuit that will perform without a counter. If you find it is too difficult to put the part which was sent, in the instrument please send it back and I will install it here in another one. Due to our limited budget we can use this part to good advantage.

Please tell us more of the proposed research at ERU in Prove and what is the program outlined? We have no objections to any research as long as it leads to case histories and success. It is difficult to try and keep this Frequency Instrument on a business basis when so many people need it so badly. The value of this instrument is born out by the manner in which the medical profession fears its very use because it is not a drug cure but an electronic cure of which they must be educated in order to accept.

Our testimony has been strengthened by Dr. Staffords and Dr. Jeppson's use of the instruments in their clinical research and our assurity of the part it will play in being a stepping stone to the millineum of which I am learning the value. Let us hear of your group meeting - we are ready for immediate action.

With our best regards to all,

John E. Marsh

John F. Crane
John F. Crane

Life Lab
4246 PEDDER DRIVE
SAN DIEGO 5, CALIF.

copy

MAY 2, 1958

Major P. Garff
Stokermatic Sales Company
125 East 3rd South
Salt Lake City 11, Utah

Dear Major:

In answer to your inquiry about our feelings toward you and the efforts that have been made to qualify the Frequency Instrument, we can enthusiastically state that we will back you up to the hilt regardless of the consequences. We feel that you are making splendid progress and we are not a bit discouraged in any way.

Let me tell you of the story of Dr. Hamer M.D. here in Paradise Valley Hospital. Dr. Hamer was Assistant Superintendent of this large hospital when he received a Frequency Instrument that was checked out by Dr. Rife. He took all of the chronic colitis cases that had been in the hospital for ten years and placed them in one room and treated them for one month. At the end of that time they were all discharged as cured. The doctors made such a fuss that they threatened to keep all of their patients out of the hospital if he continued to use the Frequency Instrument there and so he quit the hospital. He set up a practice in National City and was doing a land office business when the medical board came around the office and threatened him again and so he had to leave town. He took the Instrument up to St Helena and is still working in a big private sanatorium there.

Dr. James B. Couche has received the same treatment from the medical society here. Dr. Milbank Johnson M.D. had recommended to Couche that he join the AMA and he was elected. Two months later they found out that he had a Frequency Instrument and he was removed from the society. Dr. Couche stated that he saw no reason to join anyway and kept on using the Instrument from 1937 to this date and still gives a few treatments even though they do not match the accuracy of our instrument. Dr. Couche has never been able to do much with cancer for this reason but has had success with a great many types of diseases. Dr. Couche is 86 years old now and is more or less retired. Dr. Couche has attempted to influence the medical profession regarding the efficacy of the Instrument without success.

Mr. John E. Marsh

2

May 6, 1958

We have several ideas which we are working on.

Elmo has a very close friend who is head of the cancer research in a big way, in Texas. It may be possible that we can get his cooperation through their cancer research department and through his friend to take a machine and help us to break down prejudices and barriers. That is one field we will explore. There are other groups here that may be interested, which we will explore. You may not care to poke along with us, realizing that you are unemployed and would like to get this thing under way, but I am sure that it is going to take sometime before we could get enough public acceptance to move many of these machines.

I do not know whether Dr. Jeppson will be able to write a report on his findings, to date, but he looked like a very whipped and discouraged person last night. This has been a very costly experiment to him, but I am hoping and praying that things will open up and the truth will prevail concerning this thing.

There is a possibility that we could let these patients treat themselves at no risk to anyone, but our big difficulty is the machine itself, keeping it in calibration. The doctor and LaMar stated that they changed the tubes but could not change the part as it was entirely different than the part that is in the machine. If we had a machine that would stay put on the frequency I think that we could work it out so that these people could give themselves treatments and complete the work that Dr. Jeppson has started.

Let us know your thinking in the matter, and whether or not you want to go along with us on a slow basis, working for public acceptance. Our hearts are heavy this day because of what has happened, but I believe we can, in time, find a way out.

Best personal regards to you and John Crane.

Sincerely yours, -

Majri

Major P. Garff


MPG:fp

*P.S. I just got back from the B.Y.U.
at Provo. Was able to get a frequency counter
and I believe I have started some interest
in research with the machine. Any objection.*

STOKERMATIC SALES COMPANY

125 EAST 3RD SOUTH
SALT LAKE CITY 11, UTAH
TELEPHONE DA 2-5695

May 6, 1958



HEATER, FURNACE, BLOWER
ALL IN ONE

Distributors of Stokermatic Super Heaters (a parlor furnace)

★

Mr. John E. Marsh
443 Garfield Avenue
El Cajon, California

Clean Heat

Dear John:

Lynn and I met with LaMar and Dr. Jeppson last night, and as I told you over the telephone, the Salt Lake County Medical Board have forced him to stop his treatments. He is going before the entire board Wednesday to try and get them to change their minds and let him complete the treatments on the patients he has now treated. You have heard the old saying, "He who is convinced against his will is of the same opinion still," and I think this applies to Dr. Jeppson. He is convinced in his own mind that the cancer patients he is treating are definitely getting well. He thinks it is very imperative that these people continue to get treatments until they have had the prescribed number for the cure. Just how we will be able to do this we do not know as yet, but we are going to try and see that this is done in one way or another.

Low Cost Fuel

Unfortunately, this machine is still getting out of adjustment, and we will have to procure a counter, which we are attempting to do today, so that the machine can be kept in proper working order.

Circulated Air

One of the patients who had just had four treatments really broke down and wept bitterly when the doctor had to tell him he could not continue the treatments. This one of the sad parts of this whole affair. The people themselves feel that the machine is definitely curing them, but unless the County Medical Board softens a little on Wednesday, Dr. Jeppson is out of the picture as far as giving treatments are concerned, or having anything to do with the machine; however, he stated that if our group continues on with it that he should like to observe the final results and eventually, when the way opens up, be part of our group. He told me, personally, that if his own family had cancer that he would immediately purchase a machine and use it on his own family. This would indicate how sold he must be on what it is doing. As we stated on the phone, there has been too much publicity given, not probably by us or by you or anyone else, but too many people have been saying things that have aroused the ire of the medical profession here. Now, I don't know what your feelings toward us are at this point, and until all of our group can get together, which will probably be towards the end of this week, I do not know what their reactions will be. Naturally, this has thrown a monkey wrench into this temporarily, and it will take sometime to get started again here.

Fingertip Control

Attractive Cabinet

ROBERT P. STAFFORD, M. D.
THOMAS G. OSWALD, M. D.
GEORGE W. MARKUS, M. D.
702 SALEN AVENUE
DAYTON 6, OHIO

AN EVALUATION OF THE RIFE MACHINE THERAPY AFTER SIX MONTH INTERVAL

REVIEW: On 12 November 1957, John Marsh and I had given 82 treatments over the preceding 5 week period to a total of 26 persons, 9 of whom had no specific complaints or illness and 17 of whom had at least one specific illness or symptom of disease. At that time, I evaluated the group of 17 ill patients from my own observations according to their symptomatic and objective improvements. These evaluations were plotted graphically. From this graph, 7 persons (41%) showed less than 50% combined improvements; 5 persons (29%) showed more than 50% combined improvements; and the remaining 5 persons (29%) showed just 50% improved.

PROGRESS REPORT: To date, I have treated 33 persons with the Rife Machine. This includes 13 members of my own family and relatives; 4 persons with neoplasms; 14 persons with specific illnesses other than neoplasms; 1 person with no disease as a prophylactic measure; and 1 dog (my own).

NEOPLASMS: Of the 4 persons with neoplasms, 1 patient has a proven astrocytoma of the left sylvian gyrus and he has made remarkable and unexpected improvement. The other 3 persons were in the terminal stages of metastatic carcinoma; 2 with Ca of Breast and 1 with Ca of Cervix. While all 3 cases have died, autopsies were obtained on 2 which showed a surprising capacity of cancer cells, proving death due to other causes. Furthermore, symptomatic relief was obtained in all neoplastic cases after treatment, as well as definite clinical improvement momentarily.

DETRIMENTAL EFFECTS NOTED: NONE In all the 33 cases treated, I have failed to observe any harmful or detriment effects from these treatments.

PATIENT QUESTIONNAIRE: (mailed 20 February 1958) 15 patients were polled by letter. 13 questionnaires were returned to date and tabulated below:

1. Are you in good health now? YES 6; REASONABLY 4; NO 3.
2. In general, have you felt definitely better since receiving the electrical treatments, as compared with the way you felt before these treatments were given? YES 8; NO CHANGE 6; NO 1; NO ANS. 1.
3. Did the symptoms of your illness disappear after the electrical treatments? If so, when? YES 8; NO 5.
4. Have the symptoms recurred? YES 6; NO 6; NO ANS. 1.
5. Do you believe the electrical treatments were a definite cause of your improvement? YES 9; NO 4.
6. COMMENTS: Many comments were noted on these questionnaires, which shall be compiled and filed as an appendix to this report later.

SUMMARY: To date, it appears that there is definite therapeutic value in the excitations or pulsations from the Rife Machine. While it may be no panacea, as some might claim, I am certain that it has given relief to distressing symptoms in some of my patients. Further, I feel that it has effected a clinical cure in several other cases. To date, I have noted absolutely no harmful effect from the use of this form of therapy. I feel that continued research should and must be carried on in this field of physical medicine.

233.
204

Respectfully submitted this 25 day of APRIL 1958
Robert P. Stafford
Robert P. Stafford, M.D. Dayton, Ohio

ROBERT P. STAFFORD, M. D.
THOMAS G. OSWALD, M. D.
GEORGE W. MARKUS, M. D.
702 SALEM AVENUE
DAYTON 6, OHIO

4/21/58

Dear John

Glad to get your letters anytime - Please continue to write when the spirit moves you -

I have 2 questions which I would appreciate your answer by return mail.

1st - What are the ideal setting for treating Psoriasis. My cousin, Jim Stafford has a very severe case of psoriasis and is interested in treatment with Rife machine. If I could cure him (like the case in Salt Lake) we would have a very great boost for the machine + might hasten its adoption here

2nd - Is it really necessary to move the quartz head back & forth during the treatment. Why not just let the thing radiate without moving it? —

I haven't hear from Dr. Jeffson yet. - I would like to hear what he thinks by now.

Sincerely —
Bob.

The Church of Jesus Christ of Latter-day Saints

47 E. SOUTH TEMPLE ST., SALT LAKE CITY 1, UTAH

April 17, 1958

John E. Marsh
443 Garfield Avenue
El Cajon, California

Dear John:

We are very pleased to have received your letter of the 11th, but were very sorry to hear that your job was gone when you arrived home.

John, I feel very strongly that the machine has begun to show good results. Last evening, Dr. Jeppson and I had to drive to Provo where we located a frequency counter in the electronics division of the Brigham Young University. They have been kind enough to loan this instrument to us for about six weeks so that we will be able to keep the Rife frequency machine in proper working order.

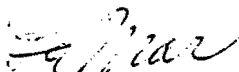
The one leukemia patient and four cancer patients still show improvement and we should know more positively within the next ten days. I keep in constant contact with the doctor and the Garffs.

Major is sending you a letter today in regard to the problem that I have mentioned in this letter. I feel it will be advisable for Major to carry on most of the correspondence with you as this will lessen any confusion or misunderstanding in regard to our relationship with you gentlemen.

Please remember that we are working everyday for the success of this instrument. I am taking photographs of the patients so that we will have a complete story to present to the medical people.

Let us hear from you whenever you have time to write. May the Lord bless you in your efforts to save human lives.

Sincerely your brother,



LaMar Williams.

LW:hh

Give our best regards to your good wife and children
Field

Dr. E.M. Jeppson M.D.
Deseret Medical Center
1588 South Main Street
Salt Lake City, Utah

April 10, 1958

Dear Dr. Jeppson:


Regarding the special plug for the Frequency Instrument to the Electronic Counter: If so specified, the counter may be equipped with this connection or if you desire, we will be pleased to supply same. The standard silver plated electronic counter fitting would be used in connection with a shielded wire to a standard banana plug jack such as is used by most old style microphone plug in type jacks.

You have expressed a desire to use a wire globe instead of a beveled pole. We would be interested in receiving more details about such a wire globe. At the present time our research tells us that the beveled pole as you call it is the only device that will work efficiently and accomplish the desired results. However, we are constantly thinking about this problem with a view toward eliminating the expensive globe altogether. As soon as money for more research in this direction is available, I believe that this problem will be solved by transmitting the energy through silver plated copper bars applied direct to the body.

Rife has had excellent results with acne by using the following: Streptococci, Staphylococci, and Streptothrix. Three minutes minimum on each setting should be adequate until the daily treatments show results.

Please do not hesitate to ask for any help which we may be able to give as you will find we are at your service 100%. I pray that it may not be too long now that your work there will show as successful as our own work has been here.

With my warmest regards,


John F. Crane
President

JC:j

He stated that he noticed only a little burning, much less frequency and that the urinary stream was twice as large. On 10/31 he felt much better. His wife and associates noticed big improvement in his general well being and he said he actually enjoyed being bothered by the kids of Beggars Nite. I have seen him recently and he continues to enjoy good health and is a very grateful patient. Which brings me to another point. Win or lose, every patient on whom I have used this machine including the patients immediate family have been very grateful. Perhaps that is the main reason why I have continued my interest in this thing. God knows, we all have plenty to do without getting involved with something so new. But it seems worth it when even the families of the 3 cancer cases who have died have written to me expressing their gratitude for the symptomatic relief and hope which the Rife Rx had given their "loved one".

I have received the completed report on the autopsy of Mrs. Bias from which I shall now quote some pertinent parts:

"Thorax: Symmetrical; the breast are small. There is a 3cm. diameter moderately firm mass underneath the tissue of the right breast.

"Description of the thoracic wall and left breast: Over the second interspace 5cm to the left of the midsternal line lying beneath the subq. tissue & in the substance of the muscle is a 3 cm firm node.

When this is incised the center has become somewhat necrotic, but on cutting has a gritty sensation. Microscopically: This node consists of a mass of tissue showing adenocarcinoma probably primary in breast. The neoplasm cells show hyperchromatism, anaplasia, and mitosis. Some of the cells are vacuolated and there is moderate edema. There are bands of connective tissue between clumps of the neoplasm cells. This shows no characteristic degenerative changes or changes in morphology of the cancer cells."

"The upper esophagus, trachea, larynx, thyroid and tongue were removed. The thyroid was found to be woody: no actual nodules are noted. The larynx, tongue and esophagus are normal." There was no cancer found in any other area of the body.

This report is very encouraging considering the fact that proven biopsies of metastatic carcinoma in this woman's right breast, axilla and neck. Also I have colored pictures taken of this woman's extensive lesions before Rx. I am certain that the carcinoma had invaded the paraesophagus in this woman so that she could scarcely swallow prior to Rx. Furthermore, that during Rx she improved dramatically and was able to eat again. And as the autopsy showed there remained no demonstrable evidence of cancer in this woman except in the site of original invasion. As you know, she died with bilateral confluent bronchopneumonia and intractable heart failure (pulmonary edema).

Unfortunately, the pathologist has not finished the micro on Mrs. Cartwright's autopsy. I shall let you know of this when data is available.

To summarize some of this rambling: I feel that the Rife Ultrasonic Therapy has a very definitely beneficial effect on the human (and canine) body. Just how this works is still a mystery to me but I am inclined to question that it is a simple sonic destruction of infective organisms as Dr. Rife describes through his agent, John Marsh. I furthermore feel that we, as doctors of medicine, using this machine must remain constantly alert to the condition of our patient and vary the Rx as indicated. I feel now that the critically ill patient must be treated less frequently to allow time for toxic absorption to take place, meanwhile giving all the supplemental supports available. Let me hear from you Dr. Jeppson. How are your cases coming along.

Sincerely yours,

cc: John Marsh

Handwritten signature
1936

THOMAS G. OSWALD, M. D.
702 SALEM AVENUE
DAYTON 6, OHIO

1 April, 1958

Dear Dr. Jeppson

Please excuse my format in the following letter for I intend to ramble a bit and forget strict grammatical dictum. I am writing you at this time partially because John Marsh informs me in a recent letter that you may be somewhat disheartened or at least worried about your role in the experimentations with the Rife Machine. Believe me, Dr. Edward I know how you feel for I too have been through this same feeling with this matter. I have observed clinical results after treatments with this gadget which I can scarcely believe myself. Yet, despite these good results, I have been confused by some rather simple failures such as a recent experiment with I conducted at Good Samaritan Hospital where we used the machine to treat some cultures of Staph Aureus and Strept. Fecalis. In this work, we failed to inhibit growth at all or influence the cultures with the Rife Rx. I sent the results to John Marsh and asked for clarification and to be very frank I am not satisfied with John's excuse of the failure as described by Dr. Rife. I'm afraid I'm not a very good apostle for I'm getting some ideas myself on how this thing may work. I really wonder if this ultrasonic kills bacteria and virus at all or does it work like other forms of ultrasonic and merely stimulate the tissue in some unusual manner thereby improving circulation and secondarily enhancing the bodies defenses against infection. Possibly Dr. Rife is correct that cancer is due to virus invasion. Recent research has indicated this may soon be proven by our own profession, as you know. Now if cancer is due to infection why couldn't the body destroy this type of infection as it does many other forms of infection when given the proper stimulus. Here is where ultrasonic therapy comes in. Not necessarily to disintegrate the virus as Dr. Rife claims, but perhaps to aid and assist the worthy distress body cells to overcome the invader. Even if it does this it has its place in our armamentarium. It doesn't have to be a cure-all to be helpful. Medicine has never found a panacea yet altho many have claimed so. I shall be satisfied if this machine controls disease, such as fungi of the feet as I have personally observed it to do in two cases.

First: that of Roger Witte, age 16, who had a severe case of "athlete's foot". Onset in May 57, became very severe in Aug. with weeping, itching lesions between all toes and invasion of nail beds. First Rx given on 10/12 Weeping stopped on 10/13. Itching gone on 10/14. Skin clear by 11/1 and has remained so to this date. Nails cleared also.


Second: My own daughter, age 4. Nine days ago, I noticed a dry cracking lesion on the soles of both her feet. On questioning my wife, I found this had been there since Christmas but my wife thought it to be "dry skin". I immediately treated it with the Rife Machine and nothing else. Tonight I gave her the Third Rx. Both myself and my wife are certain there has been a 75% resolution in the skin lesions. (I treated the shoes at the same time in both these cases.

Let me tell you of the case of Mr. Clifford, age 58, whom I had been treating for severe cystitis at the time when John brought the machine to Dayton. This man had had a T.U.R. six months previously for B.P.H. He had had continual hematuria, frequency, burning, and tenesmus since. Several M.D.s including myself had tried to release the man to no avail. We used Rife Rx on 10/16 and thereafter q.3 d. On 10/21 he reported "less burning and NO hematuria". On 10/24 he was feeling much better

HOTEL TEMPLE SQUARE

75 WEST SOUTH TEMPLE - SALT LAKE CITY, UTAH

RIPE VIRUS MICROSCOPE INSTITUTE
JOHN F. CRANE
4246 PEPPER DR
SAN DIEGO, CA. 92105



OVERLOOKING HISTORIC MORMON TEMPLE
April 1 1958

Dear Johnnie :

Well by golly, Johnnie, I've got some very attractive news as of this date. As you know, you were Sat. and today is Tuesday. Well yesterday I learned my leukemia patient is much better. This is the word of Dr. Jeppson himself. If you understand, do you remember that he told me that the instrument wasn't showing any signs of helping any of them. Well yesterday he told my leukemia patient she was definitely better and it was the instrument that could be the only thing that did it. There is no other treatment known to man, other than our instrument.

The Psoriasis case, Johnny is increasingly better. LaMar and I both heard him say this in front of our patient. I can see the difference in his case for the better myself. The patient told LaMar that at no time during the past two years had he seen anything out of any thing taken for it, to make it better, in fact it was getting increasingly worse for these past two years until I came up here. Dr. Jeppson varified this statement and agreed it was definitely better. My cancer case of the Uterus is increasingly better. Noticably to Dr. Jeppson.

Here is the deal, Dr. Jeppson told me he feels there is enough visable favorable results now that he'd like to carry on these treatments here. He dictated a letter to his secretary to send to the Hewlett and Packard Company for one of these counters so that he can keep it in perfect order. Now this did raise a question Johnnie how we can do this without him having the correct figures to go by. This instrument was out the next day after you left about 34 to 400 cys, and now it is in perfect condition. I rechecked it and found it in good shape this morning. I personally feel, John, Dr. Jeppson can be very much trusted and so does LaMar. LaMar could recheck this instrument but I feel Dr. should do it himself to his satisfaction, because, one, he needs the instrument tuned correctly LaMar or Major wont be around to do it and like Dr. Says he'll need it to carry on his work immediately. Since we are trusting him with the Instrument, I personally feel it to our advantage to let him have these figures. He'd take care of these with his life he said to me, because he is in deep water now with the Medics here and he has to produce excellent results and Johnnie I know that here lies our answer to all our financial problems. This I am sure you realize, by now. LaMar feels nothing should stand in their way here to produce favorable results. They can't wait for any of us to come up here every few minutes to see that this instrument is adjusted properly, so I believe we should give Dr. Jeppson, only, this chart of figures so that he can do a perfect job. You know, Johnnie, he is the one that



FREE GUEST PARKING IN SALT LAKE CITY'S NEWEST PARKING TERRACE
OVER

3/28/58

Dear John

Very glad to hear that you are able to start

your treatment in Salt Lake City under the Jeffers
supervision. I had a nice telephone conversation
with Jeffers & he promised like a fine man. Certainly
hope you have success with all your cancer

by looking for experience & believe we can learn
a lot at our date. We have a lot of good
things. The thing I would like to understand

is I wish you would tell us something about
the situation in 3 cancer deaths. I had

perhaps I handled the cancer wrong. I had the
same for the 11. I hope you will tell

the situation. The cancer we are with very sick people
& need every ounce of medical help available

to increase the strength & resistance to fight
back. These people are sick - Really sick -

& we are doctors. I want to help a little more
on this. To pick up fighting in the morning. I
believe the only reason is that it is more human
a cure all. But that we will find a way
to make progress in our daily practice of this
in our daily life. I hope you will tell

March 26 1958

JOHN CRANE
#246 PEPPER DR
SAN DIEGO, CA, 92105

Dear Johnnie :

It was a pleasant thing for me to talk to you over the phone the other night. Thanks a lot for this kind consideration.

I had the meeting with Dr. Jeppson about those letters you sent to me and he was quite delighted to see them. He appeared rather flabbergasted at the contents and he did remark, " There is one thing for sure, these prove the fact that those M.D.'s did associate with Dr. Rife and a committee was formed and those who flatly deny there existence are listed here." Very very interesting, he said.

Dr. Jeppson says very little. He's a real quiet guy. You never know what is churning in his head, but I can assure of this Johnnie, there is very little for him to disbelieve. He is most interested in trying the instrument on a hundred cases, all types, keeping complete records etc. He feels the 30 cases we now have or the 30 that Bob Stafford aren't enough to actually make a complete positive record. He called Dr. Parmlee yesterday while I was there to jostle him up to get the instrument checked out. This hadn't been done yet, and I know this will help the firm foundation we are gradually building. He also, i.e. Dr. Jeppson feels he might have us to leave the Instrument here for this set of research test cases. Now if this be the case, I feel there is two ways it can be done, if it comes to this, lease it by the month or 50% of all income derived from its use plus an assururity of replacement of parts, insured for full value, etc. Course we still have two weeks for this to materialize. Now if you have any ideas tell me and you might get a figure if left here on a lease basis, or lease and percentage, or percentage, plus security measures etc. So far the treatments have been given for free, during this trial period, since he felt they shoul n't charge for the treatments this could prevent the A.M.A. charging for mal practice etc. here. Let it be as it may, I felt I'd better go along with th m on this at this time. Send me any suggestions Johnnie, if you wish. You see, Johnnie, by rights, our instrument should have been all checked out and tested plus legalized by the A.M.A. in all reality. Now if this were the case, we would have had to finance this work anyway, but as it now stands we are fortunate to get M.D.'s to give of their time, plus the legal headaches they have to put up with if they do it unauthorized so to speak etc. I say we are indeed very fortunate to have any interest shown. But you can see what a job of salesmanship using much diplomacy plus the finest bit of psycology in salesmanship to the hardest to crack Society in the U.S. and this is a fact to say the very least.

Our sacrifices will eventually pay off, this I'll say for sure, i.e. if I'm the salesman on this job. You can bet on this.

These Johnnie are the bands used on these diseases that I'm using here :

Psoriasis:	the three "s" plus TB(both) plus Cancer and Sarcoma, and pneumonia.
Cystic Fibrosis:	" " " " " " " " " "
Leukemia :	" " Cancer and Sarcoma, and pneumonia.
Rheumatoid Arthritis:	" " " " " " " " " "
Pustular Acne :	The three "s" only, right now.
Cancer(all types)	" " " plus Cancer and Sarcoma, plus Pneumonia.
Sinus, (all types)	" " " " " " " " " "
Bilateral Plural Pneumonia:	" " plus pneumonia.

If there is anything else I can help you with, or if there is anything you feel I should know, feel free to send it to me. I'll use it, you can bet on this.

Johnnie, I'm here or in Dayton or Cleveland or anywhere to get us known and into business and you can just bet I'll not take this lying down, I'll do my best for the all of us, not just me or you but us all.

Give Dr. Rife my best, Johnnie as well as Joy and your family.

Sincerely your Friend,

JOHN CRANE
4246 Pepper Dr
San Diego, Ca 92105

March 24 1958

Dear Johnnie :

Hello friend. Yes I just got both your sets of mail, the group of letters and the atatement from Dr. Rife pertaining to Yale.

I can agree with you, they'll prove a very valuable asset here. I'm having copies made of them this morning and leave a set with Dr. Jeppson with copies of Dr. Staffords letters. Anything like this will certainly help this great cause along. And I will be very very careful with all of this stuff.

I also got a letter from Dr. Stafford, these are the contents :

Quote :

Dear John :

I'm very glad to hear that you are able to start some treatments in Salt Lake City under Dr. Jeppsons supervision. I had a nice telephone call from him and he sounded like a fine man. I certainly hope you have success there with your cases.

By pooling our experiances I believe we can sooner arrive at a true evaluation of this made of therapy. One thing I would like to underscore and I wish you would tell Dr. Jeppson, this is it : " On evaluating my 3 cancer deaths, I feel perhaps I handled these cases wrong. I put too much faith in the Rife Machine. Now while the Rife Machine seemed to reduce the cancer invasion, the patients are still very sick people and need every ounce of medical help available to increase the strength and resistance to fight back. These people are sick-deathly sick and we Doctors must keep an hourly watch over them to pick up failures in various systams as they occur. "

I believe the Rife Machine is not a miracle machine or a "cure-all" but that we find it a very valuable adjicint in our daily practice if we can eventually get it approved by our medical colleagues.

You asked about the 3rd. Cancer case-Mrs Katherine Murphy, age 51 died 2 weeks ago the day after her 6th Rife treatment. She had carcinoma of left lung and it removed surgically in Jan. '57, In august '57 evidence of extensive metastasis in left lung and plura and metastasis to right breast.-Terminal case when I first was called in to see her. Severe paroxipins of caughing 3 or 4 a day, pain in chest, taking dope. Pain relieved after first treatment, Caugh relieved completely after 4th treatment. But suddenly went into the state of collapse before 6th treatment and died the following day without pain. I feel now, possibly could have saved her if I had her at the Hospital. And I've been treating her in her home. Her husband was very grateful for the relief which we obtained. I did not assure him of anything before hand therefore he didn't expect much, this is perhaps better than we assured Cartwright for instance.

Let me hear from you often in your work there. I will keep in touch with you and Dr. Jeppson. I also wrote to the Pathologist at the hospital there. If we can get some good results I can get you an interview at the Cleveland Clinic Next. but lets get some good results first,

Bob

Unquote :

This is a good letter Johnnie. It doesn't say everything we'd like said but it says a lot at that in "our" favor. This is expected from M.D's in the first of something like this. I'll carry the ball, Johnnie anywhere they ~~accept~~ this work. I do feel as Bob does, it isn't a cure all nor have we stated this, but I've done much talking here pertaining to the same thing, in aiding the sick while treatments are being given, or our work is for naught. My patient Bob Thurgood died as we had expected, But Dr. Jeppson will make a complete study of the case and take samples for study to show the use of our instrument on it. The rest to this date are doing O.K. More treatments today and I'll spend some time with Dr. Jeppson in regards to everything as well as the letter from Dr. Stafford.

Thanks loads for writing Johnnie and I'll keep you informed to date.

Your cooperation in this will help greatly too.

from the private archive of Jimmie Holman & Paul Dorneanu

Sincerely, J. Marshall

March 22, 1958

TO WHOM IT MAY CONCERN :

Subject : Statement of facts regarding the association of myself,
Royal R. Rife and Dr. Yale M.D.

My first association with Dr. Yale came through an organization known as the Beam Ray Corporation. In order to acquaint you with the details of the formation of this corporation I shall bring in a little background. My assistant at that time (1934) in the laboratory was Philip Hoyland whom I met through Dr. Milbank Johnson M.D., Medical Director for the Pacific Mutual Life Insurance Company. I considered Hoyland as a capable electronic engineer and brought him to my laboratory in Point Loma on Alcott Street, San Diego, Calif. Hoyland became associated with a promotor named Hutcheson and Dr. James B. Couche M.D. They came to me with the idea of forming the Beam Ray Corporation to manufacture and distribute the Frequency Instrument to the medical profession. I gave this considerable thought and came to the conclusion that if these instruments were manufactured and placed into the hands of legitimate and bonafide medical practitioners, my efforts, over a period of years would derive exceedingly more benefits, so I gave this corporation permission to manufacture these devices on two stipulated conditions: (1) that they would adhere decidedly to the original basic principles of the Frequency Instrument and (2) that each Frequency Instrument would be thoroughly tested before delivery to determine its true devitalizing power and effect on pathogenic bacteria. And so they went ahead. Three instruments were built. The first two were shipped to England (unwired as Hoyland wanted a trip to England) and the third went to Dr. Hamer M.D. at the Paradise Valley Sanatorium and Hospital. Dr. Hamer was the superintendent there I believe. Hoyland was like many men with whom I have associated over a period of years. In a short time he began changing the basic principles of these instruments according to his own ideas. About this time he became associated with Dr. Yale and Yale ordered and received another or the Fourth Frequency Instrument. Since I was out of the city of San Diego at the time, all of these devices were delivered without being tested by myself.

At a much later period, I called on Dr. Yale at 333 Plaza in San Diego which was the address of his clinic at that time and told him that I did not feel that the Frequency Instrument had been calibrated properly so that it would not work. In the interim, I became associated with another electronist by the name of Verne Thompson, of San Diego. Under my supervision, Thompson rebuilt Dr Yale's Frequency Instrument which I tested in my research laboratory on pathogenic bacteria and the Frequency Instrument proved effective. Then later at different times I had this instrument checked and found it lacking in its ability to devitalize anything. I later learned that Dr. Yale had ideas of his own and would have somebody change the Frequency Instrument to suit his individual whims. I will state here definitely that I have never been associated in any way with Dr. Yale outside of the interest that I have taken in some of the patients of Dr. Yale.

My Commission Expires February 26, 1959

NOTARY PUBLIC

State of California

County of San Diego

John F. Craig

Royal R. Rife

Royal R. Rife

Director of Research
Life Lab Inc.



★
Allied Industries
4246 Pepper drive
San Diego, Calif.

phone:
AT-15913

JOHN E. MARSH Hotel Temple Square
75 West 50th Temple 3-22-58
Dear John, Salt Lake City, Utah

By now you should have received a registered letter which I sent to you this morning. Take good care of the letters enclosed and make sure that they all are returned to me. I sure they will go a long ways towards past evidence of the good faith and honest efforts contributed by Dr. Rife. I have taken a statement from him which may be of use to you regarding Dr. Yale. I do not like to run the man down since I have never met him and he has had a tough time of it also I guess as he was the doctor that took care of all the prostetutes south of Market Street when old Tom Quinn was the big boes. I did find out one good thing about him. He brought Dr. Seidel in contact with Rife and Dr. Seidel M.D. was the man who wrote about Rifes microscopes in the Smithsonian and Journal of the Branklin Institute Report., ; this may of been the reason for his not including a picture of Rifes big microscope in the report - I guess they figured they could take that over too although in 1954 Seidel wrote to Rife and asked if Rife would like a picture included - Rife Rife never answered him.

Best regards,


John F. Crane

3. Group of men and a solid foundation pre set if case we are mistreated. I've learned also the A.M.A. dislikes the Mormons, thus even the more reason the Church would want to squelsh their stupid antics. You see Johnnie, I've worked here, many nights up till 12 and 1 AM to keep this foundation we are striving for, one solid one and if there are any wrongs to be cast, they shall go to the proper sourse, and believe me, I'm not to sit on my rear end waiting for them to make the first moves.

Since LaMar Williams is in President McKays office, head of all broadcasting thru-out the world as far as the Church is concerned, also makes all recordings, and is their top Photographer of all important activities here as well as abroad, you can well see why it is intelligent to keep him well tapped in on my activities here. They've set up a professional file in the Church Administration Building for us. They have all of the correspondance of what we've written to them in it. They are making a history of this deal in pictorial stype also.

Mark Peterson, one of the 12 Apostles who is higher in it than Ezra Taft Benson, yet, has kept in touch daily with LaMar Williams at his office. He is extremely interested and very wealthy. In fact most of them are wealthy to say the least. And of course Bro. Benson will know it this right pronto too. So you can just bet, I'll either make them love me here, or hate the ground I tread upon. There wont be a half way in between. And with the Influence I can assurt thru LaMar Williams, we are all set. He is in the top office and know every one of these Officers personally since he records all of their activities too. They know him. He hold a very high rank here, and is a wonderful man to say the least, boy in this we are indeed fortunate. The Garff Brothers are millionaires too. They've just invested 4 million into a recent deal. They own a great deal of the City here. They own the Benificial Life Insurance Building here, a $\frac{1}{2}$ half block structure of 8 stories, in the center of town, and scads of other holdings, too numerous to mention here. I'm having Sunday dinner at Major Garffs home tomorrow. He came to LaMar Williams house to ask me last night. They are with me, and haven't shaken from their feelings as yet. This is a good move on my part, to keep a very healthy feeling in their minds after they hear of all of the crap handed to them daily. They are very influential too in politics here, the Church, and business in general. Everyone knows the Garffs. They are some of the first pioneers to Utah with Brigham Young, and are a highly respected group. We are fortunate also in this.

So Johnnie, I'm doing a pretty good job here...so far. They are seem to like me real well and Major calls me every once in awhile to ask me if I'd like to go see the town, land marks etc. He will call for me here at the Hotel. They are darn nice people and since I am in the Church all knows I'm here. I've gone to the Priesthood Meetings with LaMar, and will do it again tomorrow with Major Garff. So being one of them, helps.

Well Johnnie, this should give you added good feeling, and I hope I didn't bore you with this data, but I did feel you should know how everything is going with all involved. I've got the main part of the City under my thumb at this time, but hope it stays there.

Tell me the news ole friend, and trust, I'll try to set up a fine thing here, as I feel I'm doing in Dayton. That Dayton crew will help us eventually here if need be.

Please send the frèquencies for the disease Psoriasis, Dr. Jeppson wants to know id what I stated we were using is corref. If you don't know, then what we are using will be the correct ones. We are getting fine results from it.

I hope you get a good picture from my letters as to the progress. Keep this letter as a guide of names I might mention in the Church. O.K.? Write soon again and thanks for writing. I appreciate it.

Sincerely your friend,

Jim Morrison

U.S. A picture hangs in the Capital Building here a John Crum - one of the original promoters here with the Mormons. Even looks like one of our own people.

2
take this to court and sue "Them" for using his name in their propaganda campaign.

So far, Johnnie, it appears the mens names we've used in our papers as those who had been associated with Dr. Rife, are definitely denying their association with Dr. Rife and aim to put a stop to our existance. However, Dr. Neilson knew nothing of the Instrument but just took the word of the A.M.A. and their report of Dr. Yale as well as the reports of Dr. Foord and others. I haven't yet gotten their names as yet who else deny's their association. Mr. Jack Margotts, President of the Stokermatic Company here wants to produce these instruments, yet he lives across the yard from this Dr. Neilson. And as a friendly neighbor, Dr. Neilson told or advised them to ignor it. Don't have anything to do with it. Its dangerous business. Then Jack Margotts asked him what he knew about it and he told him what he knew which was nothing but passed on "here-say". This is the ignorance we are trying to compete with. However I wasn't shaken by this at all, and I had a meeting with the Garffs and Jack Margotts and told them the truth as I knew it, and they are quite assured we are just being called names because these M.D.'s are afraid of their very jobs. And with this, they are going to try to stop this mess, thru the M.D.'s here who can see the favorable results of these treatments now being conducted by Dr. Jeppson who by the way is being ridiculed badly by those who are in the adverse "click" here. Every City has them and these men here fully intend to either prove us the fraud these others think we are or shut them up for good, once and for all. I'm personally glad, Johnnie this is happening since it'll not break us but make us, I feel.

Now, Dr. Jeppson intends to keep on with these treatments, and aims to prove to himself that what he feels is right by us, is to give it a fair trial, even tho he is harressed by those who know him here. They feel he is sticking his neck way out by using this instrument, but he feels that if Dr. Stafford stuck his neck out and had results and that I've been so sure of the results also sticking my neck way out, jeopardizing my job at times and my families income, there certainly must be something here more valuable that meets the eye.

Last night, Johnnie I met with LaMar williams, to discuss the Churches Stand in this who thing and the People behind it. I was just curious as to the feelings of these men and their authority, to voice any opinions etc. This is what I felt you should know.

As you know, Johnnie, Our Church is headed by an Official Office of the First Presidency, in this there is President David O. McKay, head of the Church, with him are two others, J. Rubin Clark (Former Ambassador to Mexico), and Steven L. Richards, 1st councilor to Pres. McKay. Then there are 12 Appos'ts., All 12 are equal to the President in power in the Church, they are Joseph Feilding Smith (grandson to Hyrahn Smith (Joseph E. Smith the 1st) brother. he is also Pres. of the quarum of the 12 Ops'ts. Now they are in name as follows, Harold E. Lee, Spencer W. Kimble, Mark Peterson, Exra Taft Benson, Delbert L. Stapley, Marian G. Romley, Henry D. Moyle, George Q. Morris, LeGrand Richards, and Richard L. Evans, and one dies recently to be replaced on Easter (this I shall see). Now in Order to the Offices there is also Assistants to the Quarum of the Apostles's, they are ElRay L. Christiansen, (President of the Temple here), Sterling W. Sill, Commentator on N.B.C. New York, Clifford E. Young, Elma Sonne, and John Longdon, one of these also died to be replaced on Easter. Next in Power are the Presidents of the 70's, next in rank to the 12 Apostles, they are Antone R. Ivans, S. Dill Worth, Levi Edger Young, Bruce R. McConkie, Marian D. Hanks, Milton R. Hunter and one of these men died to be replaced on Easter too. Then next are the Presiding Bishoprick, Joseph L. Worklin 1st councilar, Bishop Thorp B. Isaacson, Carl W. Buehner, and last Heldridge G. Smith (Great Grand son of Hyrham Smith Patriarck of the Ch.

I've presumed why I've given you all of these Officers here. Well first of all Johnnie, All of them are aware of this instrument. All are being informed as to its progress. All have excepted the trials carried on here. Pres. McKay is given daily reports even to the adverse conditions by some of the Church's medical Staff. This is really proving the Godliness of some of the Members of the Church as well as the top Command. The Tv. Station here is standing by for any announcements to its success. The Deseret News Paper Editor is ready for any editorials, the Western Union Telegraph has been notified, Radio Stations thruout Utah. All of this was done by LaMar Williams. He is in the fullest accord with it and know it should be exposed in the proper way, at which time the bad forces will also be exposed. I'll say this Johnnie, we've got a great

March 22 1958

Dear Johnnie :

San Diego, Ca 92105

Hi ole buddy. Thought I'd better get out the data and results of the past second week.

Well to start with, none of the patients gave died as yet, even tho I do expect two of them to die. The one man with the bad leukemia as well as the younger man with the Cancer of the bowel and stomach. First, the man with leukemia has been sent to the hospital, for added blood transfusions only. I can't treat him there, so I've suspended him, the other a man of 52, had, in a prior operation, 2/3 of his stomach removed due to this terrible growth, well, he can't eat, hasn't eliminated for 6 weeks, he cannot eliminate due to the matted growth, thus no eating no eliminating he is but a week away we think. I'm treating him however but I don't expect to save him. Dr. Jeppson thinks the autopsy will prove the treatments given. He feels this will help.

The other leukemia patient, age 65 is feeling fine, but her count is showing her blood leaving her body, even tho I've treated her so far with 5 treatments, and her condition is much better in spite of it, so the Dr. says. The lady 42, with cancer of uterus is very much better, and this is varified by Dr. Holstrom to Dr. Jeppson as he had given her Xrays and knows much of her condition. They feel she is recovering so far. The three very bad Acne cases are all clearing up perfectly, and this is a rather impressive thing to Dr. Jeppson since no one has yet found a real cure or elimination of this crummy disease. The Cancer of the Bladder case at the Hospital I cannot treat of course, but she is due for an operation this week, so I've been told them a pathological report will varify our treatments, even tho she has had but 3. I feel this is a poor representation however, so I'm discounting this patient also. If we do get any credit then I'll except it of course. ha

The very bad Rheumatic Arthritis case is getting some better, but not too noticable yet. He's in his 73rd year and had this for the past 8 years, so heck, they've got to give it time, naturally. I've impressed them here to not expect miracles when it has taken the patient to go down in 2 to 8 years and we are supposed to arise them from the dead in 3 minutes. I told them time will help, but don't expect a spectacular thing in healing immediately. However some cases seemed to act that way at times, I've told them.

This is the sum total so far, Johnnie.

Personally I've told Dr. Jeppson, we really don't have enough patients to get a very good report as an overall picture as to the real value of this instrum. He agreed, however he has combed his cases he said and from these he got what he now has and the rest wouldn't except this form of treatment since it is an experimental thing here. But he feels very good toward us and the Instrum and the apparent successes we are having so far. He feels it is doing something toward helping to rid some of their diseases. The Acne cases are the ones he can visually see. The others he can't. Oh yes I almost forgot, he has treated with two treatments and I with one a very bad case of Psoriasis. This is a bad skin infection, causing burning and itching, raises a welp then causes a crust to form on top of that about one sixteenth of an inch which keeps peeling off causing scabbing all the time. This man picked it up in the South Pacific. It is like a jungle rot or leprosy. Same effect. Now, to my knowledge I've never treated a case of it and so we've thought we'd treat it like Skin cancer and TB combination. With this we've been successful so far. It is 50% better Dr. Jeppson said yesterday. This is a dreaded disease, covers the entire body, looks terrible. This man was an Army Capt. and has had this since 1942, and to date no cure anywhere. However I can say we are succeeding with it and this is astounding to Dr. Jeppson since he can visually see it go.

You see Johnnie, these poor Doctors and their elite education, has made them no less than in a class with others who know so very little about diseases. They are typical of the ignorance covering the Earth. Here, in this City, I've literally shaken them out of their boots. Dr. Neilson who is one claiming it to be a fraud, and one on the Tumor Society here said that Dr. Alvin G. Foord told them he fully intends to

Mr. John E. Marsh
Hotel Temple Square
75 West South Temple
Salt Lake City, Utah

March 21, 1958

Dear John:

In reply to your question concerning Dr. Rife's affiliation with Dr. Yale M.D. there is no affiliation and never has been any whatsoever. At one time in the 1930 year Dr. Rife had some of his equipment in an office next to Dr. Yale and after Dr. Rife saw the lack of bacterial control which Dr. Yale used in his practice, he moved away entirely. When the Beam Ray Corp functioned in 1936, Dr. Yale acquired one of the Frequency Instruments and was getting results for a while and then he hired some college students to alter the instrument and he has worked on blindly without the knowledge of the proper values of electronics to use in a sort of hit and miss proposition. I learned that Dr. Yale had filed bankruptcy proceedings a few years ago and before he did this he turned most or all of his holdings into the Yale Foundation hiding under a religious sect and quite disliked by the medical profession here. In view of this and the fact that Rife will have nothing to do with him, I have never bothered to drive over to meet him. I consider him a quack and even Dr. Couche M.D. would have nothing to do with him although I understand that they are somewhat friendly now since Dr. Couche dropped us when Dr. Gonin M.D. of England visited us here. It was Father Williams who borrowed the clinical records from Dr. Rife and Williams acts as the bishop in Yales church front. I went to Father Williams house in Pacific Beach to regain these records to go avail. Dr Yales electronic instruments have been reported to me by an electronic expert to be much higher powered and in the X-ray range and several cases have been reported as burned with his equipment. He has built some 12 instruments all told I believe. Since he doesn't know what settings to use, his instruments have rotating dials and he hopes by this means to hit the right areas occasionally. This is a good example of what lack of control over the Frequency Instrument results in and no doubt has accomplished a great deal of damage to the great work that Dr. Rife did. Dr. Yale tried to patent his instrument without success.

I wrote to the AMA and sent them a copy of our brochure entitled "A Challenge for the Elimination of Pathogenic Virus and Bacteria" in 1953 and have not heard from them since.

When the Beam Ray Corp. started they ignored Rife and failed.

Very truly yours,


John F. Crane, President

JOHN CRANE
4246 PEPPER DR
SAN DIEGO, CA, 92105

March 17 1958

Dear Johnnie :

Your letter just received so will get out an answer plus news right pronto.

Your letter indicates the very thing I know exists, that we will need to muster strength from here, which I've already started to do before I heard from you. I feel, Johnnie, we'll have to use my method in busting this thing wide open, and that is this, I have a pretty strong hold here, now, so with this strength I feel we can do it. I'm behind these men here, by phone, by personal appearances, and by proof of actually showing them the truth of which we know.

I've engineered the thing here that President David O. McKay is receiving daily reports as to our progress here. I've already written to Dr. Stafford asking him to help us here in correcting this great wrong that has fallen to Dr. Rife. I've seen the documentary Statement the A.M.A. sent to the group here, saying that the Instrument is now being used by a Dr. Yale in his establishment in San Diego, that the Instrument is putting out a lavender light of no consequence value to anything creature. The use of Dr. Yale is the predominant item in the two page document, so you can well see that Dr. Rife is being blamed for Dr. Yales ~~wisdom~~ quackery. They don't even know that Dr. Rife and Dr. Yale aren't associating together in this work. Those stupid fools in Chicago will get the going over of their life, you can just bet on this. Dr. Jeppson shows me every piece of mail he gets regarding the Instrument. He is plenty burned up at their stupidity and ignorance. He made the claim today while I was treating in the Clinic, that once and for all the A.M.A. National Office in Chicago will get the TRUTH and they'd better listen. In fact he aims to visit with Dr. Rife after these treatments are over for this first set of Clinical "research we are conducting. This is going to be it, Johnnie. Either the instrument will get the acknowledgement it deserves of the truth evaluated, or there will be a super-Federal Injunction directed at the A.M.A. to prove their charges and if they can't prove their charges they are in a deep hole. So you can just bet I'll not let this rest. I'm in meetings all the time with some of them here and I'm very well received. Being a Mormon, Johnnie has been the key to it all, so I've learned since I've been here. The Mormon Forces here and abroad are great and no one can stop the use of this instrument in any Foreign land, and I'm sure the Church will pave the way for its use. Money won't stop it, they got plenty here, and I aim, with all my heart Johnnie to get us recognized, and not let a lot of stupid accusations stop us. Believe me, I've mustered a pretty good group of men around me here. It has taken time, but heck, how far could you get without it?

Johnnie, Life Lab don't have enough strength to back it from any source, and strength is what we need. I'm in the position here to get it, and this I'm sure you'll agree to. I've done a lot of telling you what I'd do if I got here and you can rest assured it'll be done too. And by the way Dr. Stafford is with us 100% and his group back there plus this will surely help the cause tremendously.

So far everything looks good here. The woman who had been treated at the Hospital and got to come to the Clinic for her Cancer of Bladder case, will be fit for operation here this next week they said at the Hospital. It is scheduled to come off next week for her. The rest are slowly getting better, which is fine, since it was that way in Dayton too.

Well I'll hush now and get this mailed. Write anytime. I'll show your letter to the group I've formed here for this purpose.

Sincerely your friend,
John

P.S. I send my best regards
to Joy from the private archive of Jimmie Holman & Paul Dorneanu

JOHN CRANE
4246 Pepper Dr
San Diego, Ca 92105

March 13 1958

Dear Johnnie :

Hello again. I've got a little better news tonight so thought I'd jot it down before I forget it. I'll start this letter tonight, its now 11:30 then I'll finish it tomorrow.

Dr. Jeppson did get to talk to Dr. Stafford long distance last night at 9 PM. Dr. Stafford told Dr. Jeppson the cases we've treated there in Dayton, those bad ones, the first ones I originally went to treat, had recovered grossly from Cancer after the use of the Instrument. In fact he told Dr. Jeppson what he personally thought of the Instrument and it was all good, Dr. Jeppson told me this morning at the Office where I treat patients daily. Dr. Jeppson told me, " John, I personally feel this is the right machine or Dr. Stafford wouldn't have said so. Then after examining these patients we've treated to date I feel reasonably sure it is what you've stated in the beginning. I examined Bob Thrugood, who had this terrible stomach cancer, and you remember how touchy it was if just his light pajama shirt touched it? Well you saw the results of the first treatment you gave Monday, he had no pain at all today, just two days later and I believe the lump has subsided some already."

Well Johnnie, so far even the leukemia patients are better. The old man 83 who has it, is in bed, skin and bone, terribly sore throat and inflamed tongue, the inflammation left his mouth, he looks so much better already. Just one treatment, then I gave the second today.

Dr. Jeppson said he'd not stop this for anything if there are signs of them getting better. And so far it looks good. Incidentally he's writing to all of these doctors himself, including Tulley in S.D. He said he'd clear it if it does as he thinks it will. He'll get Dr. Stafford to testify from Dayton to the National Office of the A.M.A. Dr. Stafford has 3 M.D.'s there and Dr. Jeppson has three here, so it'll go O.K. we think. Dr. Jeppson is a very strong minded man and so is Dr. Stafford, so I think we are well set. Anyway, you can bet I'll not let anyone sleep on it. Dr. Jeppson won't I know.

Sincerely,

John

Now Johnnie, this is the picture as of this date. I'm not too shaken since we do have the proof of the treatments preformed in Dayton. I don't give one darn whether they consider Dr. Rife a Quack or not, personalities can't be considered in this. They can forget him if necessary, its the instrument we are proving, not Dr. Rife, or these crows he worked with that betray him or have a person grudge.

You see, these are the things we just don't know anything about, John and we might as well get it all exposed. We wont succeed without clarifying the facts which we are now proving to the World. I'll not give up until someone tells me that the treatments in Dayton were a fraud. I'm darn sure Dr. Stafford wont say it is. And by the way, they've investigated him from the Nat. A.M.A. and he is a member in good standing, with an excellant record to date. So that is in our favor too.

I'll continue on with this and see what happens here. Dr. Jeppson and his staff aren't against us. I treated Dr. Wilkenson yesterday for a bank ailment and if this was quackery they'd not waste their time.

Dr. Jeppson says that Dr. Staffords claims don't coordinate with the Nat. A.M.A.'s claims and there's a bug in the whole thing somewhere and he's willing to find it. First they have to prove the instrument is hocus pokus as they seem to think, the A.M.A. I mean in Chicago.

All I can say about the whole thing, I know it worked in Dayton as I feel it will here, so I'll keep you informed as to the successes we have here.

Sincerely your friend,

John
John

P.S. I had a meeting with all of the 5 Garffs and they knew of these things and they are sure the A.M.A. is trying to pull a fast one, which they feel it can be stopped. They believe in this and haven't been shaken so far. They are a real bunch of nice guys and progressive. They've got the cash to go ahead as soon as they can get clearance .

JOHN CRANE
4246 PEPPER DR
SAN DIEGO, CA. 92105

March 13 1958

Dear Johnnie :

You remember me telling you in one of my letters that after the Tumor Society of the Cancer Society received the word from Dr. Jeppson at a Special meeting with them, they'd contact the former Doctors Associated with the clinical research at LaJolla with Dr. Rife.

They called Dr. Foord in Pasadena and he flatly refused to know any thing about it. He told them he knew nothing about the research. Then they called the National Office of the A.M.A. in Chicago, and their report in writing will be sent to them, however they did say that Dr. Rife was a quack trying to sell some kind of electronic treatments on the West Coast that was supposed to successfully treat Cancer. That was the report they've received so far from anyone as yet. They are contacting the rest of them who has worked with Dr. Rife on this research, which may prove more favorable.

Dr. Jeppson, here, stated to me yesterday evening, " These reports John aren't going to help us in our cause much. These men are prone to believe its quackery anyway, but was willing to go along with me on it until these treatments prove something of their own. However if the Tumor Society advises the A.M.A. Office here to have me stop these treatments, then if I don't my license will be ⁱⁿ jeopardy. However we have a fine out; Dr. Staffords results in Dayton will prove the statements of the A.M.A. are false, then the A.M.A. can investigate these results that Dr. Stafford had. I've got a phone call in to Dr. Stafford now. I'll explain to him what we've found so far, then maybe we can crack this thing wide open, one way or the other. Its of no use to do anything underhanded or dishonest. However I was asked to treat no more cases in the Hosp. but we will continue with all these others. If necessary we may have to remove the one cancer case from the hospital to carry on with her. And by the way, the tiny baby your instrument treated in the Hosp. is over the hump. Getting well."

JOHN CRANE
4246 Pepper Dr
San Diego, Ca 92105

March 12 1958

Dear Johnnie :

I have a little more news so tho't I'd get you to it in this letter.

Dr. Jeppson presented Dr. Staffords letters, plus the History and other data concerning our research to the Tumor Society this morning at 7 Am. He said they spent some an hour and half going over this data with a great deal of interest. They said they tho't there must be something to this or Dr. Stafford and his men would have failed in its use. So they've decided to write to all of the Doctors that worked with Dr. Rife in the beginning. One of them Dr. Jeppson said he knew personally. They will write to them all. If the reports from them are favorable, and with Dr. Staffords results, they'll clear it for this State.

Now, as I see it, you can't really blame them for this, and we do want a solid clearance. I see no reason why we should fail in this work, since we know Dr. Stafford wont lie to them, but might come up here to speak.

I wrote to Dr. Stafford asking him to cooperate thoroughly with them here, since they are all for it, and everything here looks good to date.

Things will go slowly I guess, until they have some facts to back them and us in our claims. If Bob Stafford comes here, that'll clinch it, I'm sure. He'll not let us down I don't think. I have a treatment to give in a few minutes so I'll have to wrap this up for now.

I'll keep you informed as to my progress in these treatments. The hospital states the baby is doing fine so far. I haven't heard from the others as yet. I guess we can't push this too hard, but I feel we'll do O.K. here and I think this is our open door.

By the Way Johnnie, I've got a date with Ezra Taft Benson in a couple of weeks. He's coming and arrangements are being made for me to see him in regards to the Labs etc. So that is forth coming. LaMar told me he'd get him to see me. Now thats progress isn't it? There is a special service on Easter and I'll attend .

from the private archive of Jimmie Holman & Paul Dorneanu
Write anytime.

Sincerely, John

Hotel Temple Square
75 West South Temple
Salt Lake City, Utah

Mar. 11 1958

Dear John: (MARSH)

Well here I am with a little time so I'll try to get you a better letter concerning the happenings here.

I might add, I've started off with a real bang, I think. After arriving here I met LaMar Williams in front of the Mormon Temple. He and his wife met me then we proceeded to go to the Mormon Hospital, known as the L.D.S. Hospital, where this young fellow was who was dying with M.S., I met his folks etc. However after getting here their Doctor wouldn't let me try it on M.S. until he had contacted Dr. Stafford. You see, their doctor wasn't the Dr. Jeppson who has the Deseret Med. Center but another. He didn't know of my coming, however after I went to see the boy, we went to Lynn Garff's house, I stayed there all night that night. They insisted me staying there, so I did. It was nearly 12 PM as it was.

The next day, Monday I met with Dr. Jeppson, who had an ~~old~~ old man, 83 yrs with Leukemia, an ~~old~~ woman 65 with leukemia, and a man with cancer of his bowels and John the lump stood some 4 inches high from his stomach and about 8" in Dia, and red as a cherry. He was suffering terribly, so I treated him also. All three of these patients were at home in bed. I met with Dr. Jeppson's other doctors in his Clinic and there are Dr's Wilkenson and Poulson. Dr. Jeppson owns the Clinic and a drug store. After conferring with them, they were extremely interested in our work and Dr. Jeppson is thoroughly sold on it already. I even treated Dr. Poulson for a nose infection he has been unable to cure, and also Dr. Wilkenson for a bad throat ailment. Dr. Jeppson is about 54 yrs, Dr. Poulson about 38, and Wilkenson the same. Their clinic is a pretty big one. He has about 10 nurses and it has about 15 consultation rooms, excluding the offices, etc. They have all modern devices in it. They want to see what some of these treatments will do and that is why they'll wait a couple of weeks maybe. Dr. Jeppson told me today, "Brother Marsh, if and when I see the slightest change in these persons' cases in favor of your instrument, then the Garffs can start manufacturing them. And I'll add this, I'll give every patient I now have to these other doctors in town and I'll spend my entire life to your instruments use. I really mean this.

I met with the Stokermatic Comp. Officials, all of them last night until 11 PM. and they are sold on it also, but are awaiting the reports from Dr. Jeppson first. I gave Lynn Garff a treatment for Sinus, and LaMar Williams' wife for arthritis.

I treated another cancer case at the L.D.S. Hospital today, a 69 year old lady for cancer of the bladder, and a 2 month baby of double pneumonia, it was an emergency case just brought in while I was still there. I have the resident Doctor there clearing my way to treat cases right there in the hospital, and another case I'll treat tomorrow under Dr. Middleton. These doctors are very interested in the instrument and are very receptive. We are in luck ole buddy, things are going swell, so far. Tomorrow at 10:15 I'm to talk to the Dean of the Un. of Utah. He thinks the study of electronics for medicine is a valuable subject for the University. So he'll come to Dr. Jeppson's office and I'll see him there. Then Dr. Jeppson has a special meeting with The Tumor Society to present us to them. They've arranged this meeting especially for us. Then better still Dr. Jeppson who is Chairman of the General Practice Section of the A.M.A. here sent an airmail to Dr. Stafford to have him come to speak to them of the Dayton clinical research we've performed there. It looks real good, Johnnie. I'm just sitting on needles and pins for this thing to bust wide open.

They got me a Hotel Room at the Temple Square Hotel room 537 at 75 West South Temple Street, Salt Lake City, Utah for the price of a motel room, and an inside garage with it too. I was sure glad of this, because it put me a few blocks from Dr. Jeppson as well as the Hospital. That was their reason for me to have it. It was their choice not mine. The Church owns this Hotel. LaMar Williams took me thru his offices in the Temple. He works there as their chief Photog. And by the way, he is making a pictorial history of this work in film. How about that?

Well I'll get this mailed now, you can write to me there if you wish as I'll be here a month. Tell me the news there. I'll write again soon. Sincerely,

from the private archive of Jimmie Holman & Paul Dorneanu

GIVE JOY AND CHILDREN MY BEST REGARDS. ALSO DAD

3-11-58

Dear John:

Hi ole buddy. Well I'm here and had a meeting with Mr. Jeppson, Dr. Morrison, and Dr. Wilkinson. They are all affiliated with the Desert Med. Center.

They are all agreeable to run a number of cases and test all - like Bob Stafford, did.

I treated 2 leukemia and 1 cancer so far and will do more today.

I've got a meeting with the Staffs this morning in about 10 minutes - so I'll write more later in detail. I have no details as of now. These patients are all Mormons so far. Also the M.D.'s also the rest. - They are all anxious to see the results.

The Instrument is O.K. works fine so far. - No trouble.

Will write later

Sincerely,

John
Marsh

The Church of Jesus Christ of Latter-day Saints

47 E. SOUTH TEMPLE ST., SALT LAKE CITY 1, UTAH

March 7, 1958

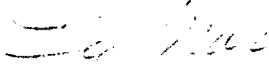
Mr. John Marsh
443 Garfield Avenue
El Cajon, California

Dear John:

Please disregard instructions given over the telephone this morning in regards to locating my home as I was thinking that you were coming in by the San Francisco Highway.

I am enclosing a sketch whereby you may be able to locate my home with less difficulty upon arriving in Salt Lake City. I will be looking forward to your arrival and seeing that you get located comfortably here in Salt Lake City.

Sincerely your brother,



LaMar S. Williams

LSW/mm

STOKERMATIC SALES COMPANY

125 EAST BROADWAY

SALT LAKE CITY 11, UTAH

March 5, 1958

*Distributors of Stokermatic
Super Heaters and Equipment*

Telephone DA 2-5695

Mr. John E. Marsh
443 Garfield Avenue
El Cajon, California

Dear Mr. Marsh:

Enclosed you will find a check for \$1,000. There has been a little delay to get a little better understanding with the doctor in regard to your coming, and the use of the machine. Some of the technicalities may have to be worked out when you get here. One question in mind was if the machine required special voltage, and if the machine can be used in a 110 electrical outlet. Also, will it be possible to treat the patients in their homes, if necessary?

It has been a little difficult to convince all concerned to just shell out \$1,000, but I finally managed to sell you and your product, and I hope we will not be disappointed in our confidence.


The doctor has a couple of leukemia patients he is anxious to treat, and he did want to present it to the tumor society and ask for their approval and help in evaluating the results. I am not sure this is a good idea, however, until the doctor has run, with you, extensive tests of his own so that he knows what he is talking about before he presents it to a board or a group of doctors.

We are looking forward with great interest to your coming, and if you will let us know when you will be here, we want to meet you when you come. If there is any delay please let us know just when you will be arriving in Salt Lake. Should you arrive during the daytime our office is at 125 East Third South - our phone number is DA 2-5695; or should you arrive in the evening, contact one of us by telephone at our homes. My phone number is HU 4-1659, and LaMar Williams' phone number is EL 5-8341.

EM 42511 - 375

Best personal regards, and we will see you soon.

Sincerely yours,



Major P. Garff

MPG:fp
Encl. Check - \$1,000

March 4 1958

Deseret Medical Center
1588 South Main Street
Salt Lake City 15, Utah
Edward M. Jeppson M. D.

Dear Dr. Jeppson :

Received your letter of the 25th of Feb. and appreciated hearing from you again. Also very happy you've written to Dr. Stafford in that I did tell him that in case you did write to answer your questions as completely as you can. And I've presumed he did .

I've with-held answering your letter, because Brother Lamar Williams, and the Garffs had called me, Bro. Williams Thursday night and Bro. Lynn Garff at 9 AM Friday Morning (our time) and Major called in the afternoon, same day. From their conversations I tho't I'd be up there by now to work with you, on this type of therapy, in Cancer Treatments, but as far as of this date, I haven't heard from any of them since Friday, so I do not know what the delay is, yet. I can assure you, sir, you will be well sold on this mode of treatments once you see the results under your control.

I am as anxious as anyone to get these things underway, since the work I did with Dr. Stafford was so successful. When I do get there I'll gladly go over the ~~REKILL~~ details of my Dayton trip, show you the actual daily record, symptoms, and results after treatments. I'm sure this adventure into the unknown (by most all physicians), will be an education you'll not forget very soon. We've preformed many (so called) impossibilities with electronics.

I am looking forward to meeting you and introducing you to the greatness of mens minds with Gods help.

Write anytime,
Sincerely,

John E. Marsh
John E. Marsh

Deseret Medical Center
1588 SOUTH MAIN ST.
SALT LAKE CITY 15, UTAH

EDWARD M. JEPSON, M. D.

STANFORD E. POULSON, M. D.

①

February 25, 1958

John E. Marsh
443 Garfield Avenue
El Cajon, California

Dear Sir:

I have given considerable thought to your letter of January 24, 1958, and have written to Dr. Stafford with favorable reply from him.

I would like to see the unit and its results in the treatment of cancer. I have two or three individuals whom I could use this on if such were available. I am sure others here would be inclined to use the instrument for trial.

Would you kindly let me know at your earliest convenience if it is possible to use or have a demonstration here.

I remain,

Very truly yours,


Edward M. Jepson, M.D.

EMJ/gp

Feb. 19 1958

Dear Brother Williams :

Hello again. Haven't heard from you recently and was wondering how things are coming there in Salt Lake.

I've assumed you've known about hearing from Dr. Jeppson and of course I've complied with his wishes in knowing what the instrument is and what it does and how much space is needed for its use.

I immediately thought of you when I got these recent letters from our Doctor group in Dayton, Ohio and the results of my clinical research while there in October, last. These letters were indeed heart-warming to say the least. As of this writing every one of the patients I've treated there in Dayton were recovering completely or have recovered and since a clear evaluation has been made on them, Dr. Stafford, Oswald, and Markus want to set up a Research Committee of Dayton Biggest and most influential Doctors to resume from 2 to 6 more incurable cancer, TB, or other cases to get a complete data fix on all from beginning to finish.

After these results are tabulated then they will be sent to the National Organized Medicine, of the A.M.A. This group in Dayton will be officials of the Montgomery County Medical Ass'n, branch of the A.M.A. of Ohio. They are watching these cases and so far they are highly successful. Let me quote a portion of these last letters : Quote :

" At a recent meeting of the Executive Committee of the General Practice Section of the Montgomery County Medical Society of the A.M.A. I gave a preliminary report of our work with the Instrument you brought back here. All of the doctors there, some 8 or 9 seemed to be very much impressed. I am going to set up a Research Committee with Dayton Biggest and ~~most~~ influential doctors to establish the ground rules and procedures for further work with this instrument. If this Committee can be formed and then meet with success on these new patients, then we'll have it made. I am very encouraged in the way things are going. Our cases continue to do well, and no disaster has occurred to any of them. Mr. Clifford is still doing well. Mr. Lott Johnson is also doing well. I feel fine myself and have much more energy than previously. I believe I must have had some low grade chronic infection in my body that was sapping my strength. I am sold on the instrument personally even if it didn't cure cancer, remove cataracts, and major things like that. After these further Clinical Research Committee findings, such an event would have better newspaper publicity and might serve as our opening guns on public relations. This thing is BIG, John, and we must think BIG and act accordingly.

As far as my part personally, I feel very privileged to have been allowed to know of this wonderful instrument and of Dr. Rife's remarkable achievements thru your missionary efforts, John. I shall feel well rewarded if I can have the personal satisfaction of seeing the Montgomery County Medical Society accept this mode of therapy as an additional wonder of the 20th Century.

Sincerely yours,
Your Friend,
Bob Stafford

Unquote :

Please let me know what progress you are having in helping me to save

Feb. 8 1958

Mr. Major P. Garff
125 East Broadway
Salt Lake City 11, Utah

Dear Major :

Received your Airmail Special this evening, in fact a few minutes ago, so without delay I'll give you the data you've requested.

The instrument can be used out of any 110 V 60 Cy. line or plug. It is useable in the home and I'd be most pleased to do what I can to further the progress we are making. I can well imagine your part of the work in this adventure, but please rest assured, you'll not regret the confidence you've had in us or me personally. With all my heart I'll do my best to create a feeling of good will and assurity in the Doctors there as well as your fellow partners in this.

Whatever is best for us all to do, while I am there, this is our mission to do. My time will be yours and the Medical Professions and if lectures to them would be helpful then I can do that too. I have the greatest confidence in this instrument, the results I've had so successfully in Dayton, and the good feeling it gave the patients not discounting the Doctors themselves.

There are many things I can tell you when I get there pertaining the meeting I had with the rest of the Board last evening, and their confidence in your Company. I'm coming fully prepared to meet any challenge from the Medics with my records from Dayton, results, and letters to this effect.

I'll try to get my things in order, my job, car etc. so that I can leave maybe by Monday Morning or Tuesday the latest. I need to get two tires plus anti-freeze, motor tune-up, brakes checked etc. This being so late in the week it may take until Tuesday before I get to leave, however I want to come as soon as possible, so I'll be most happy to contact you immediately upon my arrival, whenever it is, either day or evening. If too late I'll call you the next day.

Your Brother,

John E. Marsh

Page # 2

5) was no cancer present anywhere in her belly area at all anywhere. I'll enclose some data Dr. Stafford had sent the other day to me Quote :

" John, we are getting some very good results with our cancer cases. Mrs. Bias (the 80 year old, who had Cancer, TB, and heart trouble) the cancer in her upper body area, did die as I had expected she might having heart failure, the autopsy was very interesting and may mean more to us than her living testimonial. The microscopic exam's aren't finished yet, but if it proves as good as the gross examinations, we might have some very attentive ears here. Also, Mrs. Cartwright, the 56 year old, was opened up at the Miami Valley Hospital to do a colostomy. NO GROSS CANCER was found anywhere in her ~~belly~~ belly chest clear, liver and kidneys clear. It looks good, John. "

Unquote :

These reports are coming in from his Clinic there, where there are 3 Physicians working, and the Clinic where I gave treatments under his guidance, he tabulating results, time, well in fact I have all the copies of the daily charts and treatments given, the causes and results there-after.

If permitted by your State or you men, when I bring the Instrument to Salt Lake City, I'll also bring these charts plus much data compiled to show you of our work and pleasant and exciting results.

The Instrument just plugs into a 110 V -60 CY plug outlet, and the power extended by power units within the Instrument. When in Dayton, Ohio I taught a group of R/N's to use the Instrument. I can bring the graphic chart showing the percentages in successful results and time consumed in this limited chart. After my arrival there, we could get the Doctor on the phone and have him tell you personally the results. I could introduce you to him, but if you'd contact him he's been told by me to relay no word to anyone either by mail or phone or personal contact without my consent. This is due to groups who would like to stop this great and true work. Too many quacks are in this business and we don't want our Instrument to be classed in the same breath with them. I heard of the trouble in Salt Lake City in this regard, and its too bad a few has to try to block the way for those who do have the right thing. The results of the treatments are my best word, Sir.

I appreciated hearing from you and hope to see you in person. This is a very necessary work, as far as I'm concerned, and want it to be made possible to treat all of those who cannot be helped through regular Medical Channels.

You may write to me at my home instead of the Lab, since I'd get the letter sooner this way. Any further data I'll gladly give if you so desire.

Sincerely,

John E. Marsh (Sec.)

④

Jan. 24 1958

Deseret Medical Center
1588 South Main Street
Salt Lake City 15, Calif.

ATT: Edward M. Jeppson, M.D.

Dear Sir :

Your letter, dated the 21st received last evening, so will send you an immediate answer to your questions.

The Rife Frequency Instrument was perfected in 1934, but since that time it has been rebuilt, redesigned and equipped with modern electronic parts, making the efficiency remarkable. It is an instrument something like 24 inches long, 12 inches high and 12 inches wide. It is powered to react to Lic. by F.C.C. on 4680 KC. The Instrument is Patented, gives emanations of coordinative resonance, sound, absolutely harmless to flesh, blood, bones, nerves etc. It, when tuned to the proper frequencies, has and will devitalize harmful bacteria, fungi, and virus' to human beings, animals and food and water. The Frequencies are numbered and tuned by a dial from Zero to one hundred in count. The Bands for different power output, depending upon what micro-organism being devitalized, number from 1 to 5 inclusive. There is a tube, in shape similar to an X-ray tube, sending these frequencies to the patient on a carrier wave. No effects, at the time of giving treatments or after are felt by the person being treated. The glands of the body dispose of the dead micro-organisms thru the regular channels for this purpose. The instrument is so designed that no harm, even by accident can come to the patient being treated. The Instrument automatically shuts off, crystal controlled in this manner. It operated on low frequencies. No other instrument in the world is like these, maybe similar in size or pictorially, but we have the only type that does do what we have not only claimed but proven to a Clinic in Ohio, of which you may have heard the story. I hope so. It is a definite true one. However successes have been produced with this instrument in the deletion of any type of Cancer, TB, Arthritis, leprosy, anthrax, venereal diseases, phytrea, colds, flu, in fact all so far treated to date.

Dr. Robert P. Stafford of Dayton Ohio, with whom I treated some 26 cases, all different in type, Cancer, TB, Leprosy, etc. during the month of October last, were highly successful. In fact, two women were dying with Cancer. One lady was 80 and the other 55. Both were opened up of which one was for further surgery, relocating or a colostomy. There

Deseret Medical Center
1588 SOUTH MAIN ST.
SALT LAKE CITY 15, UTAH

EDWARD M. JEPPESON, M. D.

STANFORD E. FOULSON, M. D.

(2)

January 21, 1958

Life Laboratory Inc.
4246 Pepper Drive
San Diego, California

Attention John E. Marsh

Dear Mr. Marsh:

Would you please send me all the information you have regarding the frequency instrument used for electronic therapy, manufactured by Dr. R. R. Rife, with special reference to the treatment of cancer. I would also like to know what equipment would be necessary for trying this instrument in the office.

Thank you very much.

Very truly yours,

Edward M. Jeppson
Edward M. Jeppson, M. D.

EMJ/mb

The Church of Jesus Christ of Latter-day Saints

47 E. SOUTH TEMPLE ST., SALT LAKE CITY 1, UTAH

January 16, 1958

Mr. John E. Marsh, Secretary
Life Lab Inc.
443 Garfield Avenue
El Cajon, California

Dear Brother Marsh:


Although I have not corresponded with you recently, I have kept in touch with the Garffs, especially Major Garff. I am certainly interested in all that you are doing and have wished many times that there was some way in helping you. At the moment I am doing everything I possibly can to locate a medical doctor or doctors that will be willing to work with us in the experiments that you would like to perform here in Utah.

I know of four cancer patients, one of whom is my neighbor, who is actually dying from cancer, the doctors being unable to operate. I am sure that I can raise the necessary money to bring your equipment here for a period of one month.

I hope your instrument is as effective as you claim, and we must work with all haste to have you perform an experiment here in this state.

Will you kindly inform me by return air mail as to whether or not you will be in a position to come to Salt Lake City with your equipment even at an early date if we can make the necessary arrangements.

Sincerely,



LaMar S. Williams

LSW/mn

JOHN F. CRANE
4246 Pepper Dr
San Diego, Ca
92105

from the private archive of Jimmie Holman & Paul Dorneanu

P.S.

I'll write again soon
No one has contacted me as yet
I'll talk to no one except you from
now on until Peterson dies
is cleared up. 1-7-5

Dear John -

Glad to hear from you - Sorry that your company
got mixed up with such an apparent scoundrel as
Mr Peterson. - It is wise that you warned me of
this situation. I have told the girl at the office
to just state that "Dr Stuffed has sent the
Rife machine back to John Marsh for repairs" if
anyone should ask about it at all.

Actually, I have it locked up tight in the upstairs
closet which only you & I know about -

John - we are getting some very good results with our
cancer cases. Mrs Bias did die as I expected she
might - from heart failure - The autopsy was very
interesting & may mean more to us than her living
testimonial. The microscopic exam of tissues is not
finished yet, but if it proves as good as the gross exam
we may have some very attentive ears here.

Also Mrs Cartwright was opened up at Miami Valley Hosp
to do a colostomy. No gross cancer was found
anywhere in her belly - Chest clear, liver kidneys
clear - It does look good - but John you can't rush the thing.
Even for a big wheel like Mr Peterson, ha ha!! - Let's do it right
John - keep away from life. from the private archive of Jimmie Holman & Paul Dorneanu
Peterson for awhile
Sincerely - Bob

Dec. 7 1957

Stokramatic Sales Co.
120 E. Broadway
Salt Lake City 11, Utah

Dear Mr. Garff :

It was with pleasure to hear from you again. Sorry to hear of the unsuccessful attempts in reaching into an A.D. office for help, however you can readily see what problems we've had all along until Dr. Robert F. Stafford decided to try to help you. Since the Medical Association couldn't furnish him a valid reason why he shouldn't help, there they were actually at a disadvantage in these matters in Cancer particularly.

It is too bad Mr. Garff couldn't have seen and heard directly from Dr. Stafford the wonderful results we've had in cancer. This certainly would, as he be a lot of you could obtain in your own office in Salt Lake. If it was, just a trial and error thing in the use of the instrument, that would be a lot different. This is not the case at all. It is your own, I mean, we are all of our length, here also, for the same reasons, later, and we are at the present time preparing information, articles etc. for publishing the instrument here in San Diego. This is done thru the regular necessary channels. However, your patient who is now in the hands, would be as close to Dr. Stafford in files I think, as here, and besides, even though he promised his old or two patients in their clinic in Dayton, Ohio, to let him have some patients until the evaluations were made on the patients I've wanted to let in their clinic and the line had in Dayton, Ohio, for the use of patients. He might not like to relinquish their care in his practice, if you were to contact him or have the patients physician to contact Dr. Robert F. Stafford at 70. Union Ave. Dayton, Ohio, and ask him to let him have some of the patients by asking, however I do wish we were in the position to let him here, and others who are interested, but as Dr. F. is now in the hands of the line, our desire is to get out and we have to finish, but don't let it be so that we know we could not.

We know absolutely nothing about the instrument, or the use of it. Salt Lake. Have no way of knowing of its use, or what it is built. All I personally know, the results of our trial on this given, and they are wonderful.

I am very, much for writing, and trying, and love so, it is a rough road, but I feel God will help us to get it on the "road", and thru the proper channels which that is what we want of course. It has to be right.

Write any time, if I can help, you'll be very happy to do so.

Sincerely yours,
Spencer Marsh
Spencer Marsh, Sec.

the original cancer metastases from the Rife breast & sent it to a histologist for his report. I just sent this, as the histology. The lab. don't know anything about the case so their report will mean almost nothing & possibly no, cancer. It has been 4 months (if there is no cancer found). If Markham's breast can be compared favorable they may believe me from my agreement & we can start another series of treatment. I have reported 16 more in breast cancer, should like to try out - for a few of course. But, so much, bigger in Carthyngton's ideas - Even the Rife's trip have changes on their interpreting program. —

Well, this was an actual note. - I haven't been contacted yet by either of the spiff gentlemen. Tell to you how when I get the pathological report on Bria's tumor. Also I am thinking seriously of having Carthyngton report again to prepare a history & take biopsy samples. —
 Lovingly, Bob Dorneanu

John - ask the wife if any benefits would come from the
Allopecia areata - if so what program
Even better why don't you ask the doctor which would be
benefitted by the prog R - don't bother with the prog. nothing ago's waste
ask the wife to list the complete diagnosis pictures which would be
benefitted by the prog R - don't bother with the prog. nothing ago's waste
ask the wife to list the complete diagnosis pictures which would be
benefitted by the prog R - don't bother with the prog. nothing ago's waste

ROBERT P. STAFFORD, M.D.
THOMAS G. OSWALD, M.D.
702 SALEM AVENUE
DAYTON 6, OHIO

LSA. 27 Mar 57

Dear - ask the wife if any benefits would come from the
Allopecia areata - if so what program
Even better why don't you ask the doctor which would be
benefitted by the prog R - don't bother with the prog. nothing ago's waste
ask the wife to list the complete diagnosis pictures which would be
benefitted by the prog R - don't bother with the prog. nothing ago's waste
ask the wife to list the complete diagnosis pictures which would be
benefitted by the prog R - don't bother with the prog. nothing ago's waste

John - ask the wife if any benefits would come from the
Allopecia areata - if so what program
Even better why don't you ask the doctor which would be
benefitted by the prog R - don't bother with the prog. nothing ago's waste
ask the wife to list the complete diagnosis pictures which would be
benefitted by the prog R - don't bother with the prog. nothing ago's waste
ask the wife to list the complete diagnosis pictures which would be
benefitted by the prog R - don't bother with the prog. nothing ago's waste

Nov. 18 1957

Major P. Garff
C/O Stokholm Electric Co.
Salt Lake City, Utah

Dear Mr. Garff :

It was a pleasure to hear from you, and it will please me very much to have you as much as possible with your work there.

Your letter was somewhat co-incident with one just received from Dr. Robert P. Stafford, who wishes also to co-operate with you by giving you as much of his "known" facts obtained and "seen" exclusively by him in the research work we've had there last month. I've asked some questions which I'd be more than happy to explain a little more details of the Instrument and what it does.

1st. The Instrument is a frequency type, operating on a low frequency band licensed to be used on 410 KC. The vibrations are definitely sound carried on a "carrier" wave, with the result of co-ordinative resonance with that of the virus, bacteria, or fungi being treated. I've been fortunate in finding an exact frequency number on our dial that will and does devitalize the micro-organisms being treated. It is not under any circumstances of a high frequency, but very low, and emits no radio active particles, nor is it at all mg. or dangerous for use. It causes no feeling pain or after use, no sensation at all. It will eliminate the micro-organisms only, not of coating a cell, flesh or bone, blood or nerve centers. The power of the Instrument is 1100 Volt, operating on a 110 Volt 60 C. Circuit.

Your reception from both the Medical Board as well as the I.S.'s is a natural response. It was only I felt again the vibration Dr. Robert P. Stafford is seeing the results first hand, in the hands of a very highly respected doctor of medicine who has operated a Clinic for years. Is a very central figure in the City of Dayton, Ohio. His partners can verify the response also. Dr. B.S. first letter of today he sends a paragraph of his clinical research to date, which will be interesting in telling me how good it is. Dr. Stafford and I are to send an information to you this day, and it is good news. Here is some of it :

Note : "To date, John, I tabulated some of the preliminary statistics. We have given the treatment to date on 17 cases last year. 17 treatments were for 6 and 12 were given on contract to Mrs. Lisa M. Mrs. Garthright, a treatment to Dorothy Johnson, others a month or so ago, 10 treatments have been completed (no charge) to nurses in our office, friends and relatives. I am willing up the first phase of our clinical research as planned, and have 8 more treatments to complete this unit, continuing the continuation of weekly treatments to Mrs. Lisa and Mrs. Garthright, who still remain on #1 and #2 exhibits. After all is said and done, what happens to them will be most influential on our final acceptance or rejection of this form of treatment in Dayton, so far as we are doing well. Mrs. Garthright is better than Garthright of course as we expected, but even so in this evaluation out of 17 patients 7 or 81% have noted less than 50% combined improvement, 5 or 29% have noted more than 50% combined improvement and 10 or 59% have noted at least a 50% improvement in their condition while taking the treatments. We've treated a total of 35 patients of which 8 had nothing too specific wrong with them so I've eliminated them from this evaluation.

Unquote :

I do hope this will help you, and the letter can be seen by the proper authorities, if it will help. Hoping to hear from you and any further help I'll be more than happy from the private archive of Jimmie Holman & Paul Dorneanu. Sincerely,

Mr. John E. Marsh

2

November 14, 1957

3
I talked with Harold Bowman, in charge of the medical association, and he informs me that it would be unethical for any doctor to experiment on a patient, but referred me to Dr. Gebhardt, cancer research for the University of Utah. I put in a telephone call to him to try and interest him in experimenting at the University. I will let you know how I come out.

MPG

STOKERMATIC SALES COMPANY

125 EAST BROADWAY

SALT LAKE CITY 11, UTAH

November 14, 1957

*Distributors of Stokermatic
Super Heaters and Equipment*

Telephone DA 2-5695

Mr. John E. Marsh
443 Garfield Avenue
El Cajon, California

Dear Mr. Marsh:

We received your most interesting letter and have already started some investigation to see what can be done in behalf of you and Life Lab, Inc., here in Salt Lake. I went to the State Capitol and the Board of Health and did not receive a very good reception. They stated there had been other machines here in the area and the medical board had brought law suits against them to the extent that they had practically run them out of town.

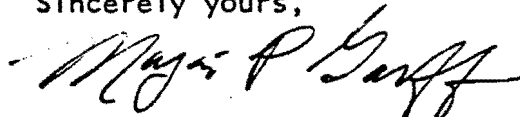
There have been several similar machines in operation for years here in Salt Lake, but, of course, they have built a bad reputation because of their lack of ability to back up their claims.

I have approached two medical doctors and got a very cold shoulder in response to my inquiry; however, this does not mean that we cannot overcome some of these obstacles. I will continue to try and lay the ground work to make it possible for you to come here, although I cannot give you any definite promise. It may take some time to get permission from some doctor to work with you, and also to raise the \$1,000 which you are requesting.

Perhaps you need to give me a little more information on the application of the Frequency Instrument. It is my understanding that the principal upon which it works is the sending out of a frequency wave which creates minute vibrations which deals the death blow to the organism. It is also my understanding that this is a high frequency wave. We have machines in operation here in Salt Lake that operate on the same principal but on a low frequency wave.

I contacted one chiropractor who had one in use but discontinued to use it because of its apparent lack of what it is supposed to do. If you can give me any more detailed information that might help me in laying the ground work, please do so. You should hear from me again in a couple of weeks in this regard.

Sincerely yours,

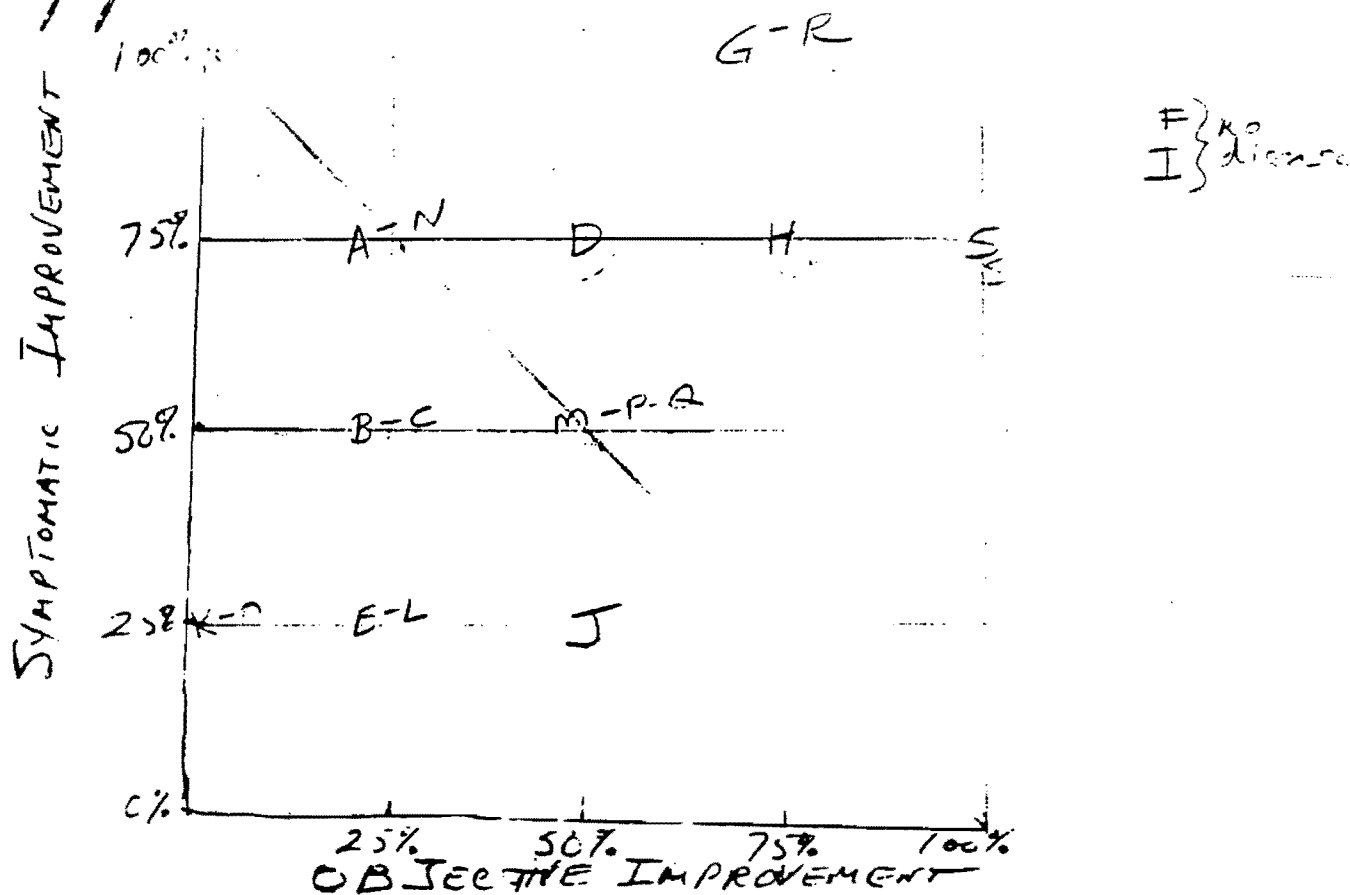


Major P. Garff

MPG:fp

P.S. I found out from the State that anyone attempting to deal in the healing arts in the State of Utah must do so under the supervision of a regular

John - just for a ^{from the private archive of Jimmie Holman & Paul Dorneanu} results thus far
 I went thru my records, alphabetized my patients + assigned
 a code letter to each A thru S - Then, from my notes of
 their comments + from physical facts known + observed by me
 I have tried to evaluate each patients symptomatic improvement
 against ~~this~~ Objective finding of improvement on a ^{rough} percent basis
 + here is a reproduction of the graph which I get - of course
 this is subject to criticism (error on my part) but someone
 has to step up + do this.



As you can see in this evaluation - out of 17 patients - 7 or 41% have
 noted less than 50% combined improvement - 5 or 29% have noted more
 than 50% combined improvement and 10 or 59% have noted at least
 a 50% improvement in their condition while taking the treatment.
 We have treated a total of 26 people but 9 of these had no specific
 illness or complaint, so I did not include them here.
 I should do a more detailed + comprehensive evaluation later.
 Checking with each person to find out the long term effect -

ROBERT P. STAFFORD, M. D.
 THOMAS G. OSWALD, M. D.
 702 SALEM AVENUE
 DAYTON 6, OHIO

These are questions, I must know in order to talk intelligently to my colleagues when the proper time comes. Also John what is the character of the sympathetic vibrations - ~~electro static~~ ^{static} waves ~~is~~ ^{not?} ~~is~~ ^{is} the Radio frequency being converted to sound before being emitted? if so are these sound waves in the range of 3400 - 4680 KC or are they being drastically reduced to waves below 10 meters/sec? - I'm not trying to pry into your secrets & I'm sure if your machine is patented you have nothing to fear from infringement from anyone. I do know, that medical doctors dislike using anything which cannot or will not be explained fully. I do not think you have answered my questions on the physical properties of this machine fully or to the full extent of your knowledge. Perhaps this is an oversight or perhaps these are Trade secrets - if so let me know which.

Tonight I tabulated some preliminary statistics. We have given 82 Treatments in the past 5 weeks. 37 R for cash @ \$5.00 each (of which you have been credited 50% or \$92.50 total to date) We have given 18 treatments on contract (Bia & Cartwright) & 2 treatments (statu a certain - Dr. Th. Johnson). 25 treatments have been complimentary (no charge) to office help & relatives. I am winding up the first phase of our clinical research as planned, and have 3 more treatments scheduled to complete the unit. Excluding the continuance of weekly treatments to Mrs. Bia, Cartwright - who still remain our #1 & 2 exhibits after all is said & done - what happens to them will be most influential in the first acceptance or rejection of this form of treatment in Dayton. So far they are doing well. Mrs. Bia better than

marsh
John Crane Pres.
Life Lab, Inc
4246 Pepper Dr
San Diego, Ca 92105
John:

ROBERT P. STAFFORD, M. D.
THOMAS G. OSWALD, M. D.
702 SALEM AVENUE
DAYTON, OHIO

Tues eve
11/12/57

Received your letter today. It is very kind of Dr Rife to consider favorably a trip to Dayton to talk with us. I shall now be able to discuss the plan with the Executive Committee of the General Practice Section @ its next meeting; may I assume you and Dr Rife, we will give you plenty of advanced notice should we be able to bring Dr Rife here -

I have several questions which I would appreciate your opinion.

1st - Is the Frequency Instrument of any benefit in a case of progressing scleroderma of arm muscles & skin? If so - what settings should be used & how long should treatment be given. - Please ask Dr Rife about this personally. - no guess work, John!

2nd - After receiving your letter of 5 Nov stating some of the facts of the physical properties of the machine, I took the machine over to a Ham Operator who knows his stuff & he checked it out just. He got a signal @ 2400 KC when top dial was turned clear to right. Then we found a signal emitting @ 4680 KC when dial was turned part way to left at about the point where the maximum blue light came off the plate in the Quartz tube. e.g. 4680 KC - OK. 2400 KC

Now John, please check with Dr Rife & Mr Crane. Should I be using 4680 KC, 2400 KC or what, or doesn't the carrier wave frequency really make any difference with actual pulsating vibrations emitted for coordinative purposes?

from the private archive of Jimmie Holman & Paul Dorneanu
You see Sir, due to the fact that we have literally spent our reserves in the perfecting this Instrument to such an extent that we cannot finance the trial periods some cities need to prove it to their Medical Board. In Dayton all of these cases are being evaluated at the present time and to be presented to the Medical Board of Ohio, with visual proof of the patients being present and the Doctors who treated these patients and could do nothing for them, like in these cases of Cancer which we've treated successfully.

We definitely, sir, will need a company to produce these instruments in quantity as soon as these tests are made and accepted in the various States. So you've wondered where you came in. Well, since we have no one yet produce these instruments and yet we need perhaps your help in procuring a Doctor who would work legally with me on getting these case histories which would be the first step in having the Instrument passed by the Medical Board in your State. After these preliminary steps have been taken, then we'd need your help in perhaps manufacturing these instruments or handling the distribution of them for us. It all depends upon your State and its acceptance of this Instrument after the results were presented to them. This is what Ohio is now doing, and I might add, the Doctors now doing the treating are so extremely happy over the results that can hardly wait to get these all tabulated. No system yet has been set in their case as to their income from it. All will be worked out to their satisfaction after the evaluations are made and presented.

We appreciated very much your continued interest, and hope you men can find it within your means to help get this Instrument into the Medical Profession as I've stated I am doing in Ohio. Some pioneering must be done by someone and we have the Instrument to do it with, I'll devote my time for a complete set of case histories to be presented to the Medical Association of Utah, if you can find a M.D. and sufficient funds to get me there and keep me there until these treatments and test cases are made for their records.

John Crane mentioned some \$600 for this trip, however he didn't take into consideration the cost of living there plus the trip fees from here. I'd say it would be nearer to \$1000 for an entire month plus car costs, housing, food, and my expenses here in my home to cover that month. This could be considered portionately a loan in part, which could be easily recovered in future transactions.

I can show you the case histories I've had in ~~DECEMBER~~ Dayton, plus letters substantiating the Doctors word on the results since I've returned here.

Due to the safety of our cases in Dayton I've refrained using the 'I.D.' name until this has been presented to the Medical Board. Any contact with him by you or another might upset the whole program before it is properly presented. However, I've written to them this same date asking his permission to tell you, himself of his successful results, thru your Mr. Lynn Goff in Columbus, Ohio and hoping he will contact me in time for you to contact him before he returns to Utah again.

Please try to understand our reasons set forth in this letter, but we haven't funds to send me there for a month, but can assure you of my success in Ohio just this last month.

Thank you for your letter, and hope to hear from you soon.

Sincerely,

John L. March

RE Nov. 10 1937

Major P. Garff
Stoeromatic Sales Co.
Salt Lake City, Utah

Dear Mr. Garff :

In answer to your letter to John Crane dated Nov. 8th. We were happy in hearing from you again. Many thanks for your reply.

It is with pleasure, Mr. Garff, I write this letter to you in so far that I am handling the Research, Development and Promotion of the Life Frequency Instrument at this time. So in order for you to know more of the fine results I've had in Dayton, your questions are quite in order.

In Dayton, several Physicians who have a Clinic there talked over the results of the use of our Instrument here, with me and then with the legal use permitted there, the one Doctor and I first treated two incurable cases of cancer in two women at one of the Hospitals. I can say this and have written tabulated proof of each treatment given and the results of each by the Doctor himself in a book I have here in my possession. These women were dying and no medication or X-ray could save their lives. However the one patient was in the hospital for more than a year and the other many months before my arrival with the Frequency Instrument. After 3 treatments they were eating regularly and after 6 treatments both were up and around, feeling fine, no drugs nor blood transfusions necessary and one will soon be ready to go home and the other will still have to undergo surgery to relocate her liver colon, since it has been eaten away and her bowel movements being passed thru her frontal area. Otherwise both have been definitely arrested and final good health is their future. Both women were in and out of tremendous pain, but no more has been experienced by either one.

These two cases are two of many who had completely healed or are on the successful results of the use of the Instrument. We've tried all types of diseases and have found all responsive to the Life Instrument.

The we'd need in Salt Lake City is a M.D. who I could work with and he could procure the patients to be treated or diagnosed by him. I fee could be charged for these treatments. We were paid \$350 for each incurable disease person by them. This money was then paid partially to cover my trip there plus cost of living etc. However, sufficient money was paid to me in order for me to get the Instrument there and for locating me in housing and food. This then was repaid from fees received by the Doctor for these treatments given. Thus thru this method I was paid for my month, traveling expenses, and other if any, thru the success of the Instrument which is assured, like in Dayton, Ohio.

Chicago's



ALLAN G. HURST
GENERAL MANAGER

Hotel Knickerbocker

JOHN F. CRANE
4246 Pepper Dr
San Diego, Ca 92105

John - please send me the frequencies
for treatment of pyorrhea & Trenchmouth,
in case I get a good case to work on.

I hope to work out a graphic report
on all our cases thus far showing - if possible -
a graphic evaluation of results. This
will help me evaluate our machine and
I hope it will reduce the "IF" to an
infantesimal point.

Tues. 12 Nov is my next big day with the
machine. I'll have Jim Garrison, Louise Stemple,
Lott Johnson, Robert Clifford & Harry Bunn
that day.

Will drop you a line from
time to time & also will
send graphs of R as soon as
available -

Sincerely -
Bob

PLEASE ADDRESS MAIL CHICAGO 11, ILL.

Chicago's



ALLAN G. HURST
GENERAL MANAGER

Hotel Knickerbocker

You might like a brief financial report.
As you know, I forwarded your check for
\$30⁰⁰ covering your share thru 10/26/57.
Since then I have given a grand total of
24 treatments. Twelve of these for cash
which makes your share \$30⁰⁰ - This will
be credited against your loan as per our
agreement. Four of the remaining treatments
were given to Mrs Bras & Cartwright.
The remaining 8 treatments I gave to Skipper
Dot & Mother - Carol Wilkinson & Vange Jordan.

Carol's face was clearing when I left.
Although Dot wasn't ill and didn't realize
why thing was wrong with her, she admits
freely that she has felt better since Rx
and has more pep - especially in the morning.
Skipper continue to act like a pup. However,
I haven't seen any further change in his
catarrac lately.

PLEASE ADDRESS MAIL CHICAGO 11, ILL.

Chicago's



ALLAN G. HURST
GENERAL MANAGER

Hotel Knickerbocker

Dear John -

Midnite -
Just back from trip around the
world in 80 days -
Thurs eve 10/9/57

Dot & I are spending a very nice week here in Chicago. I am attending a medical meeting - very intensive lecture course from 9:00 AM to 5:15 PM daily without a break - They really put out the word up here. Interestingly enough, John, as I apply many of the facts & borderline research as they give it against Mr. Rife's theories they don't conflict as much as you might think at first glance. I am very enthusiastic about Mr. Rife's theories - I believe his thinking & proposition regarding infections & their mutations from active invasive virus forms to the morphologically recognizable forms which they take in the body under various influences of food etc may explain the intricate maze which we are dealing with - Is he willing to come to Rayton in January John - please let me know as soon as possible.

STOKERMATIC SALES COMPANY

125 EAST BROADWAY

SALT LAKE CITY 11, UTAH

November 8, 1957

*Distributors of Stokermatic
Super Heaters and Equipment*

Telephone DA 2-5695

Mr. John F. Crane, President
Life Lab Inc.
4246 Pepper Drive
San Diego, California

Dear Mr. Crane:

I received your letter concerning the sending of John Marsh to Salt Lake to demonstrate the Frequency Instrument. We have always been interested in this Frequency machine from the instant that we heard about it, and we still hold the same interest that we have always had.

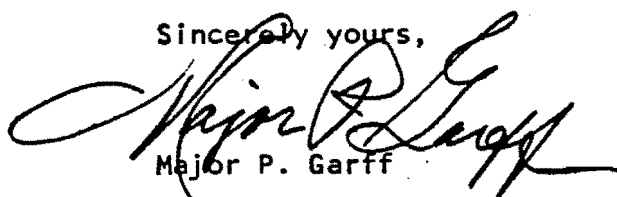
Your letter was a little surprising to us in that there certainly would have to be some ground work done by someone here who wanted to demonstrate it; or maybe you already have made some arrangements with the hospitals or doctors that we do not know about.

We need some additional information as to just how we would fit into the picture. \$600 is quite a bit for just a demonstration; or did you have in mind that after the demonstration we would keep the machine? Or just what was your idea as to how we would come out on the \$600?

We were extremely interested a year ago as we had an aunt and a friend who were both dying of cancer, but it is too late for them now; they have passed away. If your machine is perfected to the point that it can be readily manufactured and distributed, naturally we are most interested in the demonstration and in the distributorship of this item, provided we can get around the legal barriers of selling such an item.

Please give us a little more detailed information as to what your ideas are on the demonstration; or any other details as far as how the demonstration in Dayton, Ohio was carried out. Our president, Mr. Lynn Garff, is in the East, in Columbus, Ohio, at the present time, and will not be back for at least two weeks. We will try to contact him and see what his thinking in the matter is. If you would care to let us know where this demonstration was carried on in Dayton, Ohio, it may be possible for him to call on these people and get some first hand information from them while he is in Ohio. In the meantime, we would appreciate more detailed information from you.

Sincerely yours,



Major P. Garff

MPG:fp

November 6, 1957

Major P. Garff, Vice Pres.
Stokermatic Sales Company
125 East Broadway
Salt Lake City, Utah


Dear Major Garff:

We are in a position to send John Marsh to Salt Lake City to bring a Frequency Instrument and demonstrate and operate same for you or your group for a period of one month. For this service we would need \$600.00 to cover his expenses and consulting fees.

John Marsh has just returned from Dayton, Ohio where he completed a highly successful demonstration with the frequency instrument and cured several hopeless cases as well as other cases of cancer, tuberculosis, sinus trouble, fungi, etc. working in a hospital with AMA M.D.'s. These results are now being tabulated there and will be presented to a medical board together with all evidence of the individuals involved.

We only have one Frequency Instrument available now and if you care to make an effort at this time John has agreed to head in your direction. Please let us know by return mail (air) or wire us direct.

Sincerely yours,



John F. Crane
President

(11-2-57)

John: This is just a brief note in a hurry. I will forward more complete data later. Al & I are going to Chicago this coming week to a medical convention, so S.T. Therapy will be postponed until our return.

John Please forward to me as soon as possible the complete data & tracings if available on the emanations of the Rife machine. We will have to have the complete information before we can discuss the machine with other doctors & also it would help very materially in the event we would get into any malpractice.

Have you found out whether Dr Rife would be willing to meet with us the latter part of January. As soon as you know about this, let me know so I can approach the Executive Committee of the general Practice Section on the subject.

Sincerely Yours.

Bob Stafford

BOB STAFFORD,
M.D.

Write to me @ 22 Washburn Place

LIFE LAB INC. -- San Diego California

TELEPHONE
AT 1-5913

4246 PEPPER DRIVE

SAN DIEGO 5, CALIFORNIA

November 2, 1957

Robert P. Stafford, M.D.
702 Salem Avenue
Dayton 6, Ohio

Dear Dr. Stafford:

We are forwarding some copies of letters, etc. of some of the past history of Rife's work which may be of interest to you. I would have sent these to John Marsh but he may be on his way to San Diego when this material reaches Dayton. This data was selected from several hundred letters in our files.

From John Marsh's letters, the results have been encouraging and I wonder if you would write me a little summary of the results obtained thus far for our records.


Would you please advise us if Time or Life may be contacted at this time for news release on some of the tests which Marsh has demonstrated as we have established good connections there. We would prefer that their representatives contacted you for any publication that might be forthcoming rather than release any news from here.

Dr. Rife and I wish to thank you for the courtesy extended to John Marsh at Dayton.


Sincerely yours,




John F. Crane
President



RIFE LIGHT MICROSCOPE
17,000 X



FREQUENCY INSTRUMENT
ELECTRONIC THERAPY



SEA WATER CONVERTER
(WORKING MODEL)

ROBERT P. STAFFORD, M. D.
THOMAS G. OSWALD, M. D.
702 SALEM AVENUE
DAYTON 6, OHIO

One last thing before I ramble to a close - Mr Crane
mentioned releasing to Time & Life magazine. I am
strongly opposed to this ^{as yet}. There is no better way to kill
the entire research program here in Dayton than to have
any newspaper or magazine publicity - Doctors just
don't like it - & we tend to feel it is a little bit unethical
so delay anything of this type for many months yet - once
we are accepted & have some indisputable work under
our belts then the publicity would be tolerable - but
not till then.

Sincerely -

Rob Stafford -
M.D.

11-2-57

2

JOHN CRANE
& JOHN MARSH
4246 PEPPER DR
SAN DIEGO, CA 92105

from the private archive of Jimmie Holman & Paul Dorneanu
ROBERT P. STAFFORD, M. D.
THOMAS G. OSWALD, M. D.
GEORGE W. MARKUS, M. D.
708 SALEM AVENUE
DAYTON 6, OHIO

2 Nov. 57

Dear John -

Enclosed is a check covering your share of the fees
for Rife Therapy which I shall refer to as Subsonic Therapy
for this point on.

Rife S.T.
(Frequency Instrument)

Reports from our patients continues to be encouraging.
Our principal witnesses, Mrs. Biss & Cartwright continue
to improve altho Mrs. Cartwright has had some more
bleeding (not as severe as before S.T.)

Tom Oswald's Dx of his Chest pathology has been confirmed
by cold agglutinin test which was positive 1:640.
This makes us feel that we were dealing with a
primary atypical pneumonia which Tom & I both feel
resolved (on X-rays) much faster than normal; Therefore
assuming S.T. influenced resolution markedly.

Mr. Biss feels much better & has less discomfort in
lower abdomen. Mr. Clifford, feels much better & is certain
that S.T. has helped (also his wife & her friends note big
improvements).

11-2-57

1

Oct.31 1957

JOHN CRANE, PRES. LIFE LAB INC
4246 PEPPER DR., SAN DIEGO, CA 92105
Dear Johnnie :

Just received your letter of the 29th also the Case History Sheets and I sure appreciate your cooperation with me on this.

You are absolutely right Johnnie, I've got the ball rolling now and I'm sure Dr. Stafford is tremendously elated in our cases to date and the favorable results obtained. I'll say this, everything I've told them has been proven to the letter. No over emphasis, or statements.

At all times, Johnnie, I'd advise any information to them here be handled thru me. The reasons I'll explain when I return. They have a great deal of faith in me now, more than ever before, and the reasons are obvious. I'd not like anything to mess this up since I've laid a fairly firm foundation, and since I know you and Dr. Rife better than they, it is possible they might not understand your meanings etc. So, at least until this is pretty well on the way, please let me handle the Eastern SeaBoard. O.K. ? I've burnt a whale of a lot of midnight oil and many nights Dr. Stafford and I had been chewing the rag up to 1:30 AM, and this has been many nights too. I feel it was all necessary for the cause.

I'll be back there in about 10 days so will call you immediately after I get unpacked and rested a little. I know you'll be very very interested in hearing the things that happened here. First of all, Johnnie, I'd like to talk you and Dr. Rife together, and I'd advise a tape be made on my findings at the same time. You'll appreciate what I say and I think for history sake you should have it recorded. It may come in handy as something for use later with other organizations who will want to know any past experiences we've had with it elsewhere. Don't you think?

I've been successful in helping to train several nurses (R/N's) to help Dr. Stafford as well as Dr. Oswald in their treatments being given to finish up these patients we've started on. Then they will evaluate, tabulate, record, and set up a package unit to be shown at a special Board meeting here with the patients present to vouch for the results, plus their Doctors who've treated them without success, plus the husbands or loved ones who knew of their case and the downward trend of their health. Yes John, I'm pretty sure they are rather elated over the results. Incidentally Dr. Staffords Dog is no longer blind with Cataracts on both eyes nor has he arthritis of the hind quarters as before. The dog was 11 years old and now acts like a pup. In its blindness it ran into chairs, etc. but now can see.

I've used a little different system John in giving these treatments which I believe has been some of the successes I've had with it here. I'll tell you of the slight changes in the system.

I've turned the operation over to Dr. Stafford and Oswald now in preparation to return to S.D. I have some more meetings yet with the Nurse Staff to prepare the way for my departure on a temporary basis. All patients as of this writing have been completely cured or in the process. I think personally I've handled this complete trip in a very mature and intelligent manner. Dr. Stafford took hold of my lapels on my coat and said, " Johnnie, you've done a wonderful job on this set of treatments given, and I can truly say you are the worlds greatest salesman." I was as skeptical as the best, but your proof has overshadowed it 100%. You go home, and feel you've been a success, and you'll be back."

Johnnie, I'll be seeing you and Dr. Rife and thanks for the compliments.

P.S. Don't write any more all
handy - I'm from the private archive of Jimmie Holman & Paul Dorneanu
Sincerely a Life Labber, John E. Marsh

JOHN MARSH
c/o DR. R. P. STAFFORD M.D.
DAYTON, OHIO

4246 PEPPER DRIVE

SAN DIEGO 5, CALIFORNIA

Oct. 29, 1957

Dear John:

Your letter of the 25th was received and we wish to send our sincere congratulations on your successful results.

The wise move next to facilitate the approval of the instrument is to qualify it with the Dept. of Health, Education, and Welfare, Food and Drug Administration, Washington 25, D.C., M.R. Stephens, Director Bureau of Enforcement. Use file ref. 572-10. (in Wasg'ton) It is most likely that a local branch of this organization has an office in Dayton.


Now here is what you do John: Request a "New drug application form to the federal food and drug act.", and start the ball rolling and ask Dr. Stafford to carry the ball as they will want to have proof concerning the use of the device as well as the make up, output and labeling. The make-up data we will compile and get ready but if you can handle this now John ~~will~~ while everything is in full swing - a qualification with the U.S. Dept of Health, Education and Welfare now will allow us to export the Frequency Instrument into every state in the union. I can't tell you how important this next step is and will depend on you to handle the situation and we will supply any information which they might need and also to back you up. I have already taken steps to qualify the Frequency Instrument with the State of Calif. Food & Drug act boys. This will clear the way for doctors all over the U.S. to use the Instrument.

There is another M.D. who saw some of the tests at the La Jolla clinic and is a famous eye, ear, nose & throat doctor relatively near you and who also knows of the eyes and eye tests which Milbank Johnson ran in L.A; his name is Dr. Joseph D. Heitger, 701 Heyburn building, Louisville, Kentucky and is or will be very cooperative.


We are looking forward to your return and Kettering is the man that I had in mind to set up for future aid. We have a local M.D. here in Chula Vista who has agreed to a Cancer research program with the American Cancer Society starting in April 1 of 1958 if we don't reject same and providing they accept it.

Sincerely yours,


John F. Crane
John F. Crane



RIFE LIGHT MICROSCOPE
17,000 X



FREQUENCY INSTRUMENT
ELECTRONIC THERAPY



SEA WATER CONVERTER
(WORKING MODEL)

JOHN F. CRANE
4246 PEPPER DR
SAN DIEGO, CA. 92105

from the private archive of Jimmie Holman & Paul Dorneanu

RIKE REBARKI

Oct. 25 1957

DAYTON, OHIO

Dear Johnnie :

How are you ole buddy? I'm fine as usual. Thanks lots fot the information you've sent, or as much as you could. Too bad Dr. Lara can't see its unnecessary to use any medical stuff except that necessary to build up the bodies for just healthful reasons and not to aid in the elimination of Cancer or other diseases. This data is very necessary to us here.

Now let me tell you of the latest findings and results. But first let me thank you so very much in visiting Hilda. Bless your ole hearts. Its a rough world isn't it? But I aim to try to make it less rough, believe me. Hilda and the kids are in a tight spot, as I am too, right now, but there will come a time.

The two women at the hospital who had been bedfast for nearly two years are now up and around. The 80 year old is doing fine and will soon be released I think; the 56 year old has yet a rough row to hoe. She's still getting fed strength building fluids, to avoid the passing of roughage due to her opened lower colon, until she has had surgery to repair same. This lady is up around now, not too much yet, but has been up for the past three days. Dr. Stafford feels they are on their way now, plus the many we've had at the office. Dr. Oswald has sent to us an uncle of his who is the owner and Pres. of the Garrison Tool and Die Company. He has a Malig. Tumor of the Brain. Was operated on to no avail. He has convulsions and has been loosing the strength of his entire right side. He will have his 2nd treatment tomorrow. Then I've treated a Mr. Henry Bimm who is owner of a large Insurance Company here, has been one of the corner stones of Dayton and his family settled here in 1814. He is 73, very spry, associated with Fred Rike, of the huge Rike millions, Col. Deeds, Pres. of National Cash Register Company, and Chas. F. Kettering of the Kettering Foundation here. He has Carc. of the Bladder, plus the Prostrate Glands. Can't be cured, they say, but he's asked for our treatments. He has had one so far (yesterday). The fungi of hands and feet case is cured completely, and the two TB cases are coming along fine, also two other prostrate cancer victims.

Now here is the future set-up as I've deemed necessary as well as in coordination with the Doctors here. It is known to them this is a rather fantastic thing in corrective and curative healing in Medicine (so to speak). They realize before they call together the important ones who pass on its general use in medical offices, we've got to have definite proof, witnesses, both in the higher brackets of learning as well as the word of the patients themselves. So in laying a sturdy foundation they have to compile all data, findings, names etc. so that it would be handed to the proper ones at the proper time as one lump or package unit. In order to do this a definite evaluation must be accomplished of all treated cases, time, date, and the results as of those dates established. To get this evaluation it will be necessary to cease treatments temporarily, study the blood, urine, etc. to be able to honestly tell the big shots it has had no detrimental effect on all of these, that it casts no radiation (harmful), nor could be the cause of death thru the proper bands and frequencies used. This evaluation will take an approximate 2 to 3 months of research and compilation. So I've agreed to this since I feel they definitely should within their own minds here, this IS the instrument I've told them it was. So I'll return to San Diego approx. the 1st week in Nov or the 2nd. I'm requested in leaving the Instrument here to finish up the cases in treatments they still need, then the instrument will be used only on incurable diseases until the evaluation and presentation to the Board is made, properly. I'll explain this further in detail when I arrive home. I'll call you upon my arrival for a conferance with you and Dr. Rife. I have many important findings I've taken here myself with a few added items for this disease elimination process. I'll drop my letter writing to you from now on until you see me. The treatments here have been totally successful to this date, Johnnie, and tell Dr. Rife I'm anxious to tell you the full details.

Sincerely your Friend,

Johnnie

Marsh

from the private archive of Jimmie Holman & Paul Dorneanu

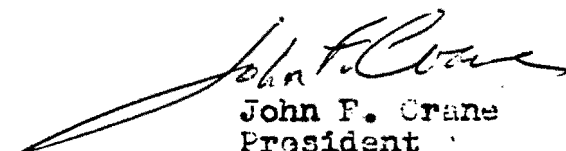
Oct. 21, 1957

of the Special Medical Research Committee of the University of Southern California who sponsored this clinic. Dr. Couche M.D., was also present and Dr. Carl Meyer PhD, Head of the Dept of Bacteriological Research and Parasitology at the Hooper Foundation at San Francisco (a board member). Dr. Milbank Johnson was a strong member of the AMA and a multimillionaire and vice president of the Pacific Mutual Life Insurance Co., and a big medical politician. Dr. Couche was selected by Milbank Johnson to carry on the work. Dr. Couche was never able to interest the profession and has turned senile owing to his failure in this regard. After Dr. Johnson died two months after these successful tests - all of the records disappeared and have never been located to date.

Dr Kopps of the Metabolic Clinic in La Jolla signed all of these 14 reports and knew of all the tests from his personal observation. Dr. Kopps is an M.D. also. When your riding along good, most of these boys are friendly but if anything happens, these boys forget readily. I have never tried to get a reaction from any of them but intend to do so some day.


Your reports sound better and better John and I will stop by and see how Hilda is getting along. If I can help her out a little you can count on me to do so.

With our best regards,



John F. Crane
President

10-21-57


2



RÖNTGEN LIGHT MICROSCOPE
7-1000 X



FREQUENCY INSTRUMENT
ELECTRONIC THERAPY



SEA WATER CONVERTER
(WORKING MODEL)

Oct. 21, 1957

John E. Marsh
Director of Field Service
Life Lab Inc., Dayton, Ohio

Dear John:

Regarding Dr. Lara, at the present time John he is considered a lost cause since we have not been able to control his use of drugs along with the treatments. As you recall at the meeting of the Instrument Society of America, Dr. Lara stated that he had cured 9 cases of cancer in threasmonts time but also with the use of a cobalt drug which he had invented and so we have just charged his operation up to profit and loss.

I do have a photostatic copy of a letter from Dr. Prizer who mentions a TB case. Incidentally, we took a machine over to Phoenix but the instrument never functioned properly and he personally never benefitted from any results. From this experience we found a lot of bugs in the new instrument and had them corrected. We never went back to Phoenix because of the cost involved.


A thought occured to me that you might want one of the tape recording copies that Dr. Couche made as he was an M.D. and a doctor in the U.S. Armed forces for many years. If you wish same please advise me and I will forward same to you.

I am sorry that we have not been able to find the 14 case histories on the hopeless cancer and TB patients that Dr. Rife had pronounced "clinically cured" by a staff of five medical doctors. His file was loaned to Dr. Yale who lost the papers for him. One of the doctors was Alvin G. Foord, former president (national) of the American Society of Pathologists and I believe he is still practicing at the Pasadena General Hospital if you wish to contact him regarding the Rife and Milbank Johnson M.D. clinic of 1934. Other members were Whalen Morrision, Chief Surgeon of the Santa Fe Railway, George C. Docks, M.D. internationally famous, George C. Fischer M.D., Childrens Hospital in New York, Arthur I. Kendall, PhD and former head of Dept of Research & Bacteriology, Northwestern University, Dr. Zite M.D., professor of Pathology at Chicago University, Rufus B von Klein Smidt, president of U.S.C. & Dr. Milbank Johnson M.D., Chairman of the Bogard


From John F. Crane



FIELD LIGHT MICROSCOPE
AT 000 X



FREQUENCY INSTRUMENT
ELECTRONIC THERAPY



SEA WATER CONVERTER
(WORKING MODEL)

has authorized pints of blood be given, and so far, she got two pints of glucose containing vitamins, etc. plus and 4 pints of blood. No more hemoraging, and this morning I was there at 7 AM to give the 4th treatment and she was as bright as a dollar (new one). And she told me she feels so much better and wants to eat at the regular times as she used to do. She's definitely on the upgrade we think. Course she's a very severe case and will need surgery as it is to relocate her lower colon. Now on the other hand, the 80 year old, with the cancer of her throat, neck, chest area, is eating regularly now, looks swell, color has returned to both of their faces again. They sure looked terrible when I got to them. The 56 year old was near her time of death and the 80 year old had about 30 days to go. Now Dr. Stafford thinks they (ll both recover. He really does. So I might add, I'm very happy as to the ones I've treated so far and I'd say all were successful to date. But the MD's are watch only these at the hospital. If we can cure them I feel we'll be pretty well set, I hope.

I've kept a close ~~XXXXXX~~ record of all treatments as to the date, name, age, where given, diagnosis, treatments given and for how long in time, and results as time went on. I'll think these slips you send would be much better. Its more professional.

Tell Dr. Rife, he is being given credit here by me to those who believe in his discoveries and also to you John where I think the credit goes, or should go. However if it wasn't for God being with me on this trip, even tho I lost my job at Ryan and have had only the 200.00 to date which I sent to Hilda to pay the debts that are near \$500 and I'm going to have to have some funds to see this through. I can't leave here now, because it would just undue everything that I've built such a fine foundation on. Hilda and the kids haven't had really the food they should have. She's afraid to spend any of what little we have to do with. I say little because it was less than \$25 and I came here with a total of 20 in my posket. That is the truth. And I won't get the rest till these treatments are finished. You see, in between jobs I couldn't build up a reserve to tide me over on this trip. I do owe for the gas and other small expenses I had. The gas was 118.00 round trip. So if the company has a little cash they could lend me against the future, send it to Hilda so she and the kid don't live on ~~XXXX~~ soup all the time. Its a rough deal on her to say the least. And too, I'd like to, in the future help Mom and Dad on my expenses here. Right now they don't expect any and flatly refused money, course they knew I didn't have it.

Write anytime you can Johnnie, and thanks very much for the kind words. You know I've been with you all the time. Those rumors of the "Why" of starting here, because it wasn't getting started there, thats why. Someone had to do it. This business of letting a device set around, and not being used, was for the birds, I thought. Now we have a chance. If this doesn't do it I'll swear I don't know what would.

Sincerely your Friend,

John E. Marsh
John E. Marsh

10-19-57

2

JOHN F. CRANE, PRES. LIFE LAB Oct. 19 1957
4246 PEPPER DR INC,
SAN DIEGO, CA 92105

Dear Johnnie :

Just received your letter of the 18th and dare say it made excellent time. Gosh I wish all my West Coast mail came this fast. ha

I appreciated very much your explanation of the results of the water tests. How in the heck did you get Chlorinated water? That's a new slant. But without tests you'll never know I guess.

It is O.K. for you to discuss my work and what findings I've had to date if you wish. However John, I'd still go slowly with whom you do say these things as the Medical Society as a whole doesn't know of it, but just of this area, and we don't want any rangling or bickering as to policies etc. We are very successful so far with every case to date and Dr. Stafford wouldn't want it stopped for nothing, if we can help it. We are even going slow here with the verbal output because we want to spill it into their laps as positive proof, and not give them one chance in other surround-states to evaluate it as the work of quacks etc. So maybe it wise to just go slow until we get more case histories. And by the way, I like the Case History slips you sent and I'd like at least 50 or more, because I'll tabulate everyone I've had to date. As of this writing, Johnnie I've had 16 charted cases, of all kinds. The Doctor is laying his foundation very carefully to give not even his older patients a chance to tear it down in anyway. Everyone we've had to date were very willing to take them without fear. Course these are all under the authority of Dr. Stafford and Dr. Oswald. Dr. Oswald had a bad case of Flu. Pneumonia and two treatments cleared it up almost immediately, also his wife and two children. He was one of the skeptics in our outfit here.

The drastic fungi case where the 16 year old was loosing his finger and toe nails has almost completely cured. And last night I treated a very bad case of poison ivy on a woman from her waist down to her feet. This Am she stated she was much better already. Now these are a couple of cases that are hard for the normal physician to treat quickly. These are long drawn out cases. The Fungi case was an incurable one as far as Dr. Stafford was concerned.

Dr. Stafford was wondering if we should charge any more than a regular office call, split with me 50/50 until we had some tabulated cured cases. Trying a new device is somewhat a reluctant thing in some patients cases, and he's wanting genuine proof of our finding. So I let it up to him in this respect. Now this is those outside of the two bad cases in the hospital of which I'll tell you in a minute. I've treated his nurses who had cases from Bronchitis to Fallicle Tonsillitis, and all were cured overnight except the tonsillitis and that took 2 days. And by the way, no one can tell her the instrument didn't do it. She's been sick in the past years at least once a year for 10 days or more in a row, and this was no loss of work at the office and cured in two days. So you see Johnnie, this new deal (to them) must take time, but I'm willing to give it the time it might take. I know this, Dr. Stafford told his head nurse Quote "When Joh brought this thing here I had an IF as big as I was long, but today my if is this big". Showing her his fingers pinched together, tightly. Now, Johnnie, here is the main reason he feels this is what we claim. You remember me telling you about these ^{two} very serious cases at the Hospital. Well, the one, 56, Cancer of the lower region, every time she had a stool she hemoraged so badly they thought she'd bleed to death. So after the first treatment two days later (Fri.) there was just a trace of blood passing, after the second treatment no bleeding at all. However she's been heavily drugged for these past two years to ease the terrific pain she's had constantly, and she's had spells of being out of her mind. But as of this writing, Dr. Stafford

monia. And all to date have become better nearly immediately, however John these Doctors are more interested in the Cancer Victims. This is something they just can't cure. So if you'll get me all of the data on the successes but I'd advise it in Photostatic Copies, even if they are in Spanish, we'll get them decyphered here, pluss the truth about the Medical Authority of Dr. Lara. They want to see how reliable he might be and if his reliability can be traced to Cancer treatments before the use of our Instrument. I can understand their desire for this, it'll just be a whale of a step to better things for us sooner.

We are indeed fortunate to have the interest of Dr. Stafford who is a very big man in his profession here, plus being on the Medical Board here and past Chairman of the Staff Board of the Hospital we are working out of. Quite a few well known Doctors have looked in on the treatments I've been giving and they are astounded at the Nurses reports who have treated these women in my absense, not with my instrument but medication before. They are really astounded and this Hospital is a highly accredited one. And Dr. Stafford is known by every body in Dayton. His family is one of the corner stones of the city, so I'd say we are indeed fortunate. Course Johnnie, I had to be a little bit of a good salesman to get this across to these top-notchers. Right?

I believe, Johnnie, it was the regulator that blew the set in the first place, so I'm refraining using it. I've used it once, but feel it not needed. The set is working perfectly now, no change in power or regulation. The resistor I had put in works much better I think. Anyway no complaint. Tube (the big one) is fine. No gas trouble either.

Tell Dr. Rife I send my deepest sympathy, and hope for better time for he and you too Johnnie.

Say Johnnie who is Knudson you've asked if I contacted. You don't mean Chas. F. Kettering, do you? And remember this, this is no vacation ole buddy. I've been running a pretty full ~~schedule~~ scedual, to say the least. Vacation Um...?

Do you mean that Peterson will be on Contract with Left Lab. only and hold no authority in the Life Lab. Corp.? Is this what I get from your letter? If it is, I believe that much better. By the way, ole buddy, what position if any do I ~~keep~~ hold in your Firm?

The wealthy test case sounds good. And by the way, how is the Cataract case you were treating when I left there?

been
You know something, John, I have ~~XXXXXXXXXXXX~~ battling to get this instrument in use and to date I am not legally connected with Life Lab. at all. Don't you think it wise to kinda get me in it, or don't you want me to be a definite part in it. I don't remember even being asked. How about letting me know where I stand in this outfit. Its kinda stupid for me to work in the dark isn't it? Really John, I'd like to know. I really can't tell anyone I'm working for any one except myself, or is this the way you'd prefer? Please let me know this too.

And try to get me the data on Dr. Lara if you will, they'd like to see it here and the Photocopies of his results. Please.

I'll keep you informed as to the results as I get them, and thanks a lot for writing. You'd better keep these letter as references. You may need them later. O.K.?

Yours Sincerely,

John E. Marsh
John E. Marsh

Page 2
10-17-57

DAYTON, OHIO

JOHN F. CRANE
4246 PEPPER DR
SAN DIEGO, CA. 92105

Oct. 17 1957

Dear John :

Just received your letter of the 14th. Was happy to hear from you but very sorry to hear of the Death of Dr. Rifes Wife. Too bad. It was good to hear of the successes you are having with the lens too. That is encouraging isn't it? How were the outside tests? I hope as favorable as the inside. And at this point, Johnnie, I appreciate very much your kindness in relating to me the apparent successes you are having too. These all help somewhat to boost ones morals to a higher pitch. Thanks again.

Your feelings about my work here is deeply appreciated also. The reason for this letter is to tell you further of the results etc. However I have some questions I'd like answers to which would help expedite this thing here. I mean, expedite the useage of our Instrument. First, the doctors here, Dr. Stafford and his one senior partner Dr. Thomas G. Oswald, would like to know if they could see any tabulated results of the use of this Instrument from Dr. Lara, for instance. Dr. Oswald has tried to find an thing of a legitimate nature about Dr. Lara but has been unsuccessful in every turn. I told him that Dr. Lara has case histories of his findings and favorable results. First John, if we could see some photostatic copies of his records on specific cases of cancer, TB, etc. how they were determined or diagnosed, and some data on the genuinity of Dr. Lara. This would help us much faster here. Could you get me as many photostatic copies of each Cancer or TB. case treated and the results of this treatment, plus some authentic data on Dr. Lara himself to show this was not just done by a so-called doctor. See Johnnie how important this is and how much it will help us here. If you can't do this then a new set of case histories will have to be taken and this is time consuming, as well you know.

Here is the latest report. And by the way Dr. Stafford as well as myself are keeping a complete history on every case, regardless how small it may be, and we are trying everything in diseases to date.

These two ladies at the Hospital are definitely recovering so far. The 56 year old, the most serious, has been authorized blood transfusions starting last night. Here-to-fore, she had hemoraged terribly everytime she stoolled, but this bleeding stopped ever since last Friday. She got her first treatment Wed. nite. this was my first week here. The 80 year old, walked out of her room to meet me yesterday. Both women have been in bed many months not being able to be moved. The 80 year old has been eating regularly. No more interavenous feeding. Very bright. Dr. Stafford holds great hopes for them both. This has awakened a great surge in the minds of the Hospital Staff, since they've all seen the results of my treatments.

I had one bad case of Follicle Tonsillitis. One of the head nurses at the office. Treatment Sunday (last) and has worked from Monday noon on. Feeling fine and requires no more treatments, however I gave her one more for security.

Yesterday I had two very bad incurable TB patients. One weighs but 74 pounds but has been draining in her side. Too soon for results yet. The other is in her chest, caughing up blood. He's 59 years old, the other 51.

The terrible Fungi Case you heard about is progressing perfectly. His feet, loosing toe nails and finger nails, had poison ivy on top of it, has quit draining, drying up, and no more itch. This boy is 16 years old. I gave him his 2nd treatment yesterday. Other cases is this Asian Flu, arthritis, bronchitis, and

DAYTON, OHIO

Oct. 14 1957

JOHN F. CRANE
4246 Pepper Dr
San Diego, Ca 92105

Dear Johnnie :

Thought I'd better send to you some of the results of the treatments I've give with the Doctor up to this aboce date.

first you knew about the two women at the Hospital and the severe Cancers they've both got? Well, the one Dorothy Cartwright 56 years old is the one with her female interior nearly eaten away, into the lower colon etc. Well on Wednesday, the 9th I gave her the Freq.'s # 1, 2, and 3, plus By and Bx, 3 min's each, plus a full turn several times. Same for the other woman Mrs. Bias the 80 year . Then Saturday night I went to the Hospital to give the 2nd treatment. Mrs. Cartwright was very ill with the back-up of toxins, sudden jolt of this first treatment, you know, shock to her system. However her husband was worried about her and wondered if the instrument could hurt her. I assured him it couldn't. However Mrs. Bias was eating thru the throat that hadn't had food thru it for 6 weeks prior to my treatments. Now Mrs. Cartwright did sleep thoroughly thru the nights which she had not 2 years prior to my coming here. So that was heart warming. Mrs. Bias also sleep well. I gave them both their second treatment, Sat. the 12th and both of these treatments were between 9:30 PM to 10:00 (after visiting hours). Yesterday, I gave one of the nurses a treatment for Aente Follicule Tonsillitis. She by the way is the favorite nurse of the Dr. who wouldn't even hear me about this instrument. Now when she shows ~~xixix~~ successful signs he'll note it. You see he treated her and she didn't get over it, so if this does it she'll naturally relay it to him. He is one of the partners there. I treated Dr. Oswald, his wife and his two children and they are very very much better already, he and his wife both said. Lastnight I went to the hospital (Sun. 13) and got the report from Mr. Cartwright and his wife that she has been feeling extremely swell, and he said he hadn't felt this good in years. He is head of a part of the Dayton Daily News Paper here. Mr. Bias is deapartment head of Experimental at Wright Field. They are both big in their fields of work. The results of all of the treatments so far have been very encouraging and I've been spending eveyday with Dr. Stafford, he teaching me about medicing and me teaching him the use of this instrument. I've treated so far 10 patients of his and have an all day session at his office next Wednesday from 10 AM to 10 PM. I've gone on house trips with Dr. Stafford and returning to his home for more knowledge. I've treated his pet dog who has cataract on both eyes. This dog means a great deal to Dr. Stafford and his family. It also has arthritis of the rear quarters and I've treated that too. Haven't had time to see results.

Dr. Stafford asked if any harm can come to any patient if he ever made the mistake by giving, supposing the switch or band two was for the Strep etc. and he'd give it on band 3 instead, or band 1. Could harm be had by the patient because of this mistake and would it do the job of killing the viris or fungi even if this mistake was done? These things I couldn't answer him with honesty but could they cause any harm, Johnnie? Please let me know will you?. -NO HARM John F. Crane

The weather here has been down to 30. Lots of frost, chilly as the dickens but I'm happy that we are getting this tryout here. The Medical Society here is watching with keen interest these particular two Hospital Terminal cases. They are really severe and if they can be helped, maybe not cured or kept alive even, but signs of help thru the use of this instrument, then they'll consider it, Dr. Stafford said. They sure are willing to try anyway. That is really something good as far as I'm concerned.

I'll write you again when definite signs are attained, Johnnie and too I'll keep you well informed about them all.

I went to see Martha Schauers Art Exhibit at Whittenburg College, took Mom and Dad too. Martha sure had a wonderful show. I also saw the Airforce Museum at Patterson Field of all U.S. Airforce advancements, missiles etc. It was indeed interesting..

I'll hush now and get to town. I'm keeping a tabulated record of all cases and these records are in my possession. The Doc. does it while I'm giving the treatment.

Let me know about these bands by accident . O.K. ? Thanks ole buddie.

from the private archive of Jimmie Holman & Paul Dorneanu Sincerely, John
John Maxwell

both of these women today at noon. I first asked Mrs Cartwright how she felt today, she told me she has had no pain except just a triffle in her lower abdomen and the nurses told me she had slept the entire night thru without a Hypo and is feeling fine. The nurses for the first time had a quiet evening in 2 years, and she felt like eating dinner as she had never done since two years ago. The nurses told me she was so happy I gave her the treatments, and Mrs. Bias, had a very restful night, no pain at all, and was... John, eating flakes, milk, and glass of orange juice thru her mouth for the first time in 6 weeks. Honest John, I'll not jump the gun too fast about these two women but I'll say this, I didn't sleep only 5 hours myself as you know we talked till 1:AM. and today I feel great, when I climbed those three flights of stairs at the hospital from the ground floor to the third floor I was NOT winded as I have always been before and I myself had a nasal secretion every morning for the past 10 years and this morning I had not one time had to clear my throat as I have had to do. By the way John, how could I have this to happen to me?" Then I told him he got some of the treatment too and he was extremely excited.

Now that was his conversation to me so far. It looks real good John but I'm not building up my hopes yet until the excitement in these patients were a little off, then see how they respond. The whole Hospital Staff watched this treatment, all the nurses etc. They were excited too about it. Incidentally the Hospital Board of Directors are also watching with keen interest, and Dr. Stafford was past Chairman of the Board, and on the Board of the Medical Society here of Montgomery County, they also are watching. But I'm not one bit worried. I feel this is the chance we've been waiting for, and I'll do my darndest to get it going into the proper channels. So far John, I've gotten a warm reception from everyone and they all seem real interested in it. The only one not interested in the one M.D. with Doc. Stafford, his other partner is interested tho, so we can't very well loose I don't think. The voltage regulator I'm not using because I don't need it. The instrument works swell without it. I think maybe it caused this last trouble. I did use it in the hospital the first night but it made such a racket I just forgot it. I don't know what the buzz is in it. Loud.

Martha Schauer is holding a one woman show this month at the Whittenburg College. She told me she knew I'd be back. She said they can't turn down anything as great as this instrument. Boy I tell you Johnnie she with us 100%

Well I've rattled on and on so better close. Don't have anything else of importance at this time, but will keep you posted. Write when you can and tell me of any developments there, and the dirt too. Better tell Pete something or he'll wonder why I didn't write er something.

Sincerely your friend,

John MARSH

P.S. Tell Joy I send her my best regards and your family too.

Oct. 11 1957

JOHN F. CRANE
4246 PEPPER DR
SAN DIEGO, CA. 92105

Dear John :

Hi buddy. Thought I'd better give you a report as to the progress with this instrument etc.

When I called you, those two tubes wouldn't turn blue but did light up as they do on snap # 1, but when I heated the set for 15 minutes I snapped on switch #2 but the blue didn't go into the tubes. I thought the tubes were bad, so today (I called you last night), I went to a large Electronic Company here and got two more new tubes, costing \$2.15 each plus tax (sales). But when I replaced them into the set and turned it on as before they didn't light either. So I opened the bottom side to see if there was a loose wire or something burnt out, I pulled the cord from the plug, of course first, and even tho the set wasn't plugged into the wall socket, I got a terrific jolt from the wire (the woven cable from the large white tube in the middle of the set) when I reached in to tighten the tubes I had just put in. I couldn't figure how in the heck I could get shocked without it being plugged in, but I found out I'd better take the set to the Copp Radio Laboratory here. So Doc. knew the man who owned the place and I took it down this morning. They found that the resistor the one in the middle of the set on the bottom looking in, its the one that was marked 1500 in pencil, a brown 10 watt with the lead and variable, well that one went bad, got so hot the porcelain melted on it, burning out a wire leading to it. The Lab. technician said the this particular resistor wasn't big enough in wattage but the value was O.K., so he replace it with a 25 watt 2000-0377 and it works swell, same value as the other except will resist more power. After this installation he tried it out and so did I with the big tube and it works swell. However upon checking the other tubes the small 6AQ5 tube was weak and I had that replaced too. The bill cost me 11.39 total for labor and parts.

I was as embarrassed as heck when the doctor had office hours and three people wanted treatments, two for lingering colds, flu, and the other one that had case of Athletes Foot I told you about that he had. In no case could I treat them so will attempt to do so tomorrow night. I will give these two bed cases at the hospital their second treatment. Incidentally let me tell you of the results of each one from the first treatment.

The 56 year old woman has cancer of the female organs. She has had 45 Xray treatments and a few drastic radium treatments. The radium burnt her from her internal front thru to her rectum, making a hole in her lower colon making it possible for her to pass her stool thru her front. Her pains over her entire body has been nearly unbarrable for these last two years, not having had a full nights sleep even with hypo's or drugs for this same period of time, this first treatment I gave her consisted of # 1, 2, and three, plus the By and Ex, 3 minutes each with her husband checking the time on a stop watch and Dr. Stafford tabulating the time frequency and disease each eliminates and exact time given, this I get a copy of always. Her husband was skeptical as heck since these radium nearly killed her. Dr. Stafford didn't use this radium on her, was another Doctor, and he switched to Dr. Stafford instead. He warmed up after the treatment and seemed real pleased I brought the instrument in such fast order. Incidentally I slept 5 hours total enroute. Now back to this lady, after I gave her the treatment, I gave the other lady who is 80 years old, having cancer in both breasts, chest, neck and shoulders. Her neck is so puffed out that she couldn't eat thru her mouth and has but days to live, however I gave her the same treatments and yesterday at 2:30 in the afternoon I met with Dr. Stafford to see what the outcome of the treatments the day before were. First he wouldn't tell me the effects on the women, but told me about two more women and this man to be treated. Then he said, "John I've left the desert till last, I saw

from the private archive of Jimmie Holman & Paul Dorneanu

Oct. 9 1957

JOHN CRANE
4246 Pepper Dr
San Diego, Ca 92105

DAYTON, OHIO
WITH DR. R.P. STAFFORD, M.D.

Dear Johnnie :

Arrived here Wednesday Morning at 9 AM.

Everything went along fine enroute, rain in three states but not bad enough to hold down speed. Miles traveled were 2137.63 enroute. Haven't had time to figure the mileage yet, you know for the heck of it.

First thing I did was to unpack the instrument, tube and regulator took it in Moms house, checked everything over thoroughly before turning it on or plugging it in. The wire you soldered to the knob that brightens the tube, came off. Um some solder job, ha. Anyway I resoldered it where it came off at the large coil. Tightened the small tubes, examined the big tube. Everything was great. I plugged it in, turned on normally, and it checked out perfectly.

I called the Medical Society and left word for Dr. Bob Stafford to call me, which he has done, and tonight the first treatment will be given at 9:15 PM. (After Visiting hours). He was tickled to hear I was there already, or here I mean. He said I must have flown. I told him I practically did. He's going into a meeting of the Medical Board tonight before I see him at 9:15. He said he, being on the board, want to relate what and how these treatments are to be conducted. They are agreeable to the use of the Instrument both at his office and the Hospital. I yet don't know the extent of this ladies disease, but Johnnie, I'll handle it with much concern believe me.

I'll write later when I see what its all about.

But thought you'd like to know the results to date. I'll write later.

Sincerely your Friend,

John MARSH

ROBERT P. STAFFORD, M. D.
THOMAS G. OSWALD, M. D.
GEORGE W. MARKUS, M. D.
702 SALEM AVENUE
DAYTON 6, OHIO

2 October 1957

Mr. L. S. Peterson,
Executive Vice President
Life Lab, Inc.
San Diego, California


Dear Mr. Peterson;

It was a real pleasure to talk to you on Monday and to discuss the Frequency Instrument again with you and John Marsh. As John may have told you, I am quite interested in the potentialities of your machine in the treatment of cancer.

The proposition which you set forth in your letter, dated September 30, 1957, is satisfactory with my two cancer patients, Mrs. Bias and Mrs. Cartwright. Both their husbands have agreed to assume the financial responsibility as you have outlined. Each patient will pay \$100.00 to Mr. Marsh upon his arrival in Dayton with the Frequency Instrument. They then agree to pay the balance of \$150.00 each to Mr. Marsh upon the completion of the treatments with the Frequency machine. We trust that the method of payment of the \$500.00 as set forth above will be satisfactory with you, and hope that John will be able to set out for Dayton promptly. Please ask John to call me through the Medical Society Telephone Service, AD 3185, immediately upon his arrival and I will drop everything in order to meet him and get started on our therapy.

Would you forward to me by airmail John's starting time and approximate date of arrival. Looking forward to a great experience in medicine, I remain

Sincerely yours,



Robert P. Stafford, M.D.
RPS/hy

3 OF SERVICE

A fast message
its deferred char-
acter is indicated by the
proper symbol.

WESTERN UNION

TELEGRAM

W. P. MARSHALL, PRESIDENT

SYMBOLS

DL=Day Letter

NL=Night Letter

LT=International
Letter Telegram

The filing time shown in the date line on domestic telegrams is STANDARD TIME at point of origin. Time of receipt is STANDARD TIME at point of destination

LA002

DUPLICATE OF TELEGRAM TELEPHONED

L SNA024 DL PD=TAOS NMEX 8 928AMM=

DR R R RIFE= 3676 Zola

POINT LOMA SAN DIEGO CALIF=

*aca 3-6934 wife
ac 952a dli
ad*

WILL SEND YOU ASSAYS OF ORE IN THIS PART OF COUNTRY.

HAVE THE BEST PROPERTY MOST VALUABLE URANIUM GOLD
SILVER PLANTINUM PEARLITE COPPER ETC HAVE WORKED

TOGETHER DURING THE WAR ON PROJECTS CONCERNING OUR

SECURITY IF YOU NEED ASSISTANCE OF MY SERVICE AM

READY AND WILLING. WOULD LIKE TO HAVE MICROSCOPE THAT

WE SENT TO ENGLAND BEFORE THE WAR PLEASE NOTIFY HOW

MUCH WOULD COST ME. AND WHAT HAPPENED TO LABORATORY

CLASS

This is
unless

PRICE

char-
the

WESTERN UNION

TELEGRAM

W. P. MARSHALL, PRESIDENT

SYMBOLS

DL=Day Letter

NL=Night Letter

LT=International
Letter Telegram

The filing time shown in the date line on domestic telegrams is STANDARD TIME at point of origin. Time of receipt is STANDARD TIME at point of destination

WE TALKED ABOUT THE OTHER EVENING. UNDERSTAND

THAT MR BRIDGES OF TEMPTON MOTOR BEARING COMPANY

HAS GIVEN YOU LAB AS SCIENCE AND HUMANITY. YOUR

WONDERFUL DOCTOR AND WILL BACK YOU 100 PERCENT.

GOD BLESS YOU LET ME KNOW WHAT YOU NEED IM AT YOUR SIDE=

RUFUS JOHNSON=

-YOU LAB AS SCIENCE AND HUMANITY.

6 November 1956

Dr. L.P.Gebhardt, M.D.
Univeristy of Utah
College of Medicina.

Salt Lake City Utah.

My dear Dr. Gebhardt;

Thank you for your letter of November 1st.

I am enclosing herewith some pertinent information which should enlighten you further on the Rife Microscope.

I believe you will find the references listed to be of unusual value.

If you are interested in procuring a microscope for your laboratory, it may interest you to know that it will require approximately one year before delivery can be made. All of these microscopes are constructed by Dr. Rife in person & require the utmost in precision.

It is quite possible you may desire a special feature for your convenience, in which case I am sure Dr. Rife will be able to provide it.

Very truly yours

Grover M. Dickman
Business manager

6 November 1956

Mr. John L. Margetts,
General manager,
The Stokermatic Company,
1610 Industrial Road,
Salt Lake City Utah.

My dear Mr. Margetts;

Thank you for your kind letter of October 30th.

We have been trying to formulate some kind of deal whereby you might have the opportunity you wish. At present our production is not at its highest and we find it difficult to provide equipments for those desiring them. However, we expect to have all of our modifications and improvements in order to make haste in production in the very near future.

I believe any business we might have with your organization will be pleasant and profitable. Therefore, I will do my utmost to provide you with an instrument very soon. In the meantime, you may rest assured that our continued research will divulge remedies for additional diseases.

I am enclosing a sample copy of the lease contract we exact from the operators here. We use this method to discourage tampering with the apparatus by other than our own representatives.

We have made negotiations with Dr. Szekely MD, PhD, who operates Rancho La Puerta, in Tecote Lower California. We visited his establishment yesterday and found him to have a very proficient staff of physicians and pathologists, as well as clients afflicted with a multi variety of ailments. He will give our instrument a fair test with all of these diseases, submit a progress report on each case, and if the instrument will do only part of the things claimed of it, he will institute it in his clinic as most vital of all remedies.

This however, will take about sixty days, during which time I hope I have you provided with at least one instrument for demonstration and edification.

Believe me when I say, I am most anxious to satisfy you and your good people.

Very truly yours

Grover M. Dickman
Business manager.

UNIVERSITY OF UTAH
COLLEGE OF MEDICINE
SALT LAKE CITY

DEPARTMENT OF BACTERIOLOGY
100 MEDICAL BUILDING

November 1, 1956

Life Lab
4246 Pepper Drive
San Diego 5, California

Gentlemen:

I would be interested in more detailed data than is available in your little brochure advertising a 17,000 X optical microscope and your frequency instrument. Also I would appreciate reprints on the research alluded to in connection with the destruction of viruses, bacteria and fungi. If no reprints are available on research, would you send me the volume, page and year and the Journal citation where they have been published so that I may be able to read the results of this original research.

Sincerely yours,


L. P. Gebhardt, M.D.
Chairman

LPG:an

-2-

Life Lab., Inc.

October 30, 1956

only gave the people some temporary relief, they would certainly be a god sent. It seems to me that people with means would be willing to purchase a machine out right, if they could be safely put in the hands of the public for their operation.

As we discussed in San Diego there was a possibility that every home in America could own such a machine, but you can be sure as we discussed that the medical profession is going to offer a considerable amount of resistance until such a machine was 20 or 30 years old and had proved that it would do no other damage.

We will talk over the situation with the other people here involved and we would still be interested on some basis in testing a machine in some way. Then if it proved to do as you say, we may be the means of promoting it in this area to the medical profession or to the public, if this can be done.

Our laws in Utah are not near as strict as they are in California and something might be done.

Please let us hear from you how you would suggest we go about this further.

Yours very truly,

THE STOKERMATIC COMPANY

John L. Margetts
John L. Margetts
General Manager

JLM:kp

P. S. We have approx 69 Employees & we could try this on just minor things or solids to see what results could be made on abrasion. We would want to be assured that no harmful results would be encountered however. I would think these machines could be sold to plant organizations for just such purposes & are interested in being given a go on such a project if something could be worked out. If the thing worked out we could see what could be done to sell it.

from the private archive of Jimmie Holman & Paul Dorneanu

THE STOKERMATIC COMPANY

OFFICE AND FACTORY 1610 INDUSTRIAL ROAD



PHONE HUNTER 4-8541

SALT LAKE CITY 4
U T A H

October 30, 1956

Life Lab., Inc.
4246 Pepper Drive
San Diego 5, California

Attention: Mr. Grover M. Dickman

Dear Mr. Dickman:

Since we were at your laboratory in San Diego last summer, we have talked with many people regarding the instrument that you have. One of our employees in fact is on his way down there with a little boy which has contracted this Muscular Dystrophy with the hopes that one of these machines could do something for him inasmuch as the doctors have given up hope that there is anything that can be done along this line.

As explained to Mr. John Crane and Mr. Marsh, when we were in San Diego, we are engineers and salesman and were looking into this with the view of the possibility of promoting such an instrument through the area that we now cover. It was our impression that these machines were so harmless that there was a possibility of even selling these direct to the public, and I would think that if no harm can be done to human tissue and that a skilled operator does not need to operate this machine, many of these machines could be sold to people with cancer and other terrible diseases. Most people would be very happy to put out any amount for the purchase of such a machine.

We, of course, want to satisfy ourselves that the machine would do at least some of the things that were claimed for it when we were in San Diego, and are anxious to get a machine up here that we could play with ourselves.

We are acquainted with most of the noted physicians and doctors here in the Salt Lake area and could do a terrific job as far as promoting the instrument. I had quite a long talk with Dr. Gibbhardt, who runs the research department of the University of Utah and which organization has been doing a considerable amount on Polo research. He questioned that there was a microscope as powerful as you state you have. I am going to give him one of the pieces of literature that you sent to me and if there is any other detailed information you have on this microscope, Dr. Gibbhardt would like to receive it.

Everyone seems to be very skeptical that these machines will do what you say they will. We have always been of the opinion that persons should be open-minded on this type of thing and we have found in the past that too many times (doctors especially) are ultra-conservative with things of this type. We know many cases of people here who are dying of cancer. The medical profession say they can do nothing for them, and even if one of these machines

27 October 1956

The Stqematic Company,
1610 Industrial Road,
Salt Lake City 4 Utah.

Attention Mr. John L.Margetts,
General manager.

Dear sir;

Corporation papers have been granted as of October 1st.,
and we are swinging into real production.

Our equipment has been modified and greatly improved
with the prospects of even greater improvement.

We anticipate fabricating a portable set which will
enable doctors to treat patients in their own homes.

Since ~~my~~ letter to you of 20 August last, we have installed
an Frequency Instrument in the office of Dr. J.S. MacDonald, DCS
in his office located at 3484 Adams Avenue, San Diego 16, and
last night we installed one in the office of Karl and Francis
Strupp, located at 3285 Ada, s Avenue, San Diego 16, Calif.

Since we received the clearance from the State Health
department, we haven't been able to keep up with the demand for
equipment which we lease out only. This protects us against
improvised improvements or repairs by persons other than our
authorized technicians. We also warrant taking care and servicing
the same.

I believe we should start some negotiations to have
some equipment installed for proving in your area.

We have outlined three methods of licensing and leasing
equipment, i.e.

1. Two hundred dollars down on signing contract and
a lease service charge of fifty dollars per month.
We furnish the repairs and calibration on regular
calls by our technicians and replace faulty parts
unless licensee was responsible through negligence.

D. J. WOODWARD
614 BRADY BUILDING
SAN ANTONIO 5, TEXAS

TELEPHONE
OFFICE CA 7-1952

October Twenty-fifth
I 9 5 6

Dr. & Mrs. Royal R. Rife,
3676 Zola Street,
Point Loma,
San Diego 6, Calif.

Dear Mamie & Doctor;

You have no idea how happy I was to receive your beautiful birthday card. Yes you were correct for it was the morning of 23 Oct. 1896 that I arrived here in San Antonio Texas.

How in the world you folks could remember that I was to have a birthday is quite beyond me; but I will have to admit that it surely does the heart good to know that your loved ones are thinking about you. Please be good enough to send me the dates of your respective birthdays, and I too, will try to reciprocate in the same manner.

Doc I do so wish that you and Mamie would decide to move down to good old Texas. I know for a fact that you both would love the climate as we have a very definite change in the seasons.


Have missed you both a lot more than you will ever know; but you must remember that I was raised in the oil business, and when I am away from the oil fields....why I am lost for all time. So under those circumstances I suppose the thing for me to do is to remain here at San Antonio.

Betsie is now with a number of the old timers at what is now called the Alamo City Horseless Carriage Club. Enclose please find one of their recent brochures. These boys have a lot of fun with all of their old dusters ect.

As if and when you have a few spare minutes on hand, be sure to drop me a line for I am anxious to hear from you both.

Again thanking you for the very fine gesture, and with a heart full of love to you both, I am,

Your Pal,



Maj. D. J. Woodward USMC-Ret'd.

4707 Jewel Street
San Diego 9, California
August 20, 1956

Dr. Royal R. Rife
3676 Eola
San Diego, California

Dear Dr. Rife:

A few days ago Mr. John Crane gave me the very good news that you had consented to appear as guest speaker at our November 8, 1956 meeting. The San Diego Section of the Instrument Society of America is grateful indeed for your kind acceptance of our invitation to speak to our members and guests, and we are looking forward with a great deal of interest to your presentation.

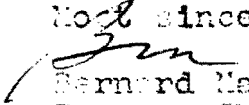
It is my understanding that your talk will deal with the subject of optics in industry and with one of your own inventions, the Universal Microscope. It would aid us immeasurably in arranging publicity and in preparing a proper introduction to the Section if you would supply us with the exact title of your talk, as well as a short biographical sketch and, if possible, a photograph suitable for reproduction.

It may be of interest to you in preparing your speech to know that our membership consists of both engineers and technicians. I am taking the liberty of enclosing several meeting notices to furnish some idea of our past programs. Please inform us of any special equipment, such as blackboard, projector, etc., which you may require as an aid to your presentation, and we shall be happy to cooperate in supplying your needs. We trust you will not hesitate to call upon us for any assistance we may be able to render.

The meeting will be held at 7:45 P.M. in the Terrace Room of the Lafayette Hotel, 2223 El Cajon Boulevard. At 6:00 P.M. we will have a short social period in the Mississippi Room. Dinner will follow at 6:30 P.M. in the Terrace Room, and the San Diego Section of ISA will be honored to have you as our guest at dinner.

We are looking forward with a great deal of pleasure to meeting you, and we earnestly hope you will find the evening spent with us an enjoyable one.

Most sincerely,


Bernard Maddow

President, San Diego Section
Instrument Society of America

5

20 August 1956

The Stokematic Company,
1610 Industrial Road,
Salt Lake City 4 Utah.

Attention Mr. John L.Margetts,
General manager.

Dear sir;

Yours of July 16th received and contents have
been carefully noted.

Your assumption regarding the attitude of the A
American Medical Association toward our equipment is
indeed correct.

We have therefor installed equipment in the
office of Dr.A.Torres Lara,M.D.,the most eminent cancer
specialist in all Mexico,located at Altamiro # 370,
Colania Morelos,Tijuana Baja California.

Dr. Lara has been getting very gratifying results
with his most hopeless cases by using our Frequency Instrument.
I am enclosing one of his cards and if you desire you may
write to him and inquire regarding his results.

We are continuing with our research and have added
more virus and bacteria to our list of frequencies.

Thank you kindly for your interest and prompt
reaction. We hope to hear from you regularly.

We have filed papers for a corporation which will be
known as "LIFE LAB INC." Incidentally,we have had an equipment
in England for some time which is undergoing extreme tests.

Very truly your

Grover M.Dickman
Business manager
By direction John F.Crane.

3029 F Street
San Diego 2 California

24 July 1956

"LIFE LAB, INC."
(Formerly Allied Industries)

4246 Pepper Drive,
San Diego 5 California.

Gentlemen;

I suffered from a tuberculosis affliction called
Butterfly Lupis which disfigured my face until I received
treatment by Dr. Tully with the Frequency Instrument.

The butterfly lupis disappeared and there has been
no trace or ill effects since. I can heartily recommend the
efficiency of the equipment.

Very truly yours

Mrs. Rena M. Christopher
Mrs Rena Christopher

Witness (ss)

John F. Crane *JULY 24, 1956*
John F. Crane, notary public in and
for the County of San Diego Calif.

My commission expires FEBRUARY 26, 1958

STATE OF CALIFORNIA

COUNTY OF SAN DIEGO

PATIENT

(TREATED FOR 1 YEAR)

-2-

Pathologist at the L.D.S. Hospital. He is working with me in the M.I.A. of the L.D.S. Church and I am sure that he is the type of person who would be very open-minded in looking into something like this.

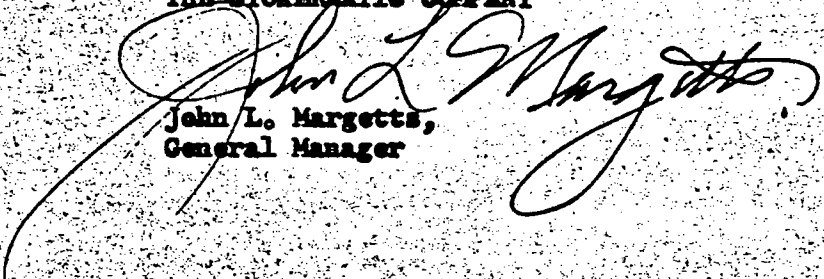
We are of the opinion that there would be a way to get around the Medical Profession, if there was anything to this machine and it may be entirely possible that we could interest some of the Medical Profession in the machine. There is one doctor in Salt Lake City (a physician and surgeon who is using an Abrams Electronic Machine) and all of the doctors in this area have branded him as a quack; however, he has enough political influence that the Utah Medical Association has not been able to get him out of their group.

If you think that we could do some good with this machine in this respect, please advise, and we certainly will be willing to spend enough time to do some checking. If we find the machine has some merit you can be assured that we will do everything in our power to see that this is made commercially available - with some arrangement with your organization.

We would appreciate hearing from you further.

Yours very truly,

THE STOKERMATIC COMPANY


John L. Margetts,
General Manager

JLM/cs

THE STOKERMATIC COMPANY

OFFICE AND FACTORY 1610 INDUSTRIAL ROAD



PHONE HUNTER 4-2341

SALT LAKE CITY 4

U T A H

July 16, 1956

VIA AIR MAIL

Mr. John Crane
4246 Pepper Drive
San Diego 5, California

Dear Mr. Crane:

It was a pleasure to visit your laboratory and view the equipment that you have there.

We have had many discussions regarding this equipment and some of these conversations have been with noted medical physicians, which we are acquainted with. The physicians, practically before we even told them anything about the machine, branded it as the work of a quack. Apparently the Medical Profession is not even interested enough to look at the machine. We suppose that you have already had this same difficulty. Because of their attitude without even looking, or giving the machine an investigation, it makes us that much more determined in looking into the machine and seeing if it does have some value.

Several years ago we were the agents, in the Western States, for a machine which cured colds. While this was not a machine approved by the American Medical Association, the American Medical Association had been doing some testing, etc., in the Illinois testing laboratories. This machine worked out very well as long as the humidity was kept up pretty well, but in our inter-mountain area (where the humidity is low) the machine did not operate as it should and we found ourselves caught with approximately 100 of these machines - which we still have in stock and which we feel that we cannot recommend to people to do the job they were intended for.

We have been wondering if your machine could not be approached on this angle, and thereby pass the Medical Association until some of the other things that it will do might be explored. However, no one is going to pay a terrific price for one of these machines just to cure colds, and that is the thing that stops us somewhat. If there was some way that you could bring one of these machines to Salt Lake, or have it shipped to us so that we might do some checking on several test cases on our own, we would be willing to spend the time to do so.

We are very well acquainted with some of the best cancer specialists in this area, and if we had a machine here we might be able to induce them to do some checking. I am, also, personally acquainted with the

309 West Ivy

San Diego 1 California

July 10, 1956

Allied Industries,
4246 Pepper Drive,
San Diego 5 California.

Gentlemen;

I was treated for pyorhea by Dr. Tully using the
Electronic Device, referred to as the " Frequency Instrument."

The treatments were administered without pain, sound,
other other disturbing factor. I have been completely cured
of Pyorhea without the loss of my teeth.

I am offering this testimonial without compromise
or under duress.

Signed Mrs. Elizabeth Buncher
Mrs Elizabeth Buncher

Witness;

John F. Crane
John F. Crane, Notary public.

Subscribed and sworn to before me this 17...day of May...1956

My commission expires.....Feb. 26, 1935.....

443 Garfield,
San Diego 19 California.

3 July 1956.

Allied Industries,
4246 Pepper Dr,
San Diego 5 California.

Gentlemen;

Re. Diagnosis and prescription of Dr.J.B.Couche.

I was afflicted with a malignant tumor in my sex organs in Tucson Arizona where I was operated on. The cancer was not cured, but since coming to San Diego, I took five or six treatments with the Frequency Instrument and have been declared free of malignance.

It pleases me greatly to inform you that I am greatful to you for having furnished such an miraculous electronic therapy.

Very truly yours

Mrs John Marsh.

Witness; This 10 day of July 1956

John F. Crane

John F. Crane, notary

My commission expires FEB 26, 1958

COUNTY OF SAN DIEGO
STATE OF CALIFORNIA

5

2 July 1956

Dr. Justin J. Stein, M.D.
Department of Public Health,
State of California.

6080 Commodore Sloat Dr.
Los Angeles 43 California.

My dear Dr. Stein;

I have operated the "Frequency Instrument" since 1921. I have watched it advance in style and performance with the advancement of electronics.

In the many years I used this equipment in my research, I have never suffered an injury or any ill effects whatsoever. I found it reliable in performance and efficient in results. The most recent model is infallible and simple to operate.

Very truly yours

Dr. Royal R. Rife

Royal R. Rife

James
Baker

belonged to the microscope I took back
to San Diego, and have remained in
my Laboratory here during my
absence as they suited the microscope
you had loaned me - and will be
fixed to the one I have brought back.

Therefore, I have said the case &
Mike destroyed are worth less than
one hundred pounds (£100) -

You may be asked to corroborate
this statement & in case you &
Dr. Kipe are questioned, please
tell the above story in support.
With our kindest remembrances to
Mr. Crane & family,

I am -

Yours sincerely -

Richard Tonin.

BY AIR MAIL



Mr. John Crane -
 Allied Industries.
 4246 Pepper Drive
 San Diego 5
 California N. S. A.

6-14-56

14-6-56

The Gables,
 Kingswood Road,
 Shortlands,
 Port of Spain,
 Trinidad.

Dear Mr. Crane

We arrived safely on Tuesday night
 after a splendid trip & are very
 grateful for your many kindnesses
 to us during our stay at San Diego.
 The frequency of immigration passed
 through the Customs at L.R. but the
 Musmeyer case was delayed at
 the docks & is subject to delay
 which I will discuss with the Customs
 next week. The Lencos & kids, however,
 were not seen & are in my possession
 here awaiting the decision of Customs.
 Please remember if you are approached
 by H.M. Corbett or any body else
 that I only bring to the stand
 & take over & that the Lencos & kids



Allied Industries
4246 Pepper drive
San Diego, Calif.

phone:
AT-15913

Dr. Captain Cupp M.D.
Kleerman Army Hospital
Presidio, San Francisco
California

5-19-56

Dear Captain Cupp:

Enclosed find a tape recording with Dr. Couche M.D., Dr. Royal R. Rife and John Crane describing what we believe you wish to know. This tape presents evidence of the work performed by these doctors and does not go into detail of the methods used. Your visit or your representatives visit here could go into the weeks of time required to review the medical research accomplished by Dr. Rife. (if trying to describe same on paper).

The tape enclosed is self explanatory and after you are finished with it, would you please return it as we may be able to use it again.

Thank you for this opportunity of bringing this vital information to your attention.

Very truly yours,

John Marshall
Director of Field Relations

Approved by:
John F. Crane
Owner and manager
ALLIED INDUSTRIES

JM:J



Allied Industries
4246 Pepper drive
San Diego, Calif.

phone:
AT-15913

5-18-56

Mr. LaMar S. Williams
The Church of Jesus Christ of Latter Day Saints
47 E. South Temple St.,
Salt Lake City 1, Utah

Dear Mr. Williams:

Your letter of May 3rd 1956 has been received and your interest is appreciated. We have prepared enlargements, recordings, and other information per your inquiry.

Our Mr. Marsh, Director of Field Relations, has prepared the major part of the reply to you.

I, too, wish to take this time to invite you and your governing committee or representatives to investigate in person our statements and claims.

If the church wished to support this project; 40% of the net profits as a tithe would be in order. If the church wishes to influence a backer, 10% of the net profits as a tithe would be in order.

We are in need of immediate funds to further our research and development in this great discovery. Your assistance is urgently needed and requested.

Yours very sincerely,

John F. Crane
Owner and Manager
Allied Industries

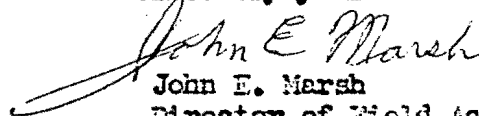
JFC:j

Page 6

If you find anything else that I may send to you in the form of data etc., please feel free to let me know. Your co-operation is drastically needed as you now can see.

In the name of the Church of Jesus Christ of Latter-day Saints, and as a member who knows no other church can excell our church, I am writing these things in the name of Jesus Christ. Amen.

Sincerely your Brother

A handwritten signature in cursive script that reads "John E. Marsh". The signature is written in dark ink and is positioned above the typed name and title.

John E. Marsh

Director of Field Activities

Page 5

And too, the separation of the materials and minerals from it would be gold, lead, magnesium, sodium, platinum, uranium and many others, plus much hydrogen for welding heating etc.

The production of the Rife Universal Microscope and other microscopes which are the only devices of their type in the world, would greatly aid mankind in exploring the unknown, because of their inability to not kill the germs, bacteria, virus, because of the higher power revealed on slides at 5,000 x 50,000 X. These alone are fantastic instruments, much needed by scientific laboratories all over the world.

What we need and what we want is a means of getting these into their proper places. You should rightly know that what I've written and sent to you in the form of literature, tape, pictures, and data, is the truth and not just a fast sales talk, and their need is great, to even use them in our church organizations, farms, orchards, groves, ranches, and hospitals etc. You can well see how important it is to not let this delay go any longer. I know and have faith in our church and truly believe it the only true church on earth as so designated by Jesus Christ and Joseph Smith. We, as a church have pioneered many things definitely foreign to other denominations., and it seems it was our duty to do this or Joseph Smith and others wouldn't have suffered as they had, nor Jesus Christ.

I'll admit, I am a convert and feel for the first time in my life I am shooting at a goal far surpassing anything I have ever shot at here-to-fore. To the best of my knowledge, I don't believe any of these other members of our organization and great men are they, are members of our church in actuality, but are in their hearts I do believe. They think as strongly as I do about all of this, and want mankind to have it as I do, and not for any other reason.

Bro. Williams, it would astound you sir, to see these findings in person and to meet the men responsible for them all. It is by far the most extraordinary thing you will ever have the pleasure to see or hear. Your help is badly to explain these things to your superiors and to help get them to help us to help our brothers and sisters. This is what would strengthen our cause a great deal.

of you to hear us out. I personally don't know of any opposition you could encounter in our church in helping to get this instrument in use to mankind. First, maybe the church may feel it is not their responsibility and couldn't do anything about this matter. As a member of the Church of Jesus Christ of Latter-day Saints, and believing in its very reason of existence, I personally feel it is the obligation to be our Brothers keeper as so stated in the Doctrine and Covenants, and it is the duty of each and every Saint to aid mankind in any way that is necessary to sustain life and happiness on this earth. If I didn't feel so strongly about this, I, nor all the rest of our organization would have spent some 2 million dollars, receiving not one penny for services rendered in these past 30 years, for naught. Through this wonderful instrument and advancement to the world, our church could become the cornerstone of scientific healing that no other church in the world could make this claim.

Another aspect is thought, though our instrument may not get to mankind as we know that it should, it could cure the many cancerous cattle, and farm animals, and plant life of these dreaded diseases. Why can't this instrument be brought to the attention of Bro. Ezra Taft Benson, and maybe the farmers, ranchers, and others could benefit by its healing powers?

I believe it is the duty of the church to explore any means to help mankind whatever they need, as their spirits die with their loved ones, farm animals and others. Think of the millions of dollars lost by our Government, even our own church people. Yes, this dreaded disease effects us all, and we've just got to do something about getting it established upon this earth as a necessary item of life, to eliminate human suffering. To provide preventative treatments as well as preservative maintenance.

Of our instruments which we've perfected, we have one to separate fresh water from sea water and we can give it to mankind for much less than 15 dollars per acre foot, and much more pure than the city water of today. Another instrument we have can preserve food electronically, that no refrigeration is needed.

who have been blinded these many years by sentiment toward their loved ones, and watching them pass away without being able to aid them. I personally, Bro. Williams feel unclean when I feel in my heart these terrible things, yet I can find no indication that they want to find or recognize any cure at all for any of these terrible diseases, of which right in the palm of our hands we have the answer. It's the answer, we feel God and hard work has given us. Yes, He, I know admires intelligence and our church is based a great deal on the use of it, that was why I felt we, as Christians must do something about this, or we are not the Christians we are claiming to be.

We fell down to some degree when we left their ignoring us be final, yet when I got into this picture of our research lab., I had to pull up these great men and try to re-plant a spirit into them. We need a mighty organization, a strong one religiously as well as politically to break this click and monopoly cartel the Medical Organizations have set up.

We feel that if they cannot find a cure for Cancer and the many other diseases then why should they prevent us? One reason is, it will interfere with the many drugs and clinics, X-ray machinery, and too it would perhaps cut a great many doctors out of a fancy income, and I can see where materially and financially, it would disrupt their big beautiful racketeering. However, Bro. Williams, I don't want to sound sour about it all is so far that it would help nothing. It is such a big thing. We feel it may take some legislation to get this on the market. In the mean time millions will die because of the lack of it.

To better grasp the full extent of our research, I'd personally like you and a special committee to visit our laboratory, see these things for yourself, meet Dr. Rife, John Crane, and others associated with us in this great work, which hasn't even begun yet. Enclosed find pictures of some of our instruments, see the reverse side for types etc. It is literally impossible to tell you in words, the things you can see with your eyes. We also invite you to bring anyone of authority on Electronics, science, medicine, bacteria, etc. Your investigation is honestly invited and would make us very happy. Our time is your time and at your disposal. We humbly beg

they ignored our communications completely. We then wrote to the many other organizations combating incurable diseases and they too ignored us completely, the Damon Runton Organization too, completely ignored. We wrote to Senator Knowland, he answered our letter, but the results were shelved. We've contacted the office of The American Medical Association, they ignored us completely. At this point you will note it is illegal to operate in the State of California and use an instrument of this type unless registered with, and excepted by, The American Medical Ass'n. The American Cancer Society was contacted in Los Angeles, but a letter was written to a friend of ours who knew one of the top people in this organization and they wrote stating that we were perhaps quacks in so far that Dr. Rife was not an M.D. Naturally he isn't an M.D. but an Honorable Doctor of Parasitology. They would not even investigate it any further. Yet, in a current publication of the Oakite News Service, they state, Quote :

"Some 600 million dollars a year is being paid out in Insurance to beneficiaries of Cancer victims. About half of this total is disbursed by private companies; half by fraternal and labor organizations and by Government agencies.

Cancer will make a medical indigent out of families in America during 1958 more than any other single disease, and at the same time take 12 billion dollar chunk out of the national economy.

More than 113,000 man-years are lost each year in industry due to cancer disabilities, a loss which represents some \$427,140,000 in earnings and \$55,709,000 in Federal income tax revenues.

These facts highlight a report on the high cost of cancer to the American people as made recently by Charles S. Cameron, Medical and Scientific Director of American Cancer Society. Unquote :

Brother Williams, are you thinking the same thing that we are, and have been for these many years, that they, the American Cancer Society, permitted more than 250,000 people to die of which these are yearly, and our instrument could have saved their lives, or more than 95% of them, at least from this one disease?

As far as we are concerned, Bro. Williams, they, The American Medical Assoc. and the American Cancer Society have not nor do they want to find the cure for any incurable disease or this one. I can see where they are building up a mighty billion dollar racket and using the American "soft-hearted" public as a means to further pad their financial pockets by using the sympathy of the people

May 17 1956

The Church of Jesus Christ of Latter-day Saints
47 E. South Temple Street, Salt Lake City 1, Utah

C/O Brother Lamar S. Williams

Dear Brother Williams :

It was indeed a pleasure to hear from you in regards to our Frequency Instrument, and heart warming to hear from someone that really wants to aid in providing mankind with something for curing and eliminating so many dreadful diseases which have baffled the medical world since time began.

In order for you to best be informed as to what we have in Instruments and the results of their uses, I shall try to give you as much data and information as we have compiled in these many past years of research and development in trying to find a positive and definite cure for Cancer Virus, Tuberculosis, Polio, Leprosy, Tetanus, Streptococcus, Anthrax, Staphylococcus, Pneumonia, Cholera, Trypanosoma, etc. We are happy to tell you these diseases have been cured completely with the Dr. R. R. Rife Electronic Instrument. To better acquaint you with our findings and the dates they were cured, note Proposal # 702 pages 1 and 2. See the papers on the Universal Microscope pages #2 and 3, also a brief history on Dr. Royal R. Rife page 6. Next read the research brochure # 423 by John F. Crane Copyrighted 1953.

In reviewing all of this literature, you will no doubt wonder why we haven't been able to get this instrument into the hospitals, doctors offices, public buildings, clinics, and other establishments. First let me tell you a few facts that will startle you, and make you wonder how man can be so cruel, even to the extent of using, for instance The American Cancer Society who is asking constantly for money, bleeding those who have so very little, to combat diseases when there was a cure for cancer since 1930. Yes, they were written to by us many times asking for someone to come to see our findings, but to our dismay,

SUPREME COURT OF THE UNITED STATES

[IN THE MATTER OF:]

JOHN F. CRANE, ET AL,

Appellants,

vs.

STATE OF CALIFORNIA, ET AL,

Appellees.

No. 1220 Misc.;
76-5619 (1977)
October Term 1976

AFFIDAVIT OF MRS. BLANCHE H. JONES OF 1840
4th Avenue, Apt. 28, SAN DIEGO, CALIFORNIA IN
REGARD TO MY CURE FROM CANCER BY THE RIFE
FREQUENCY INSTRUMENT AFTER 12 YEARS.

I, Blanche H. Jones, as Counsel in Pro Per,
do hereby certify that in April 1956 I was diagnosed as having
cancer and was operated on by five M.D.s at the San Diego County
Hospital and one breast was removed and it was reported that the
cancer was still in my body and pus drainage was severe. In May 1956
I was given treatments by the Rife Frequency Instrument by Dr. James
B. Couche, M.D. which stopped the flow of pus and cured my sarcoma
as diagnosed by Dr. Worthylake, M.D. and others by biopsy.

The Frequency Instrument was such a wonderful
Godsend. It saved my life! It has been twelve years now since it
cured my cancer and I give this statement under penalty of perjury
as being true and correct and Mr. John F. Crane witnessed the
treatments given by Dr. J.B. Couche, M.D. with Mr. Crane's Frequency
Instrument

WITNESSED: *John F. Crane*

STATE OF CALIFORNIA)

COUNTY OF SAN DIEGO)

ss

ATTEST my hand this 16th day of
January, 1968

Subscribed and Sworn to
before me this 16th day
of January, 1968

Blanche Helen Jones

MRS. BLANCHE H. JONES in pro per

Lucille Grotz
LUCILLE GROTZ
COUNTY OF SAN DIEGO
NOTARY PUBLIC



SHERATON-McALPIN HOTEL
NEW YORK 1, N. Y.

24-4-56

My dear Dr Rife.

We hope to arrive in San Diego some time on Saturday of this week. We have reservations on The Pennsylvania R.R. leaving here tomorrow (25) at 6. pm for Los Angeles where we have to change for San Diego. I am bringing your microscope and all the lenses I can lay my hands on & I trust you will find it in fairly good order as it has not been unpacked since Henry Silver packed it in its case. We have made reservations for the first week of our stay at Grand Hotel & will get in touch with you at the earliest possible moment. It will be nice to renew acquaintance after all these years & we sincerely trust we shall find you & Mrs Rife hale and hearty.

With our kindest remembrances.

Sincerely,

Yours sincerely -
B. Winter Gorman.

B. WINTER GORMAN, M.D.

D. J. WOODWARD
614 BRADY BUILDING
SAN ANTONIO 5, TEXAS

on

October Nineteenth
I 9 5 5

Dr. and Mrs. Roy Rife,
3676 Zola Street,
San Diego 6, California.

Dear Doc and Mamie:

How very thoughtful of you two fine folks to take a little time out and to send me that lovely Birthday Card. It made me feel as if I were back in your home having a cup of coffee with my old Pals once more.

One of the things that I miss a lot more than I can possibly explain is to be able to run over to your house and to visit with you and the Doctor; but I am afraid that this will have to be just a fond memory as I am now all settled down in the place where I spent the greater part of my life.

Tell Doc that I am mailing to him under separate cover a copy of the Seventh Annual Report of the local Southwestern Research Institute for the year 1954. It subsequently has grown into a very large Institution, and is doing some mighty fine work in the field of research. I only wish that you and the Doctor would decide to move to San Antonio, and to take advantage of this type of work.

Have recently moved into my own little office here in the Brady Bldg. and of course am back in the oil business doing the same type of work that I was engaged in prior to the out-break of the war. You can not imagine how happy I am to be back at work in the same town that I was born in even if the Summers are terribly hot. Just as the Summers are warm it likewise gets mighty cold in the winter time; but to me I rather like the drastic changes in the temperatures. I like to see the trees shed their leafs and the flowers unfold in the Spring of the year. In fact it is wonderful to be back among all of my friends whom I was raised with since childhood.

Again I want to thank both of you for the message, and I do so hope that I may hear from you both in the very near future. Be sure to keep in mind the change of address as listed above when you do write to me again. With every good wish to you both, I am,

Devotedly,



Maj. D. J. Woodward USMCR-Ret'd.

OCT, 18, 1955

1542 E. Cherry Chase
Ft. Lauderdale, Fla.

Mr. R. R. Rife
3676 Zala
San Diego

Dear Mr. Rife:

You were very kind to take time 2 weeks ago Sunday to talk to me about optics and your microscope, and it is greatly appreciated. But it only increased my desire to see and know more. I'm sure you have spent much time with the curious, and it is not my desire to intrude, but I'm sincere in wanting to learn more about what you have done.

I am a medical doctor with a greater interest in instruments - how they are made and operate, and what can be done with them - than in taking care of people - often poorly adjusted. Consequently after my internship, I started a residency in pathology and am now in the fourth year. After that I would like to do records, and specifically to see how new or untried test in biological problems.

Consequently, I would like nothing greater than to spend more time with you. From now till the end of this month I'm on vacation and would be grateful if any part of it between now and the 28th (except 22nd) could be spent without inconvenience or interference to you. An agreeable date, time, and place can be listed on the enclosed card, if unavoidable or inconvenient, no reasons are necessary. Thank you for your consideration.

Yours truly,
Rene Seely, M.D.

such other lawful acts as Rohr may deem desirable or necessary in making or prosecuting applications, domestic or foreign, for patents and re-issues and extensions thereof, and at no expense to him, Rife agrees to assist and cooperate with Rohr or its representatives in any controversy or legal proceedings relating to such inventions, discoveries or improvements, or the patents which may be procured thereon.

IN WITNESS WHEREOF, the parties have this 15th day of

September, 1954 signed this Agreement.

ROHR AIRCRAFT CORPORATION

BY

J. W. Shepherd

WITNESS

W. F. McRutchen

WITNESS

R. R. Rife

R. R. RIFE

George Still

AGREEMENT

9-15-54

This Agreement entered into between Rohr Aircraft Corporation, hereinafter referred to as "Rohr" and R. R. Rife, hereinafter referred to as "Rife",

WITNESSETH

Whereas Rife has been employed by Rohr for various periods of time since on or about November 1, 1953, and

Whereas during such periods Rife has been specifically assigned to aid in the design, development, and construction of a measuring telescope, and

Whereas Rife has been remunerated for his work in connection with the above design, development and construction of the measuring telescope, and

Whereas Rife may be employed in the design, development or construction of other items for Rohr in the future,

Now Therefore, in consideration of the above premises and the mutual covenants contained herein, and for other good and valuable considerations, the parties hereto agree as follows:

1. Rife does hereby transfer and waive in favor of Rohr all his right, title and interest in and to all inventions, improvements or ideas relating to the Measuring Telescope, as designated by Rohr Drawing TMX 14, and if so requested by Rohr agrees to assign, transfer and convey, without additional compensation, to Rohr all right, title and interest both domestic and foreign in and to all such inventions, discoveries, improvements or ideas.

2. Rife agrees, at the expense of Rohr, to make, execute and deliver any and all applications, papers, assignments or instruments and to perform or cause to be performed

RES. 4491 SANTA CRUZ

CHARLES F. TULLY, D. D. S.

PRACTICE LIMITED TO
SURGERY AND DENTURES
OFFICE: 2084 LOGAN AVENUE
SAN DIEGO, CALIFORNIA

Mr. John F. Crane, Manager
Allied Industries
4246 Pepper Drive
San Diego 5, California

June 1, 1954

Dear Mr. Crane:

It is with difficulty that I attempt to respond to your request for data on the Frequency Instrument treatments since I am moving and am very busy.

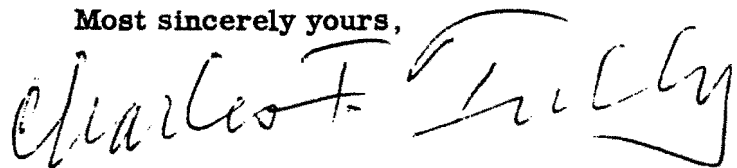
My knowledge of the Frequency Instrument treatment extends over a number of years, although my personal use of the Frequency Instrument has been in the last few years. My first definite investigation was in that of my own case of prostatitis, I tried medicines. A qualified urologist gave me gantrisin, penicillin, aureomycin, chloromycitin terramycin, with various results but the drugs did not do the job. The Frequency Instrument cured my case quickly. I then used the Frequency Instrument on a friend of mine who was being rushed to the hospital for a prostate operation. He is perfectly well today without any operation or further medical aid.

I had a case of butterfly lupus sent to me by a doctor friend, and though it had been treated extensively and by specialists, the condition was large and in progression. After three months treatment with the Frequency Instrument, the butterfly lupus disappeared. Another cancer (carcinoma) case was submitted to me for treatment with the Frequency Instrument by an M.D. friend of mine. He had an impossible condition but the Frequency Instrument dried it up in six weeks.

I have found the Frequency Instrument very effective after surgery. I use it alone instead of antibiotics and have not had a case of infection. I have cured extremely bad cases of trench mouth and pyorrhea in a few treatments with the Frequency Instrument.

In conclusion I must state that I feel that the Frequency Instrument is worthy of further research and that subsequent investigation and use will be of great benefit to all mankind.

Most sincerely yours,

A handwritten signature in dark ink, appearing to read "Charles F. Tully". The signature is fluid and cursive, with the first name "Charles" and last name "Tully" being the most prominent parts.

Charles F. Tully

DR. JOSEPH FEINBERG

Optometrist

308 S. W. TAYLOR ST.

PORTLAND 4, OREGON

Mar. 16, 1954

Royal Raymond Rife
3676 Zola St
San Diego, Calif.

Dear Dr Rife:

Have been following the teachings of Dr Royal Lee for a good many years and in that time have distributed many thousands of the reprints of the Lee Foundation for Nutritional Research. Your most interesting work as written in "The Rife Microscope or Facts and Their Fate" has awakened interest from thinking people.

I have distributed many copies of this reprint and have been asked by many people as to your background. Would you please send me a thumb-nail sketch of your self? Also has any further work been done?

With thanks for your reply I remain

Yours sincerely
Joseph Feinberg

W. O. WEISKOTTEN, M. D.
4220 ST. JAMES PLACE
SAN DIEGO 3, CALIFORNIA

March 2, 1954.

Dr. R. R. Rife
3676 Zola St.,
San Diego, Calif.,

Dear Doctor Rife:

It's been a long time since I have had a chance to talk with you but I remember our conversations several years ago.

It has recently come to my attention that you are now connected with the Rohr Company and are working along the lines which most interest you.

I have for disposal at a very ridiculously low figure one of the older type GE portable X Ray outfits which I purchased several years ago and which I used for several years before I retired from active practice.

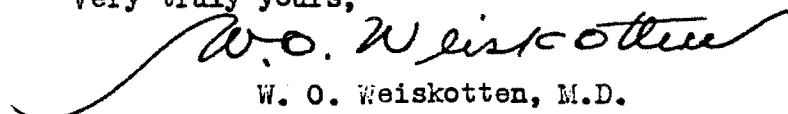
This GE outfit consists of a high voltage transformer (oil immersed), a control cabinet for varying the primary voltage, A tube stand and new fine focus radiator type X Ray tube. The whole outfit is in excellent condition. For transportation the outfit is contained in four packages. The capacity of this outfit is rated at 60,000 volts delivered to the tube when a current of 10 milliamperes is passing through the tube.

For experimental purposes, using proper intensifying screens, all kinds of animate and inanimate objects could be examined, in addition to the usual use of a portable outfit desgned primarily for making roentgen examinativns of humans.

Being now entirely out of the X Ray practice I would like to place this outfit where it would do some good for scientific investigations privately or in industry. If a person were interested in the X Ray refraction of certain crystals and investigating the hidden structure of mechanical parts or castings used in industry this outfit would undoubtedly do the work.

I would be glad to go into this matter with you if you are interested in using this outfit in your laboratory.

Very truly yours,


W. O. Weiskotten, M.D.

Pan-technics, Ltd.

PRECISION MANUFACTURE

P. O. BOX 578
ENCINITAS, CALIF.

February 17, 1954.

Dr. R. R. Rife,
3676 Zola Ave.,
San Diego, California.

Dear Dr. Rife,

We have gone over your drawing on the lens system for the Navy and have been able to arrive at a price.

Since the drawing doesn't call out any specifications on the glass, and we don't know what the container of the lenses will look like, we can only quote you an approximate price of \$30.00 per complete assembly in quantities of 500. We may have to revise the price somewhat when we receive complete details; however, I'm sure it would be very little.

We haven't been making lenses for the last two years and so we would require a maximum of six weeks to tool up and get our equipment in proper shape. However, we would have to wait that long before we got the glass blanks from the glass presser so actually no time will be lost for tooling.

The \$30.00 price does not include any fees for your services - which we would like to count on in this project - and therefore, suggest that when you enter a price to the Navy that you add to our price so much a unit for your services.

I hope, Dr. Rife, that the Navy will favour us with a contract which will put us back in the lens business and give us an opportunity to work with you.

I would be pleased to receive your comments at your convenience,

Until then, with kindest personal regards, I remain

Cordially,

PAN TECHNICS, LTD.



Norman E. Deimling.

e

M2-5/(MD-600)/em

keep the Rife Ray from being used as a weapon to destroy man. Second, I will do all I can to insure that if there is any financial gain that it will go to you, or to a Royal Ray Rife Research Foundation. Third, that I'll do everything that I can to insure that you get the credit for the development.

You are in a unique position. You can offer a second time a wonderful gift to your fellow men. We need you. Please help us.

A handwritten signature in cursive script, appearing to read "Bob", with a horizontal line drawn underneath it.

ROBERT ZANE PAGE

M2-5/(DD-600)/em

so completely accepted all you told me, and accepted it on faith, that when as I matured I understood that my difficulty was caused by the incompleteness of the "modern" concepts and in the child-like approach to research taken by so many of today's so called great scientists. And now, when I read and evaluate their reports, it's as though I had been given a chance to step into the future, and from that vantage point to look back on man's progress.

I have been very privileged in having known you and having heard from your own lips the story of your work. You gave me a glimpse of science of the year 2000. But often I'm a little sad when I realize that men must struggle so hard to get what you tried to give them, and I am even more sad when I see so many problems for which you alone have the answers. When I see pictures taken with the electron microscope, I have to laugh, because I remember better pictures showing more detail which were hung in the hallway in your laboratory. When I read "research" reports on genetics, evolution, or any of the fields of microbiology I have to laugh, because years ago the "scientists" were offered the answers and they refused the gift! The combination of your mind, your will, and your energy is so rare as to skip entire generations. The world has great need for your work. I can see the need each day in my field.

There may be some hope for us yet. Perhaps the world will someday rediscover one of the greatest gifts on which it has ever turned its back. Someday we may develop equipment similar to the Rife Ray machine. If and when that happens, our problems will be solved. Man will have more food and structural materials than he needs. For the first time the economic reasons for wars will cease to exist. Insect disease vectors will no longer be a problem. By then, the AMA will be forced to accept its use for the elimination of disease organisms. Man will live a healthier, happier and longer life.

If we reach that millenium in my life time, I will have one unhappy memory -- that the man most deserving to have his name linked for all time with human happiness will have been all but forgotten because his life's work was lost in a struggle with the AMA and the "accepted" scientists of his day rather than made available through a new approach; and because when it is rediscovered, the Rife Ray will be given a new name.

Dr. Rife, we need you -- we need to use the gifts on which medical science turned its back. Nothing would give me greater pleasure than to adapt the Rife Ray to our uses, and to publicly give credit to one of history's truly great minds by calling the equipment by its deserved name -- the Royal Rife Ray! We are moving in the right direction in our work, but we are moving so slowly that at times there seems little hope. Would you be willing to help us? Would you furnish the basic design -- or the one used in the small cabinets that you had in 1946-1947, and give us some of the frequencies that we would need to test our equipment?

There is little that I as an individual can offer in return for your help, but I will make three solemn promises. -First, I will do all I possibly can to

M2-5/(DD-600)/em

produce a surplus of consumer goods because of the work of agricultural entomologists. The defense of our nation is dependent upon the health and well being of the men in our armed forces.

Despite all of the past progress, insects are still responsible for over four billion dollars damage annually; weeds for agricultural losses amounting to over five billion; and rats for an estimated two hundred thousand annually. Termites alone destroy America's buildings at a rate which adds up to over fifty million dollars a year. The dry rot damage in buildings is much greater than this. I have no estimates at hand for the destruction caused by plant diseases. In helping to reduce these losses, I'm helping to raise the standard of living.

We have ways to control most of these pests, but we need much better ways. We can eliminate wood from future buildings or use chemically treated wood. But many of America's buildings now have incipient dry rot or termite infestations. Replacing them will require many productive years of many men, and will be a drain on our forests. The use of ultrasonics to keep old buildings new is under consideration; but so far, we have no answer. Weeds are responsible for greater agricultural losses each year than floods, insects and diseases. Other than a few chemicals, we have little to use against them. Ultrasonics has been considered; but we don't know where to start. Plant pests are extremely important to our nations welfare. Not only do they destroy our crops in the fields, but they continue their destructions in stored foods. Another phase of my work is finding solutions to this very vital problem. The Army has recently developed a complex system of inspections and various types of chemical treatment (including fumigation, residual DDT in the storage areas, mist and fog applications of chemicals in storage space, and the chemical treatment of trucks carrying the food stores). As I've been given the assignment of finding a better answer for the Navy, I've been investigating better packaging techniques and the use of either cathodic irradiation or ultrasonics. These processes will be expensive, and can find application at only the larger food depots in the world.

In some ways, all our struggles seem so very futile. We will continue our efforts to better mans lot in life and to raise the living standards of all mankind, but it often seems as though we are swimming against a strong current. This seems particularly true when I realize that, if there were just one man of your caliber active in research who could devote a little time to our problems, we would quickly have the answers we seek.

During all of the years since I first sat spellbound listening to your lifes story unfold, I've had the difficult task of learning the so called modern approach to scientific research, and then evaluating the work of others in the light of "modern scientific knowledge". The difficulty lay not in understanding the "scientific" concepts, but rather in believing them! I had

Address Reply to 

Refer to No.

M2-5/(DD-600)/em

PUBLIC WORKS OFFICE
FIFTH NAVAL DISTRICT
Norfolk 11, Virginia



1201 Warwick Avenue
Norfolk 3, Virginia
3 November 1953

Dr. R. R. Rife
3676 Zola Street
San Diego 6, California

Dear Dr. Rife:

In some ways I feel a little ashamed for not having written this letter a year ago. The last time I tried to contact you was after returning from Korea. After being discharged from the U.S. Naval Hospital in San Diego, and while awaiting separation from active duty, I stayed at the folks home on Alcott Street. It was my misfortune to have found neither you nor Mrs. Rife at home the several times I stopped by and phoned.

It seems as though I can't get away from the services. After leaving graduate school at U.C.L.A., I was employed by the Army for two years. Then the Navy suddenly recalled me to active duty and ordered me to Camp Lejeune, North Carolina. While there I had a large medical unit with six other officers (two MD's and four biologists) and many enlisted men and civilians. All units of that type were then called Epidemic Disease Control Units, but have since been renamed Preventive Medicine Units. After only 1/2 year of that duty I was ordered to the EDCU serving the First Marine Division in Korea. We had a few small epidemics to control, but most of our work was limited to the control of mosquitoes, lice and rats. For geographic reasons, our mosquito control was not highly effective. It was embarrassing when I got malaria. That was my second war. I hope I never see another.

After separation from active duty last fall, I accepted a civilian job with the Navy. I'm the District Entomologist (Director, Pest Control Division, District Public Works Office) for the Fifth Naval District now. The work consists of finding better ways to control pests such as insects, fungi, rodents and diseases of plants; and to then advise the operating personnel throughout the District. The program is new to the Navy.

You may think it strange that anyone who dislikes violence as much as I do seems to gravitate to the armed services. My primary reason is that the armed forces need men of peaceful intent. My position affords opportunities to better mans lot in life. The work is very interesting. Our nation can



DEPARTMENT OF THE NAVY
OFFICE OF THE CHIEF OF NAVAL OPERATIONS
WASHINGTON 25, D. C.

IN REPLY REFER TO

Op-553

16 October 1953

Dr. R. R. Rife
3676 Zola Street
San Diego 6, California

Dear Dr. Rife:

Some years ago when I was in San Diego I had the pleasure of using a lens that you had designed and built and that you had mounted in a Leica Camera. The lens had a great depth of focus at wide aperture.

One of our problems at present is photographing radar scopes and I believe a lens such as yours might help us. Because of low illumination we need a very fast lens. We have to have the camera fairly close to the screen and the curvature of the face of the tube introduces quite a problem in sharp focus.

Could you provide me with any information that you might still have concerning this lens and your estimate as to whether it might be a solution to the problem?

I sent you a letter some time ago but it came back because of insufficient address so I had to do a little sleuthing to get your address.

I often think of the interesting visits to your laboratory and would like to see you again when I can get back to San Diego.

Sincerely,

A. D. FRASER
Captain, U. S. Navy
Head of Naval Photography

ADF:esp

375.

322

ALLIED INDUSTRIES

FEBRUARY - 9 -

~~JANUARY~~ 1953

RESEARCH CENTER

LA MESA DIVISION
4712 THIRD AVENUE
LA MESA, CALIFORNIA

IMPORTANT: When Telephoning or
Corresponding, Please
REFER TO:

INSTRUMENTS
OPTICAL EQUIPMENT
PHOTOMICROSCOPY
LABORATORY SCIENTIFIC
ELECTRONICS
ENGINEERING AND SALES

TELEPHONE: B. 1081
B. 6260
B. 6334

I. REQUEST FOR RESEARCH GRANT.

Allied Industries requests a grant of approx. \$15,000.00 to cover work on Cancer. This work would consist of three stages; 1) Purchase of an electronic machine (to be the property of the supporting agency), 2) Treatment of cancer in animals, and 3) Treatment of Cancer in hopeless human cases.

II. BASIS FOR GRANT REQUEST.

Dr. R.R.Rife believes that he has developed a successful method for the treatment of Cancer in his laboratory. Some preliminary demonstration has been made on animals and the isolation of the Cancer virus was shown. The method is believed safe and practical. Other demonstration was given to a group of physicians in a private clinic under the supervision of Dr. Milbank Johnson. Fourteen of the sixteen hopeless human cases were pronounced "clinically cured" in two months time. Soon after these tests, Dr. Milbank Johnson died and the work was never formally accepted. Further work would be for final acceptance of Dr. R.R.Rife's discovery for the benefit of all mankind.

III. BRIEF HISTORY OF METHOD DEVELOPMENT.

Dr. R.R.Rife first started work on Cancer in 1922. Rife found that the best commercial microscopes were unsuitable. Using his training with Carl Zeiss men, Rife was able to design and build in his laboratory, six microscopes. Five microscopes went to 17,000 times and the Universal Microscope magnified up to 31,000 times and would go beyond 50,000 times. Rife isolated over 40 viruses with these instruments. This work was completed in what was called "the best privately equipped laboratory in the world". Approx. 400 albino rats and other animals were used in hundreds of experiments. The scientists working with Rife are listed later in this brochure. Dr. Rife discovered that radio-therapy would devitalize virus, bacteria, and fungi when tuned to an exact frequency. Rife spent years of work; 1) observing countless micro-organisms with his super power microscope 2) recording the critical frequencies of devitalization for the two forms of Cancer virus and other diseases, such as, TB, Polio, Leprosy Tetanus, Streptococcus, Staphylococcus, Anthrax, Pneumonia, Cholera, Trypanosome, etc. No harm or feeling results from his demonstrations. Micro-organisms are destroyed in a few seconds time. A three minute treatment, twice weekly, appears to be enough for patient recovery over a period of from one week to eight weeks.

Mark L. Gallert
P. O. Box 1151, Santa Barbara, Calif.

December 5th, 1958

Dear Mr. Crane:

You no doubt remember my visit in September, when I came to San Diego to learn more about Dr. Rife's work, in connection with a survey project I have undertaken for the Foundation for the Study of Consciousness.

Mr. Arthur M. Young, who established this foundation, recently returned from England and I sent him a detailed report on the San Diego visit.

The conclusion that has been reached, is to include in the book now under preparation, a chapter on the Rife microscopes and the main discoveries resulting from their use, and perhaps in some future study an additional section can be included about the treatment machines when their development has been perfected and more data is available regarding their use.

It is the policy of the Foundation to publish material only on projects that have been completed and thoroughly proven in practise. Research, of course, is a different matter, and the Foundation is open to consideration of requests for financing worth-while research along lines in which it is interested.

The chapter to be included in the current book, will be in part a popularized version of some of the material in the Lee reprint, and in part compiled from notes I took in San Diego from comments made by Dr. Rife and those to whom you gave me introductions.. As agreed, you and Dr. Rife will have the opportunity to go over the chapter before it is published.

During his visit in England, Mr. Young was brought in contact with a Doctor there, his name was Gonin or Gorin (I was not sure of the handwriting) who has a Rife microscope and who spoke very highly both of the microscope and of Dr. Rife. Thought you would be interested to know this.

Will appreciate being kept in touch with any new developments.

With kindest regards to you and Dr. Rife, and appreciating the courtesies that were shown me in September,

Sincerely yours,

Mark L. Gallert

Cc: Dr. R. R. Rife.

-2-

generations. Each mouse carcinoma has its own anatomical characters which it maintains as far as the evidence goes ad infinitum. The same is true of the artificial sarcomata of birds. The simplest explanation is to suppose that this heritable quality is dependent on some genetic change in the cells in which the tumour begins, but this idea is plainly not tenable in view of the fact that the same constancy of structure obtains when the tumours are propagated by cell-free filtrates. On the virus hypothesis, each fresh tumour arising from a filtrate is due to the stimulation of the virus and this implies a specificity of tissue response which is much less pronounced in animals as the result of the influence of accepted microbes. It may be that the actual tissue changes are in these familiar instances directly due to some products of tissue damage—produced alike by staphylococci and streptococci for example—rather than to the actual bacterial toxins. And bearing in mind that no virus has been shown to produce a toxin, and assuming that active viruses are always intracellular, it is perhaps easier to believe that tumour viruses cause these extremely specific anatomical results. Dr. Andrews might also, we think, have drawn on the analogy of plant galls in which the anatomical inflammatory reaction is so specific that the species of the infecting parasite can be predicted with certainty from the appearance of the lesion.

The great practical danger of preaching any form of a parasitic theory of cancer is that thoughtless people are too apt to draw the implication that cancer is a catching disease, and to have their attention distracted from the many hygienic measures by which cancer may be prevented. There is of course no evidence whatever that cancer is infectious in any ordinary sense, and however completely the virus-like nature of the agents by which fowl tumours may be transmitted is established, there is no justification

Rife Ray Apparatus

~~energy machines~~ treating experimentally cases of carcinoma and senile cataract with the following results.

Case No 1 A Mr Newton suffering from Paget's disease in the last stage after receiving seven exposures to the frequency of virus of carcinoma appears to be fully recovered. (note His letter attached) .

Case No 2 A Mrs Vitte suffering from Paget's disease in early stage after receiving six exposures to frequency of virus of carcinoma appears to have fully recovered. (note letter attached)

Case No 3 A Mrs *(Blank)* Suffering from carcinoma of the uterus after nine exposures to frequency of virus of carcinoma appears fully recovered. (note letter attached)

Case No 4

Case No 5

Case No 6 A Mrs Tobish suffering from senile cataract after six exposures to the frequency of carcinoma and streptothrix vision normal.

Case No7

Case No 8

Case No 9

Furthermore it was equipped to deliver two distinct frequencies ^{ul}simultaneously and both variable. This apparatus proved to be more efficient with decidedly fewer factors of error and in laboratory tests using 75 pounds of horse meat

and in clinical cases the following results were noted by Dr Milbank Johnson and others

Case No 1

Case No2

XX
In the early part of 1936 Commander Rife and Mr Hoyland spent much time collaborating on revising some of ~~the applications~~ of the fundamentals of the instruments due to the advancement that had taken place in ~~the application of~~ electronics and it was found that the carrier wave used in the previous instruments could be eliminated. During the summer of 1936 further experiments were carried on, which resulted in an entirely new method of generating the desired frequencies and produced a constant input and output in the instruments. During this work several new test appliances were built for further studying the different frequencies and waves ^{forms} noteworthy among these was a nine inch Cathode-Ray oscillograph of high sensitivity, built for the purpose of photographing the different frequencies on motion-picture film and thereby allowing the numerous waves to be studied at will. During the fall of 1936 Dr Couche of San Diego and Jack Free ^{with him} assistant to Commander Rife conducted a clinic with one of the frequ-

coordinating frequencies (termed mortal osilatory rate MOR) of most of the pathogenic micro-organisms were found and recorded including the frequencies of many of the virus or filter passing forms of these organisms.

a) In 1931 Dr. Arthur I. Kendall of Northwestern University was invited with the aid of the Rife super microscope to observe the virus of B. Ty and his observations may be seen in an article, "Observations on Bacillus Typhosis in the filterable state", California and Western Medical Publication. December 1931 Volume XXXV No 6. 450 Sutter St. San Francisco, California.

In 1932 Dr E.C. Rosenow of the Mayo Clinic was invited to observe with aid of the Rife super microscope the virus of B. Typhosis and also upon request was shown the virus form of the Streptococcus from Poliomyelitis. His observations may be seen in the publication, "Proceedings of the Staff Meetings of the Mayo Clinic. Pages 408-9-10-11-12-13. Vol. 7 No. 28 July 13th 1932 Rochester Minn.

at La Jolla California by Dr MJ
In 1934 a series of clinical cases were treated for malignant carcinoma with the frequency found ^{from} ~~for~~ ~~#####~~ the virus isolated from human breast carcinoma, ~~#####~~ these experimental cases were used to determine the effect of the frequencies on the Pathogenic Micro-Organisms in the Human body. The results of these cases are listed below.

→ In 1935 an entirely new application of the old principle was incorporated in an instrument built under the direction of Commander Rife by Philip Hoiland of Pasadena Calif. The new instrument was light-socket powered and had an output of 500 watts. *Designated #4*

DEVELOPMENT OF THE RIFE RAY

AND USE IN DEVITALIZING OF

PATHOGENIC MICRO-ORGANISMS.

By John F. Crane 1952

In January 1920 experiments were started at the Rife Research Laboratory by Commander Royal R Rife U.S.N. Ret. to determine the effect of electrical influences upon pathogenic micro-organisms. Tests were made for anode and cathode polarity influences and the effect of infra red, ultra violet and X-ray.

During these experiments the idea was conceived of the possibility of devitalizing the pathogenic micro-organisms by electronic frequencies of varying wave ~~lengths~~ ^{lengths}.

(a) The initial apparatus ^(No 1) for the tests along this line of experiments ^{was} ~~was~~ constructed and used in prolonged experiments during 1921 and 1922, with results that warranted the belief that the principles involved contained possibilities.

In 1923 more appropriate apparatus ^(No 2) ^{and used.} was assembled ^{and} the different frequencies ~~used~~ were generated by a tube oscillator with many stages of amplification, the final stage being a 50 watt ^{Junker} ~~Telefunken~~ tube.

This amplified frequency was in turn fed into an output tube ~~and as~~ the voltage at this point was quite small, it was found necessary to apply external voltage across the anode ^{of the output tube} and cathode ^{to act as a carrier wave for the frequencies that were generated in the apparatus.}

(b) The output tube was constructed with a double expansion bulb, blown from quartz, using platinum ^{anode} ~~electrode~~ and cathode it having a 45° target for directional effect. ^{No heat is generated in output tube - Temp. constant -} The frequency control of the instrument was exact to a fraction of a wave length making it possible to coordinate the frequency in each pathogenic micro-organism with its own wave length of frequency delivered from the instrument.

The current supply for this whole apparatus was supplied by batteries and motor generators.

During the next eight years these experiments continued and with the aid of the Rife super microscope and the frequency instruments the

1823 Yale Drive
Louisville, 5, Kentucky
30 March 1949

Dr. R.R. Rife
San Diego, California

Dear Sir:

Will you please mail references to publications in the journal literature of work which you have done with your large microscope, which was described by R.E. Seidel and M. Elizabeth Winter in the Franklin Institute Journal, vol. 237, No. 2. The article was entitled, "The New Microscopes," and was reprinted in the Annual Report of the Smithsonian Institute for 1944. The last half of the article gave prominence to your instrument.

I have talked briefly with a Dr. Joseph Feitger of this city, a man who said he had worked with your instrument for a short while.

I am a sophomore medical student in our local university, and have discussed this matter with some of my profs. There has been a great deal of interest. I've been conferring with some physicists here. It seems that the instrument of Dr. Lucas, and of the Geology Dept. at Harvard, built by Graton and Dane should also be of interest. Some of the faculty are curious as to why your instrument has not been more widely known. We know very little about it.

Are visitors welcome to your laboratory, to view objects through this microscope?

I have read the work which you and Wendall reported on the Eberthella typhosa, which was published previous to the article of Seidel and Winter, but have not found any other work.

Have you done, in the last few years, any more experimental microscope construction work? The article by Seidel and Winter said that your instrument could reach 60,000 diameters magnification with 30,000 diameters resolution. This is with ultraviolet I suppose, but what is the maximum you can get with visible frequencies?

How much did your largest microscope cost? How much would one like it cost today to have constructed.

Have Spencer, or Bausch, or Zeiss, or Leitz, or Beck, constructed any similar instruments? Have they done any developmental work on such magnifications?

What is the status of acceptance of your instrument with physicists who have studied your instrument?

Although to answer this letter's questions will cost some time, which I'm unable to pay for, any information which you could give would be greatly appreciated.

The local chapter of Sigma Xi is having a program soon, at which time your microscope, with other advances in microscopy being reported, will be discussed. Any reply which you send, I will be glad to forward, if you permit.

Sincerely
John C. Hubbard.

could pick it up. As you know
I have the lenses brought to me by
Lester & I also have the money
you kindly lent me while we were
awaiting delivery of yours. & which
of course, we could return in
exchange. I could not face a journey
all the way to San Diego but I would
gladly essay a quick trip to N.Y.
& back. I suppose it would be too
much to expect you to come as far as
New York but it would be very jolly
with kind regards to Mr. Rupp & yourself.
I am

Yours sincerely,
By Winifred Brown.

MR B. WINTER GONIN.

THE GABLES,

RAVENSBORNE
4181.
9-XI-45 KINGSWOOD ROAD,
SHORTLANDS.

My dear Mr. Rife -

But you can recall the various
of impressions, thoughts, scenes &
situations? If so, what were their
respective characteristics? Or you
think that any could be found
out from impressions in any
form showing - so-called - scientific
conditions & feelings?
Many thanks in anticipation?

Yours sincerely,

Charles Rife

MR B. WINTER GONIN.

THE GABLES,

RAVENSBORNE
4181.
31/8/46 KINGSWOOD ROAD,
SHORTLANDS.

My dear Mr. Rife -

It is many months since I
heard from you - how you are -
what work you are doing - etc.
I had hoped very much to
have been able to see you & discuss
all our ideas before the interview.
But my heavy condition will not
allow of this although I am aware
of your help & how often I have
tried to proceed. If you could be
convinced, also you think you could
perhaps be interested in some
relation or other in your work when
I or some newspaper - possibly at
least - will present it to you.

WESTINGHOUSE ELECTRIC CORPORATION



* EAST PITTSBURGH, PA.

Headquarters Medical Dept.
April 15, 1948

Dr. Royal R. Rife
San Diego
California

Dear Dr. Rife:

I have recently read with considerable interest an article by Seidel and Winter in the "Journal of the Franklin Institute", February 1944, describing the Universal Microscope which you have developed.

I would be very much interested in learning more about this Universal Microscope, and would appreciate it if you could send me any reprints or literature which describes this instrument and tells of its various uses. Any information you can send me will be appreciated.

Very truly yours,

E. C. Barnes

E. C. Barnes
Industrial Hygiene Engineer

ECB:y

COLLEGE OF ELECTRONIC MEDICINE

A Non-profit Educational and Research Institution

1200 HYDE STREET, SAN FRANCISCO 9, CALIFORNIA • PHONE: GRAYSTONE 0036

October 3, 1946

Dr. Royal Rife,
2500 Chatsworth Blvd.,
San Diego, California.

Dear Dr. Rife:

I know you are busy and I hate to impose upon you. However, I have just returned from a trip East, and I note the medical profession in New York is beginning to talk of cancer as a virus disease.

It seems to me I recall when visiting with you in San Diego you told us of your experiments which proved this fact. Enclosed find a letter I have just received in which I have marked a paragraph on that subject. What do you think of his statement?

The fundamental purpose of this letter is to ask if you would be interested in writing an article for the Electronic Medical Digest setting forth your findings regarding cancer being caused by a virus. This magazine has a circulation of better than 18,000 physicians, the majority of whom are Medical Doctors in the United States. Aside from wanting to inform our readers of any progress that has been made in cancer research, I feel that some means should be taken to get your work before the public before the medical profession claims it as its own. This organization (the College) would be glad to pay any reasonable expense incident to the preparation of such an article, and for any photographs you might want to use for illustrations.

I enclose a postage paid envelope for your reply.

With all good wishes, I am

Sincerely yours,


FRED J. HART,
President

FJH-b

P. S. I have sent Professor Rahn (Otto Rahn) of Cornell your name. Some members of the medical profession have contacted him on the subject of virus being the cause of cancer. I advised Professor Rahn you had proved that many years ago.

enc enrv

THE ROCKEFELLER INSTITUTE
FOR MEDICAL RESEARCH
PRINCETON, N. J.

May 9, 1946

Dr. Royal Raymond Rife
San Diego
California

Dear Dr. Rife:

I have just read an article by Dr. R. E. Seidel and M. E. Winter, entitled "The New Microscopes," in the 1944 Annual Report of the Smithsonian Institution, reprinted from the Journal of the Franklin Institute, vol. 237, No. 2, February 1944.

In this article some rather revolutionary claims are made of using ordinary light and obtaining high resolving power. Since some of your work is quoted, I would be interested in reprints of your recent articles bearing on microscopes of high resolving power.

Sincerely yours,

Roger M. Herriott

RMH:jf

Roger M. Herriott

3-20-46

MR B. WINTER CONIN.

RAVENSBORNE
4181.

20-3-46.

THE GABLES,
KINGSWOOD ROAD,
SHORTLANDS.

Dear Dr. Rife -

As I wrote you in my last letter,
my laboratory is now nearly
reconstructed & I am anxious to
install a Fair's Radio machine
bought over by Dr. Hale which has
been reconstructed and is now
functioning satisfactorily.

It is estimated that I now have the
Alicorone & am making 5 Concha
Masks he could bring it to me when
he comes as I do not think it wise
to ask you to come if he has or
damage on the way over. Perhaps
he will go in touch with you & arrange
this for me. He cannot possibly
see to have this 0 just yet.

MR B. WINTER CONIN.

RAVENSBORNE
4181.

2

THE GABLES,
KINGSWOOD ROAD,
SHORTLANDS.

Meanwhile, I should be ever so
grateful if you can be good enough
to send me any magnet data to
help me and, as the matter of that,
any information whatever that
you would like me to have.

Please ask Mr. Davis if he has more
information about the lenses he
has here. I must also ask you for
news as to how to set up the micro-
scope I got it. Is the magnification
what you expected - 100,000 times?
Thank you much. Kind remembrance
to Mrs. Rife & yourself.

Yours,

Conrad Rife.

Conrad Rife

MR B. WINTER GONIN.

THE GABLES,

KINGSWOOD ROAD,

SHORTLANDS.

28. 2-46

Dear Dr. Rife.

Thank you for your long letter of Feb. 4. Would you kindly ask Henry Davis if he remembers what lenses he left with me so one of the trans-cases is empty. Perhaps he would write me telling I am exceedingly sorry to hear one of

a poor report of your health and I sincerely hope you will do all you can to improve it for there is much good work for you ahead.

Now this means that we must now thank you? I do not like to ask Dr. Couch for burden himself with the Messengers on his journey over here. Could it not be sent to me by Cargo & Company freight? I presume I should have to get an import license from the Board of Trade. Perhaps, I could then

from the private archive of Jimmie Holman & Paul Dorneanu

MR B. WINTER GONIN.

THE GABLES,

KINGSWOOD ROAD,

SHORTLANDS.

2

return you yours which has not been used since since dis-mantled it. He would have to let me know what lenses to return with it.

I should also have to ask you for some instructions as to how to set up mine. So the magnification 1600 times is arranged? If you can arrange 'purgencies' you can confidently & confidentially send me, it would help me enormously in treating our

our new lay out machine. Dr. Cates' ad did not seem very effective but it was badly set up. Please look after yourself. With our kindest remembrance to Dr. Rife & yourself. Love,

Yours sincerely,
B. Winter Gonin.

from the private archive of Jimmie Holman & Paul Dorneanu

16-8-42

2

I am indeed delighted to hear about Henry Sier's success & work. Please convey my very sincere congratulations and wishes. I feel sure you must have encouraged him a great deal and I am also glad he is working with the homeopathic group for allopathy is meretricious in my opinion.

Don't tell me anything about your health or your exertions nor about Mrs Rie's health but we both hope, ardently, that you are both being kept well & fit. Also Mr & Mrs Sier & the Studdemans.

With our kindest remembrances & best wishes to all, I am,

Ever yours sincerely,

B. Winter-Gornia.

PAN. 4/8/.

16/8/42

MR. B. WINTER GONIN.

The Angeles,
Thornlands,
Kern.
8-16-42

29. WELBECK STREET,

W.

My dear Dr. Rife.

On May 21st you wrote me a very interesting letter dealing with your latest discovery. I. e. s. but I do not quite see how I can see them since the microscope you tell me has been dismantled & I am not sufficiently well versed in its mechanism to set it up again without the lens & an especially also, you tell me about the arrangement you are making with a magnifying power of 40 Angles & build your photographs thus and that you wish me to copy of all the work, designs, specifications & data & create me & make a cell in the field of vision. You also promise me some of the photo-graphs taken with your lens. These are all points of great interest &, presumably, of great scientific importance and of interest to me & I may recall them before long time. I wish, certainly, all this but as this & the financial advantages and share so often & in this case. You are making any progress with your homeopathic group? How does published in this and obtained in type in philosophy? I wish it were possible to see one & discuss this many has now with you but, as the present, I fear this is impossible. However, I have been with this group & complete your work in this time & I really shall & hope to be humbly & very much - have me kindly remembrance and feel more for health & means, & wish kindly regards to all of you, yours & the time, I am, as ever,

Yours sincerely,

Dr. Royal R. Rife

microscope. By that I mean, we understand it is the means of illumination which has much to do with the results you are able to obtain but we do not understand fully just what actual effect the lenses and prisms have upon shortening the wavelength of light. I think you will see what I mean when you read over the copy of the paper I am enclosing for you to read and criticize. It is incomplete, of course. We are trying to compare the Universal with the ordinary microscope. The average doctor does not have much knowledge of the physics of optics and we are endeavoring to make all explanations as clear as possible. You will note a sad lack of explanation in that portion of the paper which has to do with the illuminating unit. Can you help us out, please?

One other question: You say each organism is revealed according to its individual structure and chemical content. When Dr. Lang returned East, he mentioned that the virus of tuberculosis was oval in shape instead of the rod-shaped organism we have been accustomed to viewing. How can we convincingly account for this change in structure; that is to say, what inadequacy of the ordinary microscope would tend to give us a misleading idea of the true form of the organism? And isn't it true, then, that if tuberculosis is revealed as different in structure that other organisms differ also when seen under the Universal scope? Under the spectroscope each organism might appear to be the same shape but of different color. Is this true or not of the Universal? And does the field appear to be small? It would seem so to us, but we cannot say so unless we are sure. What type of spectra is emitted by these organisms? Is it possible to view the flagella of typhoid with your instrument and at what magnification?

Our problem has been this: In order to properly appreciate what you have been able to accomplish with your Universal microscope, it has been necessary to try and understand just how the best results are obtained with ordinary microscopes, and this will also be the problem of the average doctor who may chance to read this article. Hence, we wish to offer as much explanation in the way of comparison as possible. We hope to have the paper completed within three weeks and would appreciate it if you would permit Mr. Siner to reply at once to these questions. And please feel free to tear down the paper as much as you see fit. We want your criticism and will be happy to correct and add any statements which you suggest. A copy of the final paper will be sent you for reading and criticism. I am sending a copy of this letter to Dr. Renner and Mr. Siner since both gentlemen have expressed an interest in this work of bringing the new microscopes, especially the Universal, to the attention of more medical men and other men of science. I shall appreciate hearing from you.

Very Sincerely,

Raymond E. Seidel, M. D.

June 23, 1942.

Dr. Royal R. Rife
Rife Laboratory,
Point Loma,
San Diego,
California.

Dear Dr. Rife:

Dr. J. H. Renner of Santa Barbara, California, has advised me that, due to the fact that your optical system in the Universal Microscope is as yet unpatented, it will be impossible for us to obtain a sketch of the course which the light beams take in traveling from the objective to the ocular. There are a few questions we should like to ask, however, before completing our paper on "New Microscopes" and submitting it for publication.

First of all, you mention in your description of the Universal Microscope that it has an out-to-out tube length of 200 millimeters. In another description you have stated that the virtual tube length is 449 millimeters. Are we correct in assuming, therefore, that the actual physical length of the tube is 200 millimeters and the total length of the course which the light beams travel is 449 millimeters, thereby allowing for five or six prisms in the tube? Also, you have stated that in the Universal it is possible to see an object which measures less than one-half the wavelength of light by which it is illuminated. More than one wavelength is utilized, naturally, but may we ask which particular wavelength you employ in revealing the B. X. virus of cancer, for instance? Since you have stated the approximate size of the organism, your calculations could be compared with the formula - wavelength of light divided by twice the numerical aperture.

In the article which appeared in California and Western Medicine in 1931, a short description of the microscope used by you in your work with Dr. Kendall on the Typhoid bacillus was included. Was this instrument the Universal microscope? And if so, or if not, would you tell us why the plane of polarization was deviated first plus 4.8 degrees and then minus 4.8 degrees? I believe there was supposed to have been an explanation of this elsewhere, but to date we have not located it. Such an explanation would doubtless add to the interest of the paper and would, at the same time, clarify any question on this point which is sure to occur to the readers. Also, I believe you do not use Nicol prisms. May we ask in what way your prisms are different? And in observing the cancer virus, do you use your 1.25 oil immersion lens?

We would also like to check whether or not only one lamp is used in your illuminating system on the Universal and what effect the presence of the three prisms in this lamp have upon shortening the wavelength of light, if any, and just how we might compare the illuminating unit used in the Universal to that of the ordinary

In reply address not the signer of
this letter but Bureau of Aeronautics,
Navy Department, Washington, D.C.

NAVY DEPARTMENT
BUREAU OF AERONAUTICS
WASHINGTON

Refer to No. Aer-F-41-NMK
Flh-2(1)

JUNE 11, 1942

076004

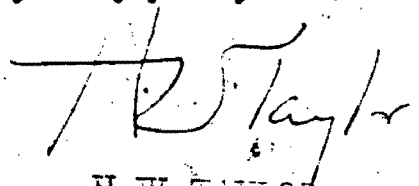
My dear Dr. Rife:

Receipt of your letter of 1 June in regard to camera lenses is acknowledged. The specifications for the Holzapfel camera require the use of a 20" f/5.6 telephoto lens equal to a lens of that type manufactured by the Bausch and Lomb Optical Company. Because of the urgent need of all Bausch and Lomb production lenses for use in standardized camera equipment, it will not be possible to divert any of these lenses for experimental projects prior to November 1943.

A widespread need for lenses for use with 35 m.m. equipment is not anticipated as no procurement of still cameras of this size is contemplated. However, there is a possibility that there may be use for a limited number for operation with Bell and Howell Eyemo cameras having turret mounts. It is requested that you furnish complete information on this lens including focal length and maximum effective aperture. If figures concerning resolving power and relative light transmission at various angles from the optical axis are available they should also be forwarded.

Your interest in this matter is greatly appreciated.

Very truly yours,



H. W. TAYLOR

Comdr U. S. N.

By Direction Chief of Bureau

Dr. Royal R. Rife,
P. O. Box 2934,
San Diego, California,



Rev. 4/81.

8/6/42.

MR. B. WINTER GONIN.

The Fables,
Shortlands-
Kent.

20, WELBECK STREET,
W.

WELBECK ST.

My dear Dr. Rife,

Your letter of 21st mi. reaches me to-day & is a very great pleasure. You send me most interesting news! Your three facts show a strong light on many hitherto concealed points. His sunny photo synthesis does not completely account for the sudden disinhibition action on the viruses and I have always imagined that fulminant of the protein must take place. If the temperature of lightning is round about 25,000° C. this must be the temperature at which proteins are built up & consequently at which they are disintegrated in our water-cooled system. His photo synthesis might start oxidation & reduction initially. You also send me wonderful news about your photographic lens and I am indeed sensible of your kindness & gratitude for your extraordinary gift of the exclusive right to manufacture & sell the lens in The British Empire, an offer which I immediately & humbly accept. Of course, you must allow me to appropriate a proportion of any profits to you - I shall look forward to the photographs you promise me - but I am not in a position at present to accept your offer to send me

LYDELL PECK
STATE FIRE MARSHAL

Governor of California

RICHMOND 6341



STATE OF CALIFORNIA
State Fire Marshal

1151 SO. BROADWAY
ROOM 358
LOS ANGELES

June 3, 1942

Dr. R. R. Rife
P. O. Box 2934
San Diego, California

Dear Dr. Rife:

I thought of you and our last conversation when I received my copy of life magazine for the week ending Saturday, May 30th.

In the first few pages they have a considerable number of pictures on microscopic enlargements on the very thing we were talking about, namely, smoke, soot, and carbonized or burned residue.

I believe that we will have some new and interesting results shortly with the use of polarized light. You may have seen this article but it was worth calling your attention to it.

Best personal regards.

Sincerely,

PAUL T. WOLFE
Deputy State Fire Marshal

PTW:FG

28
4/42

MR. B. WINTER GONIN.

The Stiller
Shops Building,
Kens?

29, WELBECK STREET

4-28-42 W.

Dear Dr. Rife

Tom tells 7 St-5 makes me only 6-day but
give me great pleasure. It is nice to know you
have opened your lab. & service to the St-5 & I hope
they will be well enough advised to jump at the chance.
Besi the Government is so helped around by their
experts - to save the most - the true value is so
 seldom caught & appreciated. A course with it soon
 do for. The microscope has not been damaged as it was
 removed from my laboratory as the microscope and we
 have only maintained it in its own way. That's it!
 And all the time for the microscope & for more an
 indirect & undamaged, as was. The house in
 which the living history in Scotland has been completely
 destroyed as is for a device? This is one of the only ones
 and I have had to re-organize my lab. When you had
 a view of your own history? I would be glad
 to know. When you have all to perfect your photographic
 lens for air-force reconnaissance? It is with the
 design of the 6-day any data on virus experiments, etc.
 when you go home to your home.
 With our kindest regards & best wishes to yourself & the Rife
 and the family. I am, very sincerely -

The Tables,
Shortlands
Kens

MR. B. WINTER GONIN.

39, WELBECK STREET,
W.

WELBECK 3140.

2/
2/
42

2-2-42

My dear Dr. Rife.

I am hoping to get Mr. Watson Hall to collaborate with me in putting your instruments forward over here, and I have asked him to get in touch with you. He is assisting the Government with Radiolocation & would probably easily understand some of our work.

He is C.B. & R.S. and as present in America

Will you, please, show him what you think may convince him of the value of your microscope & allied work?

I have not met him personally but I hope you will like him & assist him to the extent of helping me establish our work here.

With kindest regards & remembrance,

I am,

Ever yours sincerely,

B. Winter Gonin.

Appendix 12

Federal Bureau of Investigation
United States Department of Justice
Washington, D. C.

July 21, 1941

Mr. Royal R. Rife
3655 Alcott Street
San Diego, California

Dear Mr. Rife:

Mr. Nathan in charge of the Bureau's San Diego Field Division has advised me of your kind offer to make available to the Federal Bureau of Investigation the facilities of your laboratory. This is indeed appreciated. At present the laboratory analysis of evidence in investigations is conducted in the Bureau's Laboratory at Washington, D. C. If at any time in the future the services of your facilities would be useful I will be glad to take advantage of your offer.

Sincerely yours,

J. E. Hoover
John Edgar Hoover
Director

NON-STOCK NON-PROFIT

Presbyterian Hospital-Elmsted Memorial

LESSEE

Hollywood Hospital

1322 North Vermont Avenue
Hollywood, California

May 9, 1941

From the office of
PATHOLOGICAL LABORATORIES
V. L. ANDREWS, M. D.
Director

Dr. R. R. Rife
Ocean Beach Station
San Diego, California


Dear Doctor Rife:

Indirectly, through Dr. Van Zandt, I understand you will be with us next Tuesday evening at seven-thirty, for the Pathological Meeting.

If possible I would appreciate a word from you to that effect and I hope you will let me know definitely if you expect to be here, otherwise I will have to prepare some other program.

A number of the men are anxious to hear you and I am sure it will be a pleasant evening.

Sincerely yours,



V. L. Andrews, M.D.

VLA:hb

257
4
41

MR. B. WINTER GONIN.

The Tables:
Shortcuts:
Kens.

80, WELBECK STREET,

4-25-41

My dear Dr. Rife.

It is now nearly three years since I had word from you. Your last letter described your new camera to some extent & I with Mr. Mission Churchill at once is asking him to inquire somebody on his behalf to investigate this & find out if it was not perfected in air-photography. Naturally, he has not answered me but I should be glad to hear that he has sent somebody to interview you. I have been asked by the Medical Society of Radonitshina to read a lecture on Virus and I have replied that as all I know is your work, I would with ask you if you would like me to read such a paper. If you would, will you kindly send me a type script of your work that I can read & also formal permission to use it for this purpose. Shall you ever be able to bring the microscope over & demonstrate it?

It would be a scientific God-send!

With kindest remembrance to Mr. Rife & all my friends & with my best personal wishes for your health & happiness,

I am,

Always yours, sincerely

NON-STOCK NON-PROFIT

Presbyterian Hospital-Elmsted Memorial
LESSEE

Hollywood Hospital

1322 North Vermont Avenue
Hollywood, California

April 12, 1941

From the office of
PATHOLOGICAL LABORATORIES
V. L. ANDREWS, M. D.
Director

Dr. R. R. Rife
Ocean Beach Station
San Diego, California

Dear Doctor Rife:


I was present and heard your talk before the Public Health Group, sometime ago, in Los Angeles.

I thought it interesting and very important and I have been wondering if you would be willing to repeat that talk before the Los Angeles Pathological Society.

This society is composed of the Pathologists of the various hospitals and medical schools in this city. I am quite sure they would be interested in what you have to say. The society meets each month, rotating in the various hospitals, and we have had our April meeting. In May it meets at the Hollywood Hospital, under my guidance. The date, May 13th at 7 :30 P.M. If you could arrange to give us a talk at that time and present your large microscope I am sure the fellows would appreciate it very much and would be pleased to hear you.

Please let me know if you can be with us.

Sincerely,



V. L. Andrews, M. D.

VLA:hb

Andean Anthropological Expedition, Inc.

Institute for Scientific Research

P. O. Box 2237

Phoenix, Arizona

CABLE ADDRESS
ANTHROXPED

ADDRESS REPLY TO

R. E. SOLOSTH, OPH. D., F. R. G. S.
EXECUTIVE DIRECTOR
E. M. R. SOLOSTH, OPH. D.
ASSISTANT EXECUTIVE DIRECTOR
THOR A. ROLLINS,
EXECUTIVE SECRETARY

October
Thirty
1940

ADVISORY STAFF

HON. R. C. STANFORD,
GOVERNOR OF ARIZONA
CHAIRMAN ADVISORY STAFF
ALFRED ATKINSON, PRESIDENT
UNIVERSITY OF ARIZONA
DONALD D. BRAND, CHAIRMAN
DEPARTMENT OF ANTHROPOLOGY
UNIVERSITY OF NEW MEXICO
ROGER M. CHOISSE, M. D.
SCHOOL OF MEDICINE
GEORGE WASHINGTON UNIVERSITY
FAY-COOPER COLE, CHAIRMAN
DEPARTMENT OF ANTHROPOLOGY
UNIVERSITY OF CHICAGO
DANA COMAN, M. D.
JOHNS HOPKINS MEDICAL SCHOOL
HAROLD CUMMINS,
SCHOOL OF MEDICINE
TULANE UNIVERSITY OF LOUISIANA
FORD C. GREGG, DIRECTOR
FIELD MUSEUM NATURAL HISTORY
J. L. W. HAURY, CHAIRMAN
DEPARTMENT OF ANTHROPOLOGY
UNIVERSITY OF ARIZONA
E. A. HOOTON, CHAIRMAN
DIVISION OF ANTHROPOLOGY
HARVARD UNIVERSITY
CLARENCE B. KELLAND
AUTHOR - NOVELIST
FRANK E. MASON, VICE PRESIDENT
NATIONAL BROADCASTING CO.
J. ALDEN MASON, CURATOR
AMERICAN SECTION
THE UNIVERSITY MUSEUM
UNIVERSITY OF PENNSYLVANIA
ROBERT A. MCKENNAN, CHAIRMAN
DEPARTMENT OF SOCIOLOGY
DARTMOUTH COLLEGE
ASHLEY C. MCKINLEY, PRESIDENT
BABYLON SEAPLANE BASE
L. S. ROWE, DIRECTOR GENERAL
PAN AMERICAN UNION
ALPHONSE M. SCHWITALLA, S. J.
DEAN SCHOOL OF MEDICINE
ST. LOUIS UNIVERSITY
DONALD C. SCOTT, PRESIDENT
SCOTT ENGINEERING CO.
FORREST SHREVE, PH. D.
CARNEGIE INSTITUTE
DESERT LABORATORY, TUCSON
DUDLEY M. STEELE, PRESIDENT
UNITED AIRPORTS CO. OF CAL.
MULFORD WINSOR, DIRECTOR
DEPT. LIBRARY AND ARCHIVES
STATE OF ARIZONA

Royal R. Rife, R.F.A.A.E.
2500 Chatsworth Blvd.
San Diego, California

Dear Dr. Rife:

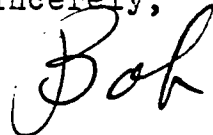
We expect to leave here Saturday in the early afternoon and arrive at the El Cortez in San Diego sometime late Saturday night.

I would like to look over the boat while there and also like to have some time with you and Mrs. Rife discussing the kind of a house you want and the kind of a boat we want - that is for the large boat - in that several are available on the Great Lakes and the east coast.

Will you leave word at the El Cortez where we can find you so we can get together, because I expect you will be out to the boat most of the time.

With best good wishes to you and Mrs. Rife.

Sincerely,



R. E. Solosth.

RES/tr

I came away disappointed and
 when you are personally interested
 in any case, I do not feel I
 could do anything further
 in the emergency in which I
 am at present.
 If I came on again and you
 & I decided to start all over
 again, we should have to make
 first arrangements, independent
 of anything & everything which
 has gone before.
 Kind regards to Mother & family
 Some arrangements.
 I will be there.

RAVENSBORNE
 4181.

27
 1/3
 40

THE GABLES,
 KINGSWOOD ROAD,
 SHORTLANDS.

3-27-40

My dear Dr. H. K.

It seems to me that it would be
 right to drop our action against
 Bevan Rags, Inc. if, in fact, you
 and I feel now against it.
 It was really only to secure a
 termination of our criminal
 Bevan Rags Inc. we prosecuted
 against them and although we
 have spent about £1,000 on
 this matter, we should not like

August-11, 1939
November 9, 1939

My dear Dr. Rife:

This notify that today I have received the shipment of bulbs-- and today only--that was sent to us in August. One of them is broken to pieces and has therefore not been delivered. I do not know if they were insured against breakage, but I have had to pay customs duties on both. We will try out the complete bulb tomorrow and see what are the results.

Always yours,
B. Winter Gonih.

Jan. 29, 1940

My dear Dr. Rife:

I am delighted to get your letter of the 29th ultimo, but regret very sincerely to note that you have broken a rib and have some pluracy. It is very encouraging to know that you and a friend now control Beam Rays. It would indeed be a dream of delight to me if there was now some real progressprospect of carrying through our humanitarian hopes and ideas. Immediately you are satisfied that definite constancy and reliability are assured in your new design of machine, I should indeed be gratified to know. The troubles we have had through Beam Rays with their consequent discouragement, waste of time, efforts and money, have soured us a little. But, speaking personally, I am still hopeful because I know your spirit is indomitable and your intuition clear in its view and scope. If any useful purpose could be achieved by my going to see you, I will make every effort. Thank you for your great kindness for inviting Dr. Ralph Lewis to go and see you. I hope this will eventuate. With our sincere wishes to Mrs. Rife and yourself for health and happiness; prosperity and peace profound, I am ever

Yours sincerely,

B. Winter Gonin.

-March

My dear Dr. Rife:

AMORC

Feb. 3, 1940

I have just heard from the Imporator amore that he has received your very kind invitation to visit him at San Diego. May this prove a very memorable meeting for both of you. Your deep focus lens appears really promising and I have sent word to Mr. Winston Churchill about it, asking him whether he would like to make investigation direct. Perhaps he may through a representative in U.S.A. Please keep me very well informed about your new model Ray machines. The whole trouble about its inconstancy in action may be due to the bulb or the generator don't you think? It would appear that some radiation takes place in the gas in the bulb which becomes inconstant owing to impurities in the gas or action on the metal holding the filaments. Did I tell that of the two replacement bulbs sent me by Beam Rays, one was all smashed up when it arrived? I have received a letter from Dr. Couche under date 1-1-40, saying he is using the old machine and suggesting that it takes two years T.B. or Q., but that the machine is not constant in action. He talks of coming on again to England to enlarge on his ideas of carrying out his original ideas and of bringing over an enlarged machine. I would have much have preferred, in view of my past experience, to have dealt only with you and to have received the new machine from you. You do not tell me how are your
from the private archive of Jimmie Holman & Paul Dorneanu
with sincere good wishes to Mrs.

RAVENSBORNE
4181.

3/
12/
40.

2-3-40

THE GABLES,

KINGSWOOD ROAD,

SHORTLANDS.

My Dear Dr. Rife.

I have just heard from the Emperor AMORE that he has received your very kind invitation to visit you at San Diego. May this prove a very memorable meeting for both of you. Your deep-throat lens appears really promising & I have asked Mr. William Churchill about it asking him whether he would like to make investigation direct. Perhaps he may arrange a repatriation in N.S.A. Please keep me very fully informed about your new model Ray machines. The whole trouble about its incoincidence in action may be due to the bulb & generator, don't you think? It would appear that some oxidation takes place in the gas in the bulb which becomes insubstantial owing to impurities in the gas & action on the metal holding the filaments. But I tell you that of the two replacement bulbs sent me by Beauregard, one was all smashed up when it arrived. I have received a letter from Dr. Conche under date 1.1.40 saying he is making the old machine and suggesting that it takes two parts to cure T.B. & Z. but that the machine is not constant in action.

Mr. Balke of coming on again to England to enlarge on his ideas by carrying out his original ideas & of bringing out an enlarged machine.

I should much have improved, in view of my past experience, to have dealt only with you & to have received the new machine from you.

You do not tell me how on your eyes? Please do so in your next.

With sincere good-wishes to Mrs. Rife & yourself for Peace & Progress.

Yours sincerely,
Sam.

The Young Men's Science Club

EDUCATIONAL AND FRATERNAL

Open Until Nine Each Evening

CLINTON DAVIDSON
Secretary

CECIL HOTEL
SAN DIEGO, CALIF.

Dr. Roy Rife,
Point Loma, Calif.

Feb. 1, 1940.

Dear Sir:-

Some of the men in this club are much interested in the work you have been doing on microscopes and other matters and would like to visit your laboratory some week end or evening and be shown around if you would be so kind as to permit them.

Most of the members of this club are Solar Aircraft Co. employees and some have already had the pleasure of making your acquaintance, including Lester Earnist, Roland Fedders, Chuch Carlial, and Harry Wright.

This club is composed of men who wish to improve their education by making group educational trips to places of outstanding interest and by exchanging ideas among themselves. Several of us live at the Cecil Hotel where my room serves as club headquarters. Also I have a considerable stock of magazines, books, cameras, optical goods, tools, and apparatus that I have placed at the disposal of the members with the hope that the club will grow in size and value.

Thanking you for any visit to your research laboratory that we may have the pleasure of enjoying, I am

Respectfully yours,
Clinton Davidson

1-29-40

RAVENSBORNE
4181.

29/
1/
40

THE GABLES,
KINGSWOOD ROAD,
SHORTLANDS.

My dear Dr. Rife.

I am delighted to get your letter of 29th ult. and regret very sincerely to note you have broken a rib & had some pleurisy. It is very encouraging to know that you & a friend now unite Beam Rays. It would indeed be a dream of delight to me if there was now some real prospect of carrying through our humanitarian hopes & ideas. Immediately you are satisfied that definite consistency & stability are assured in your new design of machine, I should indeed be grateful to know. The troubles we have had through Beam Rays with their constant discouragement, waste of time, effort & money, have soured us all a little.

But, speaking personally, I am still hopeful because I know your spirit is indomitable & your mission clear in its vision & scope. If any useful purpose could be achieved by my going to see you, I would make every effort.

Thank you for your great kindness in inviting Dr. Ralph Lewis to go & see you. I hope this will eventuate.

With our sincere wishes to Mrs. Rife & yourself for health & happiness
properly & Best Regards, I am, Sir, sincerely,
Yours truly,
Paul Dorneanu

short-wave only tentatively .Perhaps that is a wrong designation.

I wonder what they will do in Montreal, over that Fund.

I gather that even in this Province there is almost acrimony over what to do with their share. It is a case of politicians versus clinicians: the former want to make a "noise"; the latter really wish to help the patients., and are prepared to admit the possibility of something coming to light which can supersede radium

Well, I must close now. My wife will never forget her happy visit to La Jolla, and wishes she could have had more time for enjoying more of Mrs Rife's society than our brief visit permitted. She is glad you like the book.

Well, au revoir when the turning wheel may bring us near again!

Yours very sincerely,



O. C. GRUNNER, M.D.
Pathologist
Canada

St. Paul's Hospital

Saskatoon

Sask.

366 UN.
SASKA
366 UNIVERSITY DRIVE
SASKATOON SASK
1-15-40

Dear Dr. Rife,

I nearly crossed your letter; so I am glad I had put off writing as I did, so as to be able to answer yours. I am sorry the small bottle leaked; I found myself without adequate fusing apparatus, and tried to fuse the glass on our gas-stove burner! I will however try again here, though here they have only spirit lamps.

I am quite relieved to know the germ is in your hands; I think you will do more with it than I ever could. Still, there will perhaps be a chance of doing more on it here when I get settled. So far I have it on a plate again, and it is a beautiful coral again. I found they have some rats here (but very poor quarters), so shall try and get some more Susies. Besides I hope to try and get more cultures. I got a case of Sarcoma here a few days ago, but the growth is not satisfactory. Perhaps when Dr. Johnson gets me some X I may succeed. Otherwise I must see about that gas tube you use. (One can't get such tubes filled here; perhaps in Winnipeg; otherwise in Montreal)

We are still waiting for our furniture from Montreal. It has taken a whole month so far! But the Laboratory things were here and as soon as they got me a work-place I began unpacking. So up to the moment, I am not really "going". Meanwhile I earnestly hope you will be enabled to tackle the clinical side adequately. I keep seeing press notices of short-wave work in all sorts of places, and recently one of some doctor in Los Angeles; but none of them have got your key. (I use the word



THE ROSICRUCIAN ORDER

Known as "THE ANCIENT, MYSTIC ORDER ROSAE CRUCIS" throughout the world

A NON-SECTARIAN FRATERNITY DEVOTED TO THE INVESTIGATION AND STUDY OF THE HIGHER PRINCIPLES
OF LIFE AS FOUND EXPRESSED IN MAN AND NATURE

SUPREME TEMPLE FOR NORTH AND SOUTH AMERICA
ROSICRUCIAN PARK SAN JOSE, CALIFORNIA, U.S.A.

January 9, 1940

Dr. Royal R. Rife
708 Electric Building
San Diego, California

Dear Dr. Rife:

I want to thank you kindly for your letter of December 29th inviting me to visit your most interesting laboratory, about which our mutual friend, Dr. E. Winter Gonin, has spoken in such glowing terms.

It was the intention of my father, Dr. H. Spencer Lewis, to visit your laboratory just prior to the serious illness which resulted in his transition on August 2nd, 1939.

Periodically I visit Southern California on business for this organization, and on the occasion of my next visit I will arrange to call upon you. Of course I shall advise you in advance.

Thanking you again for the invitation you extended to me, I am

Yours very sincerely,

Ralph M. Lewis #
IMPERATOR

RML:MJ



A Dr. Doern, of Milwaukee, has claims of a very minute organism, presumably the BX. Have you heard of him? I would like some time to pay him a visit.

Both my wife and I send very best regards to you both, once more expressing our pleasure in the happy memories of our meeting and sending our very best wishes for 1940.

As ever,

O. Cameron Gruner (Signed)

m. D.

PS: We now have a little home of our own. Our son built it.

In all this, you will see that the bacteriophage aspect has not been mentioned. It was a loss that I could not "get" your careful expositions of that subject in relation to the action of BX. Since the memorable occasion of being in your company, so much has flown on in regard to the "phages", and yet so little is the subject a topic of study in the Universities (I think). However, the conception of "mutation," "pleomorphism," "developmental cycles of bacteria" has been uppermost in our thoughts (Dr. Archibald and myself). The battle is between the "monomorphists" and the "pleomorphists." To me, bacteriology is an effete product or dead thing under the current academic view, whereas the other concept not only explains so much that we see in nature, but is actually demonstrated in the microphotographs in the textbooks themselves. It is clear that the authors have never unravelled their own photographs, or else they would see that cocci become bacilli a l l t h e t i m e !

Of course the constant contact with two people who are monomorphists to the core (not having started walking on their own feet yet) has a certain advantage, in causing one to re-scrutinise the observations already made for so long a time. But if one had the company of other viewpoints, what progress might not be made in a few weeks!

Dr. Rife has, of course, the indispensable tool to effect the proofs. To this day the opticians say that what he did cannot be done. The people in London, whom I interviewed last year about it, were very scornful, and brought out the age-old argument about wave-lengths (I think Dr. Archibald quietly is amused at them, too; it is so like the Galileo business). After all, one enlarges a photograph 100 times, and on that big sheet (especially if a transparency) how different everything is. One sees dozens of things one would never have noticed in the original photograph, even with a hand-lens. I do not think an object has to be a millionth of a micron before it can be brought into the concept of "viruses." Disease agents need not be single molecules, or "side-chains." The BX may not be "ultramicroscopic," it is just not seen because the light used does not show it up, as Dr. Rife demonstrated in his laboratory that time. For my part, I think one can see these things IF THEY MOVE with even an ordinary high dry lens, provided the illumination is done right. With the arc light and dry dark-field lens one can demonstrate bodies of seemingly infinite minuteness - as long as they move, by the way they move in the midst of thousands of other larger objects around them.

All this goes to show that I myself support Rife's findings as much as ever. I still think his instrument is of supreme value. But even if it were available in many more places, few there are who will trouble to scrutinise the things they work with. We established that with few exceptions the people who work with viruses never look at their material microscopically; they never look at their tumors except with routine haematoxylin sections; they certainly never examine the living tissue. Even the wonderful cinematograph pictures of the Lewises contain the particles we consider etiological, and they never notice these objects at all - dancing about all over the place, much like BX - but the dance does not interest them!

Well, I must close now. Last summer, when Sir Montagu was back from California - I never had the privilege of seeing him. Emeritus Prof. Porter who was very interested in Rife's technique, has not come in contact with me since over a year ago, though I believe he has had conversation with Dr. Archibald. So I have not had any noteworthy news of you for a very long time. A pal of mine, a graduate of two years, is in Los Angeles Hospital, I suppose - Dr. Henry Morgan. Another, who graduated last June, a Dr. Gratiot, will be interning there next June, I believe. His wife is a Californian. You might like to contact her in regard to our work, and in regard to work in Philadelphia, where she is at present (Ellice Macdonald's place).

more interesting (because most of this is already stereotyped?). The other, chiefly under constant priming from her alma mater, finds it convenient to follow the advice that any positive culture is a contamination, and any tube in which "e-b" are found is exemplifying normal break-down of blood-proteins into particles (though microscopic examination has not previously been made on any such material for her to base such a verdict upon).

That is, almost in essence, where we stand.

For my own part, these alternative interpretations have led me to apply my own tests on my own account, partly in an endeavor to provide a fool-proof means of demonstrating to others what my constant dark-field observations on blood and tissue of cancer cases has consistently shown to occur when the proof of cancer is also provided by the hospital records.

These corroborations - ascribed by some people here as simply coincidences (chance) - have been obtained by the experience of the tumor clinics.

However, other lines of study have come up, especially one I have christened "the Pfeiffer crystallisation test." I wrote a paper on this for the Journal of Laboratory and Clinical Medicine but they rejected it because they said the Pfeiffer test was a bacteriology test, and so no other test must be given that name even though 30 years intervene between the two persons of the same name. A reference to this test appeared in "Life" about a year ago. One of Dr. Archibald's patients drew my attention to it. I then looked it up in the journals and proceeded to work on it. I exhibited this work at the Canadian Medical Meeting last June, and many were much interested. This reaction gives over 80 per cent correct diagnoses for, and 100 per cent correct in non-cancer. We recently had a visit from Dr. Pfeiffer, the originator of the crystallisation method with exact details on the technique, which we are going to rectify - chiefly so that the work can be done in the hospital by someone else (if they decide to appoint a special technician to it.) The chief point is that this test reveals the presence of cancer before a tumor appears, as demonstrated by work on mice (the Bar Harbour strains): you can tell which breed the mouse belongs to (whether cancer-susceptible or cancer-resistant) by testing their blood in this way. The former group give a positive reading a considerable time before the "spontaneous" tumor appears.

On all the cases being studied here, and with the same specimens I am working out an electro-magnetic test, which gives the same results as the Pfeiffer, only I think it is 100 per cent right both ways. I found, and demonstrated to Dr. Pfeiffer, that it is not necessary to actually place the blood into the crystallising solution; it works if the two are placed side by side. Not that one would do his test that way, but it indicates the presence of emanations capable of modifying the crystallisation from without. This work of mine is however "secret" as far as the laboratory goes. As a matter of fact I have to do it at home where the environment is adaptable, whereas in the laboratory there is interference by steel construction, etc. everywhere, besides the audience!

Here again there is the evidence of a constitutional state prior to the appearance of the neoplasm, and strongly present after the disease is declared, right up to the terminus (my blood-morphology readings are very liable to be incorrect in the terminal stages of cancer - a fact which again discredits my work in the eyes of many here).

These new lines do not nullify the BX line by any means. The results have served to maintain my own balance in the face of the antagonistic bacteriological contacts so as not to lose sight of this fundamental aspect of cancer research.

COPY

311 Berwick Avenue
Town of Mount Royal
P. Q., Canada

December 28, 1939

My dear Dr. Johnson:

I promised to write and tell you something about the Research at this end, and am constrained by the Christmas season to fulfil that promise while at the same time conveying very heartiest good wishes for 1940 to Mrs. Johnson and yourself, from us both.

It is perhaps difficult to know where to begin. At different times the question of collaborating with Mr. Rife has been mentioned, but without anything materializing. However, of course the crux of the whole problem is the identification of the "virus," otherwise "BX", not only in itself, but also when admixed with other matter. BX now goes by the name of "elementary bodies." The center of controversy is now in the question of just what these bodies are. I myself consider them to be the same as BX. Well, the subject came up some time ago when Dr. Archibald and myself called upon Rous at the Rockefeller to see the work on the Shope virus and the term "elementary bodies" came up, when I showed my photographs of "my" e-b. He seemed much surprised that I should have found any.

After that, the subject of the Glover organism came up, and we went to Washington to see the work there on that organism, and the claims to have produced cancer in guineapigs with it. After long drawn-out consideration I decided for my part that Glover's ultramicroscopic phase was the same as BX, and "e-b," but of course the question (whether this ultramicroscopic phase can develop into cocci and then bacilli) was a very different one. When in England for a brief visit last year, I was able to have a talk with James Young who had described an organism very like Glover's in 1924, this organism also having an ultramicroscopic phase. His work was much more convincing, having been written up much more distinctly and fully. (He gave up research in 1926.) However, these contacts goaded us to pursue the microbe idea in spite of very outspoken criticisms and despicis on the part of the Bacteriology Department here. The climax came when I published a short paper on using the bacteriological examination of blood for diagnosis. The Department of Public Health at Washington had undergone change of management, and my article apparently upset things very much, as they had just about decided to close down the Glover work as useless.

A Dr. Burton from New Orleans was commissioned to work it all out on behalf of the U. S. State Dept. At the same time a bacteriologist in Columbia University was assigned work on the same problem of blood-culture in cancer cases. (Has since abandoned it.)

About the same time, but earlier by about three weeks, an immunologist was appointed here by Dr. Archibald, and a bacteriologist as well, both trained and approved by the Prof. of Bacteriology, to check up my work, with a strong bias against the existence of any cancer germ at all.

From that time to this, a period of nearly nine months, progress has virtually ceased. The worker I had before, a California lady, who had worked steadily and well prior to this period had left to resume residence in the States; she had had success after about three months' of failure initially. Well, my present colleagues do not have even this. The immunologist has taken to animal research as simpler and

11-26-39

RAVENSBORNE
4181.

26/XI/39

THE GABLES,
KINGSWOOD ROAD,
SHORTLANDS.

My dear Dr. Rife.

You most kindly invited the late W. Spencer Lewis of AMOTC at my request to go to San Diego to have a talk with you. He was looking forward very much to this before he passed on and I know that his son - Mr. Ralph C. Lewis, the present Impersonator - would very warmly welcome the same courtesy if you feel you can extend it.

I know it would be very helpful & ask you to be so good as to send him an invitation.

We get no news of you & am very much hoping & pray that all is well with you & Mrs Rife.

With our kindest regards & remembrances,
I am,

Ever yours sincerely,

B. Winterburn.

BURKE & JAMES

INCORPORATED

REXO AND INGENTO PRODUCTS**PHOTOGRAPHIC APPARATUS AND SUPPLIES**

223-225 W. MADISON STREET - CHICAGO, ILL.

July 8, 1939

Dr. R. R. Rife
708 Electric Building
San Diego, California

Dear Dr. Rife:

I trust that you will recall our very interesting conversation at the Warner Springs pool several weeks ago.

I regret exceedingly that I could not make the call at your laboratory in response to your kind invitation.

However, I am still very much interested in the matter of stereoscopic picture equipment, lenses, etc., and would be very pleased to see samples of work done with this new lens, etc.

I am sending you a copy of our photographic catalog which may be of interest.

With very kindest personal regards, I remain

Cordially yours,

S. W. Mucker

SD:JL

MR B. WINTER GONIN.

WELBECK 3140.

39, Welbeck Street,

W.

3rd July, 1939.

Dr. R. R. Rife,
708, Electric Buildings,
San Diego,
California.

My dear Dr. Rife,

I have received a letter from
Dr. H. Spenser Lewis - Imperator, Amorc.
Posicrucian Park, San Jose, California,
saying how interested he is to hear about
your work, and how pleased he would be to
make your acquaintance and discuss your
work with you.

Would it be possible for you to
invite him to spend a day or two at your
Laboratory?

In view of the enormous prestige of
his Association particularly here and on
the Continent, I think it would be very
good policy - apart from the pleasure
you would have from his personal acquaint-
ance - in extending this invitation to
him. Will you be so good?

With kind regards,
Yours very sincerely,

B. Winter Gonin

RAVENSBORNE
4181.

9/XII/39

THE GABLES,

KINGSWOOD ROAD,

SHORTLANDS.

My dear Dr. Rife

This is to notify that I have
today received the shipment of
bulbs - and 4-day only - that
was sent to me in August.

One of them is broken to pieces
& has, therefore, not been delivered.
I do not know if they were insured
against breakage but I have had
to pay Customs duties on both.
We will try out the complete bulb
to-morrow & see what are the results.
Always yours,
B. Winter Gonin.

SYMBOLS
DL = Day Letter
NL = Night Letter
LC = Deferred Cable
NLT = Cable Night Letter
Ship Radiogram

1201

WESTERN UNION

561

J. C. WILLEVER
FIRST VICE-PRESIDENT

NEWCOMB CARLTON
CHAIRMAN OF THE BOARD

R. B. WHITE
PRESIDENT

The filing time shown in the date line on telegrams and day letters is STANDARD TIME at point of origin. Time of receipt is STANDARD TIME at point of destination.
Received at 341 Plaza, San Diego, Calif. Always Open. Telephone Main 2151

1939 JUN 2 AM 5 52

FA48 CABLE=LONDON 36 2 231P

LC RIFE=

708 ELECTRIC BLDG SANDIEGO (CALIF)=

URGENT PLEASE TRANSFER FROM 750 DOLLARS SENT YOU 525 DOLLARS

ON MY ACCOUNT TO WEINBERGER AND MILLER AS SOON AS
CONVENIENT STOP WILL RETURN THIS SUM BEFORE YOU SAIL=

GONIN.

708 750 525.

MR B. WINTER GONIN.

39, Welbeck Street,
W.

23rd June, 1939.

Dr.R.R.Rife,
708, Electric Buildings,
San Diego,
California.

My dear Dr.Rife,

I understand that you have most kindly sent me a stethoscope, which I will report to you upon, when and if the confounded Customs people give me possession!

Meanwhile, would you be so good as to send me a photograph of the new microscope which you have built for me, as a certain amount of publicity has been called for. *(and written permission to use)*

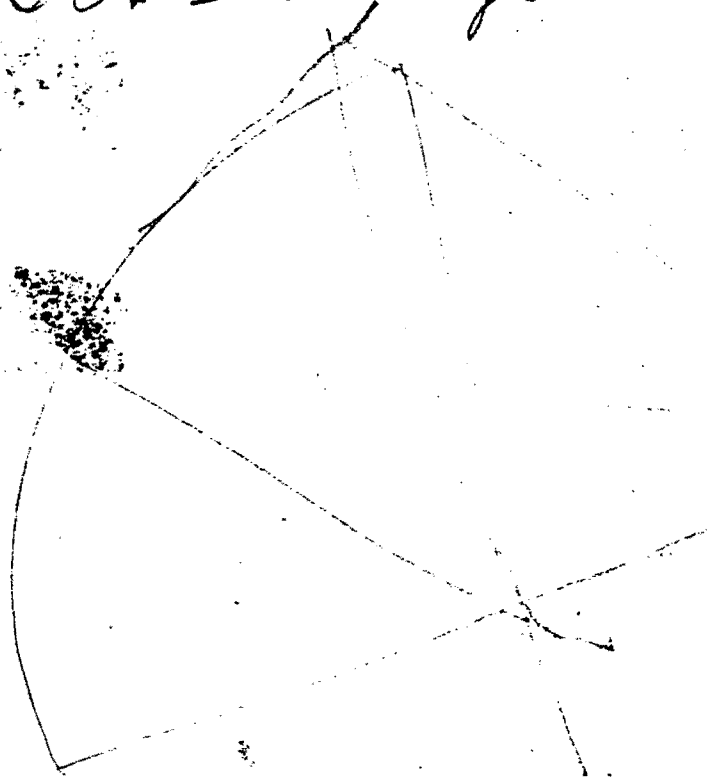
With kindest regards to Mrs.Rife and yourself,
I am,
Yours very sincerely,

B. Winter Gonin.

WELBECK 3140.

The undersigned Wemberger & Miller
 hereby acknowledges the receipt from
 Dr R. R. Rip of the sum of Five hundred
 and twenty-five Dollars (\$525.00)
 in payment for Dr. Bertram W. Young
 on fees and costs owing the
 undersigned. Said sum is received
 in ~~ten~~ ten bank travelers checks
 of fifty dollars each less change
 given June 2, 1937
 Wemberger & Miller
 By E. J. D. Miller

50.00 Henry Limer



(3)

I wouldn't be concerned in the least, but as it is I have many to consider and cannot take any chances.

I was hoping, Mr. Rife, that you might figure out some way that I could make for you and have the salary be paid from England. If you could find some way of making this out I am sure it would be profitable to all concerned.

Please send me your advice as soon as possible to the following address;

HENRY SINNER
c/o C. G. LEAF
ROUTE 5, BOX 144
MT VERNON, WASHINGTON

I will be waiting to hear from you, and hope you will find some solution to the problem.

I explained our cancer theory in relation to the thymus gland

(2)

I couldn't expect you to pay my expenses in America under the circumstances, as the English company refuse to spend any more money until you come over there and start the ball rolling.

I am quite sure Mr. Youin would have agreed to pay me, but I didn't think it was my place to ask him.

In other words, when I arrive in America I will have to have some sort of income. I have been offered a job in Seattle that I can take upon my return. But I don't think I'll be much good in any other line after going through this great experience. My former boss in San Diego is not doing too well according to letters he has written me.

If it were myself alone

(4)
to Dr. Mark Clements, an executive
of the British Medical Ass. He was
very much impressed and advised
us to start work on it at once. We
also have a lot to do on the foot
and mouth virus. I am quite sure
we are on the right trail and
can't wait until we get started.

The situation in England is
very good as far as we are
concerned, and I am sure we
shall be doing a great deal of
work in connection with
the Gordin and his associates.

Please convey our best
wishes to all at the Lab. Many
thanks for the kind regards
and "all the best" to Mrs. Elsie
and yourself.

Please write to me at
Mt Vernon as soon as you
receive this letter, as I will
be there waiting for your letter.

Always yours,
Henry

29th May, 1939

Enward White Star
R.M.S. "Aquitania"

Dear Dr. Rife,

We have one more day
on the sea before docking at
New York on May 30th at 8 AM.
It will be great to get back, and
we are looking forward to
seeing you again.

I have so many things to
tell you when I see you that
it will be a long conference
in the telling.

Dr. Gordin and I decided it
would be best for me to return
so that I may be available to you
if you need me. According to Gordin,
I shall be going to England next
year if you should so desire.

Now, doctor, there is only
one hitch in the situation,
and as usual it is the old
question of money.

CLASS OF SERVICE

This is a full-rate Telegram or Cablegram unless its deferred character is indicated by a suitable symbol above or preceding the address.

WESTERN UNION

1201

SYMBOLS

DL = Day Letter

NL = Night Letter

LC = Deferred Cable

NLT = Cable Night Letter

Ship Radiogram

R. B. WHITE
PRESIDENT

NEWCOMB CARLTON
CHAIRMAN OF THE BOARD

J. C. WILLEVER
FIRST VICE-PRESIDENT

The filing time shown in the date line on telegrams and day letters is STANDARD TIME at point of origin. Time of receipt is STANDARD TIME at point of destination

Received at 341 Plaza, San Diego, Calif. Always Open. Telephone Main 2151

FA8 CABLE= LONDON 12 24/1100A

1939 MAY 24 AM 2 36

LC RIFE=

708 ELECTRIC BLDGS SANDIEGOCALIF=

SINERS SAILING TODAY ON AQUITANIA=

GONIN.

THE COMPANY WILL APPRECIATE SUGGESTIONS FROM ITS PATRONS CONCERNING ITS SERVICE

CLASS OF SERVICE

This is a full-rate Telegram or Cablegram unless its deferred character is indicated by a suitable symbol above or preceding the address.

WESTERN UNION

1201

SYMBOLS

DL = Day Letter
NL = Night Letter
LC = Deferred Cable
NLT = Cable Night Letter
Ship Radiogram

R. B. WHITE
PRESIDENTNEWCOMB CARLTON
CHAIRMAN OF THE BOARDJ. C. WILLEVER
FIRST VICE-PRESIDENT

The filing time shown in the date line on telegrams and day letters is STANDARD TIME at point of origin. Time of receipt is STANDARD TIME at point of destination
Received at 341 Plaza, San Diego, Calif. Always Open. Telephone Main 2151

FA83 CABLE=LONDON 30 18 444P

1939 MAY 18 AM 8 28

LC RIFE=

708 ELECTRIC BLDG SANDIEGO (CALIF)=

PARSONS CABLING FOR INFORMATION STOP PAY NO ATTENTION
STOP PLEASE SEND ALL NECESSARY INFORMATION REGARDING RAY
APPARATUS BY REGISTERED POST TO ME ONLY=

GONIN

CLASS OF SERVICE

This is a full-rate Telegram or Cablegram unless its deferred character is indicated by a suitable symbol above or preceding the address.

WESTERN UNION

1201

SYMBOLS

DL = Day Letter
NL = Night Letter
LC = Deferred Cable
NLT = Cable Night Letter
Ship Radiogram

R. B. WHITE
PRESIDENTNEWCOMB CARLTON
CHAIRMAN OF THE BOARDJ. C. WILLEVER
FIRST VICE-PRESIDENT

The filing time shown in the date line on telegrams and day letters is STANDARD TIME at point of origin. Time of receipt is STANDARD TIME at point of destination
Received at 341 Plaza, San Diego, Calif. Always Open. Telephone Main 2151

FA11 CABLE=LONDON 20 15/1109A

1939 MAY 15 AM 2 5

LC RIFE =

708 ELECTRIC BLDG SANDIEGO (CALIF)=

IMPERATIVE YOU COME IMMEDIATELY ADVISE NO ALTERNATIVE STOP
CABLE GONIN DEFINITE DECISION IMMEDIATELY=

SINER.

708 RIFE SINER.

I am more disappointed than you can imagine for this delay of first my birth certificate and passport, and now these court proceedings of which I can justly assure you I have no control and are entirely to my dislike. The queer part of this whole affair is that I was served with a subpoena just one day before I was supposed to depart for England.

As near as I can understand the Hoyland-vs-Beam Rays trial will not come to court before the middle of next month at the earliest, judging from the court calendar, giving me time to bring the microscope and other material to New York, but not time to go to England and do any good. If you could spare the time and would consider it advisable to come to New York, I could meet you there, and at the same time, possibly enlighten you to some degree on this Beam Rays set-up. I received the money you sent me a few days ago, and it is, at the present moment, reposing peacefully in the bank.

I have not heard from Henry for some weeks, for I presume that he was expecting me on every boat. I do hope your work is progressing nicely, and was much pleased to hear that Henry was able to show Dr. Crofton some filterable forms. I would consider it a favor, if you would extend to Dr. Crofton my invitation to work with me in my laboratory along that line, any time he might desire, and I am quite sure I would be able to show him many things of importance and interest. Also if you at any time have anyone you would wish to send here personally, I would be delighted to show and teach them anything within my humble capabilities.

Hoping this finds you in the best of health and with kindest regards to Mrs. Gonin, yourself, and all of my friends there

Very sincerely yours,

Royal R. Rife
Royal R. Rife

you. As I know for some reason that he has been very adverse to my going over there. He claims to be the primary owner of the whole idea, and has even made statements that he was the one that found all the exact frequencies; and has tried to throw Beam Rays Inc. into bankruptcy, so that he and a bunch of Los Angeles Jew promoters can get the whole thing in their hands. He stands absolutely alone, as there are none of the Board of Directors or Stockholders of the Company that are in discord.

I wrote Mr. Bluett some months ago stating that if you people did not receive the proper data and frequencies, I personally would see that you did receive them, and I can assure you that it will be a fact. Mr. Comparet, the attorney for Beam Rays is getting together with your representative, Mr. Miller in the next day or two, and I am in hopes they will be able to work something out of the whole affair.

The microscope has been ready for some weeks and is dismantled and ready to go into its respective cases. And the motion picture film is all finished, showing the complete method of the isolation of B X, directly from the human tumor, the inoculation of the experimental animal, the removal of the tumor surgically, and the recovery of the B X from the tumor. This film shows the complete interior of the laboratory, this method and technique of bacteriology and filterable virus, and for the first time ever shown electrical frequencies and wave forms on motion picture film. These frequencies are from several types of electrical therapeutic apparatus, and is concluded with frequencies and emanations from the much condemned Abram's Apparatus, proving that there is actually an electrical emanation and true wave form coming from that device.

Royal R. Rife

Dr. B. Winter Gonin
39 Welbeck St.--W.
London, England

708 Electric Bldg.
San Diego, Calif.
May 14, 1939

My Dear Dr. Gonin:

I called yesterday on Mr. Miller of Weinberger & Miller and had quite a chat with him, and will see him again within a day or so. He informed me that he had written you explaining that it was not anything to do with your case against Beam Rays Inc., that I was subpoenaed.

We have one decided "fly in the ointment;" and if that individual had have done the proper and right thing, there would have been no trouble in any way.

I spoke only Friday Evening to a Mr. John Chamblin, a radio man now connected with Beam Rays Inc., about the redesign and building of a device according to the old original Rife Ray principles; as the present instrument has been so deviated away from that old principle that it is nowhere near the same.

I know nothing about the experimental machines you have, as I was never even asked to see them or to pass on them in any way before they were shipped to you. But Henry stated in one of his last letters that he had tried one of them on a culture of his bacteria and it had failed to do the work. I would consider from that, that those devices which you have are merely working on a harmonic and not a true frequency; and in our research on electronics, we definitely know that there is no possible way of controlling electrical harmonics of a frequency.

Royal Rife

I have been ready to come to England for some time. I have all my papers, birth certificates, and passport, and even had my reservations made, which of course I had to cancel after I was subpoenaed as a witness for the Hoyland-vs-Beam Rays Inc. trial. What he expects to gain by subpoenaing me as a witness I do not know, unless it is to prevent me from getting over there and talking with

CLASS OF SERVICE
This is a full-rate Telegram or Cablegram unless its deferred character is indicated by a suitable symbol above or preceding the address.

WESTERN UNION

1201

SYMBOLS
DL=Day Letter
NL=Night Letter
LC=Deferred Cable
NLT=Cable Night Letter
Ship Radiogram

R. B. WHITE
PRESIDENT

NEWCOMB CARLTON
CHAIRMAN OF THE BOARD

J. C. WILLEVER
FIRST VICE-PRESIDENT

The filing time shown in the date line on telegrams and day letters is STANDARD TIME at point of origin. Time of receipt is STANDARD TIME at point of destination

Received at 341 Plaza, San Diego, Calif. Always Open. Telephone Main 2151

1939 MAY 5 AM 3 22

FA3 CABLE=LONDON 21 5/1152A

LC RIFE=

708 ELECTRIC BLDG SANDIEGOCALIF=

OUR SUIT AGAINST BEAMRAY DOES NOT CONCERN YOU PLEASE SEE
WEINBERGER AND COME HERE=

GONIN.

708.

CLASS OF SERVICE
This is a full-rate Telegram or Cablegram unless its deferred character is indicated by a suitable symbol above or preceding the address.

WESTERN UNION

1201

SYMBOLS
DL=Day Letter
NL=Night Letter
LC=Deferred Cable
NLT=Cable Night Letter
Ship Radiogram

R. B. WHITE
PRESIDENT

NEWCOMB CARLTON
CHAIRMAN OF THE BOARD

J. C. WILLEVER
FIRST VICE-PRESIDENT

The filing time shown in the date line on telegrams and day letters is STANDARD TIME at point of origin. Time of receipt is STANDARD TIME at point of destination

Received at 341 Plaza, San Diego, Calif. Always Open. Telephone Main 2151

1939 MAY 4 AM 7 34

FA63 CABLE=LONDON 31 4 343P

LC RIFE=

708 ELECTRIC BLDG SANDIEGO (CALIF)=

SINER ADVISES YOU LEAVE IMMEDIATELY FOR NEWYORK WITH
MICROSCOPE AND PERSONAL PAPERS STOP REGISTER HOTEL MCALPINE
AND CALL FOR LETTER OF INSTRUCTION AIRMAILED TODAY.

GONIN.

GONIN. 708.

CLASS OF SERVICE
This is a full-rate Telegram or Cablegram unless its deferred character is indicated by a suitable symbol above or preceding the address.

WESTERN UNION

1201

R. B. WHITE
PRESIDENT

NEWCOMB CARLTON
CHAIRMAN OF THE BOARD

J. C. WILLEVER
FIRST VICE-PRESIDENT

SYMBOLS
DL = Day Letter
NL = Night Letter
LC = Deferred Cable
NLT = Cable Night Letter
Ship Radiogram

The filing time shown in the date line on telegrams and day letters is STANDARD TIME at point of origin. Time of receipt is STANDARD TIME at point of destination

Received at

FA16 CABLE=LONDON 24 3 1212P

LC RIFE=

708 ELECTRIC BUILDING SANDIEGO (CALIF)=

YOUR LETTER OF TWENTYTHIRD RECEIVED STOP RECOMMEND YOU
OBTAIN TWO CERTIFIED BIRTH CERTIFICATES AND POST ONE HERE=
GONIN.

5-3-39

039 MAY 3 AM 4 16

CLASS OF SERVICE
This is a full-rate Telegram or Cablegram unless its deferred character is indicated by a suitable symbol above or preceding the address.

WESTERN UNION

1201

R. B. WHITE
PRESIDENT

NEWCOMB CARLTON
CHAIRMAN OF THE BOARD

J. C. WILLEVER
FIRST VICE-PRESIDENT

SYMBOLS
DL = Day Letter
NL = Night Letter
LC = Deferred Cable
NLT = Cable Night Letter
Ship Radiogram

The filing time shown in the date line on telegrams and day letters is STANDARD TIME at point of origin. Time of receipt is STANDARD TIME at point of destination

Received at 341 Plaza, San Diego, Calif. Always Open. Telephone Main 2151

FA55 CABLE=LONDON 10 24 249P

LC RIFE=

708 ELECTRIC BLDGS SANDIEGO (CALIF)=

AIRMAILED 750 TODAY=

GONIN.

B, WINTER GONIN M. D.

708 750 GONIN.

039 APR 24 AM 6 28

CLASS OF SERVICE

This is a full-rate Telegram or Cablegram unless its deferred character is indicated by a suitable symbol above or preceding the address.

WESTERN UNION

1201

SYMBOLS

DL = Day Letter

NL = Night Letter

LC = Deferred Cable

NLT = Cable Night Letter

Ship Radiogram

R. B. WHITE
PRESIDENTNEWCOMB CARLTON
CHAIRMAN OF THE BOARDJ. C. WILLEVER
FIRST VICE-PRESIDENT

The filing time shown in the date line on telegrams and day letters is STANDARD TIME at point of origin. Time of receipt is STANDARD TIME at point of destination

Received at 341 Plaza, San Diego, Calif. Always Open. Telephone Main 2151

FA2 23 NL=MOUNTVERNON WASH 5

1939 JUN 6 AM 12 15

R R RIFE=

708 ELECTRIC BLDG SANDIEGO CALIF=

WIRE IF POSSIBLE I MAY HAVE TO DAYS REST STOP OTHERWISE

WILL LEAVE FOR SANDIEGO IMMEDIATELY STOP DEPEND ON MY

COMPLETE COOPERATION STOP=

HENRY.

CLASS OF SERVICE

This is a full-rate Telegram or Cablegram unless its deferred character is indicated by a suitable symbol above or preceding the address.

WESTERN UNION

1201

SYMBOLS

DL = Day Letter

NL = Night Letter

LC = Deferred Cable

NLT = Cable Night Letter

Ship Radiogram

R. B. WHITE
PRESIDENTNEWCOMB CARLTON
CHAIRMAN OF THE BOARDJ. C. WILLEVER
FIRST VICE-PRESIDENT

The filing time shown in the date line on telegrams and day letters is STANDARD TIME at point of origin. Time of receipt is STANDARD TIME at point of destination

Received at 341 Plaza, San Diego, Calif. Always Open. Telephone Main 2151

FA6 CABLE=LONDON 18 21/1030A

1939 APR 21 AM 2 10

LC RIFE=

708 ELECTRIC BLDG SANDIEGO (CALIF)=

YOUR LAST LETTER RECEIVED THIS MORNING WHERE SHALL I

TELEGRAPH MONEY=

GONIN.

708 VONIN.

WELBECK 340.

39. WELBECK STREET,
W.

17th March, 1939

Dr. R. R. Rife,
708, Electric Building,
San Diego,
California.

My dear Dr. Rife,

I am very pleased to be able to advise you that you have been invited by the Royal Society of Medicine to address them on Monday, May the 15th next. This means I suppose, that you ought to be in England by the end of April at the latest.

The Society has excellent projectors; 16 mm and 35 mm, and also a silver sheet, which may perhaps save you the trouble of bringing your own. They are also well supplied with epidiascopes etc, and will invite representatives of scientific schools of thought themselves, which means to say that I shall have nothing to do with the choice of an audience, but that the audience will be chosen by them.

You will also be expected to furnish your lecture notes in full, so that it may be printed beforehand, necessitating only the headlines for discussion at the lecture.

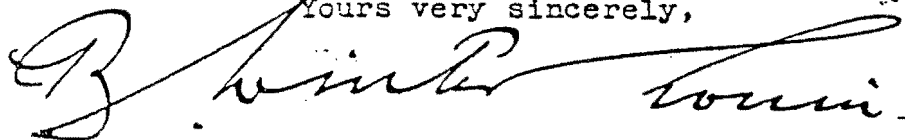
I hope that this will mean that you will be invited to address other audiences in England and on the Continent.

Presumably you will give all necessary instructions to Mr. Siner, so that everything may be prepared for you by the time you arrive.

My wife and I hope that you will give us the pleasure of putting you up, so that we can insure a certain amount of rest and comfort to you, and privacy. I need hardly add that it will be a supreme pleasure to us to have the opportunity of renewing and consolidating our very happy acquaintance.

With kind regards to Mrs. Rife and yourself,
I am,

Yours very sincerely,



containing sterilized beef brood. From a twenty four hour growth we picked off several colonies and planted them in Beef Broth of varying hydrogen-ion-concentration. From these broth subcultures we inoculated tubes of "K" and found that the bacillus will only go into its filterable form if the primary broth culture is of PH 8.2. When will these scientists realize that culturing conditions (according to your method) are all important if bacteriology is to be classified as a science? In other words we have produced, artificially, the conditions of environment encountered by Crofton's bacillus during it's invasion of living animal tissue.


I need not emphasize the fact that Dr. Crofton is dying to meet you. He plans to get information from you about your technique that I refused to give him. My reason, of course, for with-holding the data is because I do not feel qualified to give out information that has taken you years to aquire. If Dr. Crofton finds out what he wants to ^{now} ~~you~~ he will be compelled to get the information direct from you.

Last night we attended a lecture given by Capt. Knowles who is the father of Denis (the young man connected with this laboratory). Dr. Gonin was chairman and we enjoyed the talk very much. We met Capt. Knowles after the meeting and he and his wife invited us over for dinner this coming Friday. They are very lovely people. By the way, we also met Lord and Lady Newns at the lecture. These are the first titled people we have met so far and they were very charming and congenial. Both of them are coming over to the lab next week to see your microscope. We also had the pleasure of meeting several other very fine people and our social calander is begining to look like something. It has been necessary for me to discard my usual slang and really get down to speaking English. If I hang around here much longer this polish may go right down through the plating and then I'll be in a devil of a fix. Our newly aquired acquaintances have been taking us around the town. We have invitations to a high class Hunt Ball (we also have one for you) which takes place next month. I hope you are here by then so that you can go with us to this swanky affair. I always wanted to see one of those "guys" in the red coat and funny looking cap. I think they are called the Master of the Hunt. I understand the Master is generally a rich gent who must put up a lot of cash before he can accept the position. They pay all expenses of the hunts with this money. It may be an old English custom, but it looks like a racket to me.

I trust that all of our associates in San Diego are getting along nicely, and Marge joins me in requesting that you convey our sincere regards to each of them, individually and collectively. Also, please give Mrs. Rife our extra special greetings.

Hoping this finds you enjoying the best of health, and anticipating the pleasure of seeing you in the very near future, I remain,

as always,



P.S.
Mr. Blumett was just over,
is now much anxious to hear
when you will be back.
from the private archive of Jimmie Holman & Paul Dorneanu

(PAGE TWO)

Dr. R.R. Rife;

We plated out his agar culture on Beef Infusion Agar containing citrated beef blood. From a twenty four hour growth we picked off several colonies and planted them in Beef Broth of varying hydrogen-ion-concentration. From these broth subcultures we inoculated tubes of "K" and found that the bacillus will only go into its filterable form if the primary broth culture is of PH 8.2. When will these scientists realize that culturing conditions (according to your method) are all important if bacteriology is to be classified as a science? In other words we have produced, artificially, the conditions of environment encountered by Crofton's bacillus during it's invasion of living animal tissue.

I need not emphasize the fact that Dr. Crofton is dying to meet you. He plans to get information from you about your technique that I refused to give him. My reason, of course, for with-holding the data is because I do not feel qualified to give out information that has taken you years to acquire. If Dr. Crofton finds out what he wants to ~~you~~^{now} he will be compelled to get the information direct from you.

Last night we attended a lecture given by Capt. Knowles who is the father of Denis (the young man connected with this laboratory). Dr. Gonin was chairman and we enjoyed the talk very much. We met Capt. Knowles after the meeting and he and his wife invited us over for dinner this coming Friday. They are very lovely people. By the way, we also met Lord and Lady Newns at the lecture. These are the first titled people we have met so far and they were very charming and congenial. Both of them are coming over to the lab next week to see your microscope. We also had the pleasure of meeting several other very fine people and our social calander is beginning to look like something. It has been necessary for me to discard my usual slang and really get down to speaking English. If I hang around here much longer this polish may go right down through the plating and then I'll be in a devil of a fix. Our newly acquired acquaintances have been taking us around the town. We have invitations to a high class Hunt Ball (we also have one for you) which takes place next month. I hope you are here by then so that you can go with us to this swanky affair. I always wanted to see one of those "guys" in the red coat and funny looking cap. I think they are called the Master of the Hunt. I understand the Master is generally a rich gent who must put up a lot of cash before he can accept the position. They pay all expenses of the hunts with this money. It may be an old English custom, but it looks like a racket to me.

I trust that all of our associates in San Diego are getting along nicely, and I ~~large~~ joins me in requesting that you convey our sincere regards to each of them, individually and collect-

most important topic among us. I presume your answer to my last letter must be in the mails and we shall know when to expect you when your letter arrives. I assure you that a royal reception is awaiting you and that you will be given every consideration by Dr. Gonin. Contrary to reports we received in San Diego, I find Dr. Gonin a man of honor and worthy of our trust and confidence. I regret that I cannot at this time say the same for Mr. Parsons.

Dr. Gonin and I had an extra special conference yesterday and I heard things that opened my eyes and confirmed the suspicions I had of Mr. Parsons. It seems that said Parsons is making every effort to gain complete control of this organization. Although he is quite adept at subterfuge, he has failed miserably in pulling the wool over Dr. Gonin's eyes. Mr. Parsons has formally protested Dr. Gonin's action in protecting your interests here. In reply to this protest, Dr. Gonin has announced his intention to withdraw from the organization if the terms for your protection are interfered with in any way.

Mr. Parsons has also suggested that I ~~should~~ be given a small part in this show so that I may be useful but at the same time kept in the background where I will be entirely ignorant of what is going on. It might surprise Mr. Parsons if he knew that I savvy considerably more about his precious secrets than he would ever think possible.

I make this report to you not only because it is my duty to do so as your representative here, but also because I have been instructed to give you this information by none other than Dr. Gonin. Please consider, carefully, the following points. Parsons is using an apparatus similar to the old Abrahms Diagnostic outfit which consists of a Wheatstone Bridge together with a mad tangle of electrical gear. He claims that this rig is capable of determining what ails a patient, of classifying the causative organism in an infection, of finding the correct MOR, and God knows what not. This so called "masterpiece" of electrical ingenuity has been veiled in a cloak of mystery and is being used by friend Parsons as a whip to gain his position in this organization. What you have forgotten about this type of apparatus, Parsons will never know. In my opinion, Parsons is aware of this fact, and therefore has decided to keep his instrument in the background so that you cannot expose his game when you reach England.

Dr. Gonin is very much concerned with this state of affairs. I can appreciate his position, and agree with him that you are the one to save the day here. This organization is looking to you for advice and assistance in this problem. These are the facts as they appear to me. I know you will study them carefully and have an answer to the difficulty when you arrive here.

Dr. Crofton, the gentleman whose book you have, is up in the air about the virus we isolated from his Foot and Mouth bacillus. He claims that we have provided him with the missing link he has sought ~~after~~ for years and that we are answers to his prayers, and I can't begin to tell you what else. His bacillus is non motile, gram negative, and in my opinion belongs to the soil group. It grows on any media and from room temperature to 50 degrees C.

15th March 1939
17 Kelsey Park Road
Beckenham, Kent England.

Dr. R R Rife
Rife Research Laboratories
Point Loma, California USA

Dear Dr. Rife;

When are you coming ? that question seems to be the most important topic among us. I presume your answer to my last letter must be in the mails and we shall know when to expect you when your letter arrives. I assure you that a royal reception is awaiting you and that you will be given every consideration by Dr. Gonin. Contrary to reports we received in San Diego, I find Dr. Gonin a man of honor and worthy of our trust and confidence. I regret that I cannot at this time say the same for Mr. Parsons.

Dr. Gonin and I had an extra special conference yesterday and I heard things that opened my eyes and confirmed the suspicions I had of Mr. Parsons. It seems that said Parsons is making every effort to gain complete control of this organization. Although he is quite adept at subterfuge, he has failed miserably in pulling the wool over Dr. Gonin's eyes. Mr. Parsons has formally protested Dr. Gonin's action in protecting your interests here. In reply to this protest, Dr. Gonin has announced his intention to withdraw from the organization if the terms for your protection are interfered with in any way.

Mr. Parsons has also suggested that I ~~should~~ be given a small part in this show so that I may be useful but at the same time kept in the background where I will be entirely ignorant of what is going on. It might surprise Mr. Parsons if he knew that I savvy considerably more about his precious secrets than he would ever think possible.

I make this report to you not only because it is my duty to do so as your representative here, but also because I have been instructed to give you this information by none other than Dr. Gonin. Please consider, carefully, the following points. Parsons is using an apparatus similar to the old Abrahms Diagnostic outfit which consists of a Wheatstone Bridge together with a mad tangle of electrical gear. He claims that this rig is capable of determining what ails a patient, of classifying the causative organism in an infection, of finding the correct MOR, and God knows what not. This so called "masterpiece" of electrical ingenuity has been veiled in a cloak of mystery and is being used by friend Parsons as a whip to gain his position in this organization. What you have forgotten about this type of apparatus, Parsons will never know. In my opinion, Parsons is aware of this fact, and therefore has decided to keep his instrument in the

from the private archive of Jimmie Holman & Paul Dorneanu

(TWO)

Last week Dr. Crofton gave me a culture of his foot and mouth bacillus to work on. I ran it through "K" and the filtrate was loaded with the virus. This work pleased him so much that he is after me night and day to carry on other experiments for him. He is finishing a new book and is saving a chapter for our work. I was hoping I would interest Dr. Crofton, but I never expected such overwhelming enthusiasm on his part. Anyway we don't need to punch the "no sale" button as far as he is concerned.

We had a little set-back at the lab because the chemical supply house gave us the wrong instructions for balancing the PH of our media. However this is all explained in the reports that will follow.

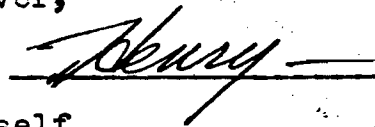
Monday night we are being visited by a big noise who is connected with the Royal Treasury. Dr. Gonin wants him impressed, and impressed he shall be(I hope).

There is a lot of GOOD NEWS that I have to tell you about the future plans for us, but I will wait until I see you. These gentlemen have anticipated our every thought and are ready and willing to do all the things we were going to ask them about. So far so good.

Now, P L E A S E, doctor, let us know by return AIR MAIL or CABLE about when you expect to be here. I am asked this question every day and hope you will cooperate by putting their minds at rest on that point.

Hoping to hear from you S O O N I am,

as ever,



P.S. Best regards from Marge and myself to Mrs. Rife and all our friends.

-H-

4th March 1939
17 Kelsey Park Rd
Beckenham, Kent
England

Dr. Royal R. Rife
708 Electric Bldg.
San Diego, Calif

Dear Dr. Rife;

Dr. Gonin and I had a long talk yesterday in regard to your coming over. The subject was very delicate in that it concerned finances for your trip and the doctor had a difficult time in getting his message over. He asked if I would take the responsibility of making plans with you as far as your coming here is concerned. He stated that your character is such that he cannot talk about money "cold turkey" like he could with the ordinary person who thinks in terms of "how much". Dr. Gonin assured me that any terms you suggest are agreeable with him and so I think you had better figure out what you will need to come over here on and let me know immediately so that I can give this information to Dr. Gonin. Or, you could send this information direct to Dr. Gonin if you would rather do so. But it is very important to send him this information as soon as possible as they hope you will be here by April 15th.

I think it would be a good idea for you to bring the stethoscopes along with you as well as any other of your inventions that you care to put on the market. Dr. Gonin seemed very interested in emphasizing this.

Also would advise bringing some "K" with you as they are going to need a lot of it at the rate they are going.

I will write you again in a few days and send you the reports for last week. As I am sending this air mail I will not enclose the reports at this time as they are rather bulky.

Dr. Crofton, the gentleman who wrote the book we were interested in, has been after me every day. I explained our work to him and to say that he is 100% for us is putting it very mild. Dr. Crofton has already offered me a position in his laboratories under your direction and has practically turned over his staff of 16 technicians for our use as well as his laboratories.

can be assumed that they are ready for transfer into K media.
"K" medium is prepared as follows:

- a. Place 0.2 gm of "K" into each test tube ($\frac{1}{2}$ "x5")
- b. Fill test tubes half-way with TYRODE SOLUTION
- c. Sterilize in autoclave at 15 lbs. for 15 minutes,
after plugging with tight cotton-wool stoppers.

It is important to incubate the media for 24 hours before inoculation to be sure it is sterile.

Use three or more loop-fulls of a 24 hour culture for inoculating "K".

4. Transplants in "K" should be incubated for at least 48 hours before being removed from the incubator. If a good growth is evident by clouding of the media at this point remove and prepare for filtration. If not, allow 48 hours more for growth to appear. If growth does not appear in one week from time of inoculation, start over from step one.

Filtration:

- a. prepare three filtering apparatus by autoclaving for at least 20 minutes at 15 lbs. pressure. Only new Berkefeld candle filters (W) should be used.
 - b. dilute culture with five times it's volume of sterile, normal saline. Transfer to an appropriate sterile test tube and proceed with filtration using two inches of vacuum. At no time can the pressure be increased.
 - c. repeat process until first filtrate has been twice filtered using sterile apparatus each time.
5. Fill "Wright's" capillaries with the triple filtrate and store in ice chest, leaving one at room temp. for further study.
 6. Make a hanging drop slide of the filtrate and examine under the ordinary microscope at 1,000 diameters. No bacteria should be visible at this stage.
 7. Place three drops of the filtrate into a tube of "K" and incubate at 37° C. for 24 hours.
 8. Make the following examinations of the 24 hour culture;
 - a. study a hanging drop slide of the filtrate under an ordinary microscope at 1,000 diam. to make sure the filtrate is not contaminated.
 - b. after consulting the Rife table for the "refractory index" of the organism, place slide under Rife Microscope at 8,000 diam. and set wedge-shaped prisms so that the proper monochromatic beam is coming through.
 - c. at this stage the virus should appear in the field providing the preparation has been carefully made.

(con't)

1st March 1939

The entire day was occupied in making culture media.

We have on hand the following:

24 tubes Beef Infusion Broth PH 7.6
350 cc " " " " "

24 tubes Nutrient Broth (Bact) PH 7.6
350 cc " " " " "

6 P.M.

A transplant was made of the Foot & Mouth bacillus into Beef Agar Slant.

The virus transplants in "K" (from Rife) are still negative for growth.

2nd March 1939

The cultures received by us on 14th Feb. from Dr. Scott-Wilson and Dr. Parsons have all been examined:

The characteristics of most of the organisms are acceptable from the standpoint of the Rife technique.

Each of the acceptable varieties shall be transplanted into Medium "K" (using the Rife technique) and the filtrates of the transplants studied for viruses.

METHOD USED BY RIFE FOR THE CULTIVATION OF FILTER PASSING VIRUS

1. The culture under examination is studied for stability. If pleomorphic forms are found in excess, the culture is not acceptable. The PH of the medium must be the optimum for the organisms under examination.
2. After it has been demonstrated conclusively that the culture is pure, the culture is thrice plated; the second from the first, and the third from the second. It is important at this stage to study each transplant. If a contamination is found or if pleomorphic phorms are seen it is neccary to start over at Step One.
3. If the organisms remaind constant through the third plating, it
(con't.)

GABLES LABORATORY

28th February 1939

9:30 A.M.

500 cc of Beef Infusion Broth was prepared with peptone and Na Cl in usual proportions.

During the process of adjusting the re-action of the media it was noted that color tones in the media undergoing adjustment differed considerably in body from the color shades of the standard tubes. Further investigation proved that our instructions for use of the phenol-red indicator (given us by someone connected with Baird & Tatlock) were not correct.

NOTE: The following is copied from the Baird & Tatlock invoice on which the Phenol-red was billed:.....

Order No. 11281/222.39

22.2.39

50 cc. PHENOL RED INDICATOR. 02%

Kindly note:

For use add 0.1 cc of indicator to 10.0 cc of the liquid under examination.

The proper amount of indicator to be added to the liquid under examination is 0.5 cc instead of 0.1 cc. This correct information was given us by the Chemist connected with Baird & Tatlock.

Of course this error on the part of Baird & Tatlock has set us back considerably in our work, as all culture media must be re-adjusted.

A full report of this difficulty must be made to Baird & Tatlock immediately.

The following experiments were started to check the results obtained with the foot and mouth virus.

5:P.M. : A transplant was made on Beef Agar of the original slant rec'd from Dr. Crofton. This shall be checked and plated (three times in all) before transferring to "K".

The transplants of viruses (nos. 48, 37, 38, 29, 50) into K media are negative for growth (6:P.M.)

CABLES LABORATORY

27th February 1939

The following bacteriological examinations were made:

1. Mycobacterium Tuberculosis Hominum (S-W) original slant

The appearance of the colonies on the slant is typical of T.B. A Ziehl-Neelsen stained slide showed (microscopically) the typical, acid-fast, rods.

2. Bacterium Influenzae (S-W) original slant

The slant seemed to be "chocolate-agar" and it was difficult to study the character of the colonies.

MICROSCOPIC.....UNSTAINED: non-motile, cocco-bacilli, and occasional thread forms were seen.

STAINED: all organisms on slide gram negative.

3. Streptococcus Rheumaticus (S-W) see previous examinations

A bile-medium test was carried out and lysis was not produced. This indicates that the organisms are not Pneumococci, and may be classified as Strep. This was the second bile test (as a check).

4. Streptococcus Lactis (Par) original slant

This organism was studied for morphology and staining re-action only and found to be of strep morphology and gram positive. The pathogenicity of this organism is questioned by Rife and his workers. Further experimentation on Strep Lactis shall not be carried out.

5. Streptococcus Faecalis (Par) original slant

This is another organism of doubtful pathogenicity and is sometimes known as the Enterococcus. At the present no further work shall be done on this organism.

The following viruses (in ampules from the Rife Laboratories) were transplanted into medium "K".

No. 48.....B. "X"	No. 29.....Poliomyelitis (from Strep)
37.....B. Coli	50.....Hydrophobia (from "negri
38.....B. Typhosum	bodies")

STAINED: ^{from the private archive of Jimmie Holman & Paul Dorneanu} The organisms were irregular in taking the gram stain. Many involution forms were seen, and most were gram pos.

A subculture was made on Loeffler's blood-serum media.
A " " " in medium "K".

6:00 P.M.

A subculture was made into medium "K" of the thrice-plated slant of foot and mouth (Croften), and incubated at 37'C at 6 P.M.

25th Feb. 1939

9:30 A.M.

An examination of the B. Typh. Cultures containing the phenol indicator proved that this method of checking PH is not satisfactory. The same was true of the culture containing Phenolphthalein. The organisms were definitely affected by the indicators.

After discussing the problem with Dr. Parsons it was decided that a PH meter would prove most satisfactory. Mr. Howard is investigating the location of materials and shall submit a report on the matter before the end of the week.

This afternoon plans were made with Dr. Parsons and Mr. Howard in regard to fitting up the electrical room. Work shall start on Tuesday, and it is hoped that the electrical department shall be ready for service at the beginning of next week.

5:00 P.M.

A VIRUS WAS RECOVERED IN MEDIUM "K" OF DR. CROFTEN'S CULTURE OF FOOT & MOUTH. The media was turbid with growth and microscopic examination (Leitz microscope) at 1,000 diam. showed the same type of bacilli seen in other cultures. The culture in "K" was then diluted with five times it's volume of sterile distilled water and then passed through a berkefeld "w" filter using 2" of (mercury) vaccum. An examination was made of the filtrate (Leitz microscope) at 1,000 diam. and no organisms could be found, even thoth an extensive search for them was made in over one hundred filds of the hanging drop. The same slide was examined with the Rife microscope at 8,000 diam., and when the prisms were set at "X", each fiold was loaded with highly motile elongated granules. It shall be necessary to inoculate the filatrate into susceptible animals and the results shall establish the status of this virus. A subculture was made of the filtrate into "K" medium (6:30 P.M.) and incubated at 37'C.

(con't on following page)

7.

(con't Feb. 23, 1939)

TO BE TESTED: Corynebacterium Diptheriae
Bacterium Influenzae (Pfeiffer)
Mycobacterium Tuberculosis Hominum
Streptococcus Rheumaticus
Streptococcus Lactis
Streptococcus Faecalis

24th Feb. 1939

The MOR experiments depend a great deal for results upon the hydrogen-ion-concentration of the media. It has been demonstrated that the slightest change in the reaction of the media effects a corresponding change in the metabolism of the organism. Since organisms of different metabolism react to different vibratory rates, the necessity for absolute control of PH in media is clearly indicated.

The entire morning was devoted to the study of indicators and a technique incorporating the proper indicator in media so that any change in re-action can be noted. (during growth of organisms)

The following tests were made:

1. 10 cc of Beef-Dextrose Broth, of PH 7.6 (containing one drop of Phenol Red indicator) was inoculated with three drops Bacterium Typhosum and incubated at 37°C.
2. 10 cc of Beef Dextrose Broth, of PH 7.6, (containing one drop of phenolphthalein indicator) was inoculated with three drops Bacterium Typhosum and incubated at 37°C.

Control tubes were made of the above containing all except the typhoid organisms and also incubated with the others.

It is hoped that the amount of Phenol in the media will not affect the growth of the organisms, and that the production of acid by the B. Typhosum shall clear the media.

The culture of Corynebacterium Diptheriae (S-W) on Loeffler's Slant was studied as follows:

UNSTAINED: characteristic, non-motile, bacilli with rounded ends were seen. The irregularity of shape and form and the numerous degenerative forms indicate the probability that the organisms are true diptheriae bacilli.

4. Pneumococcus (S-W) both subcultures examined
BEEF INFUSION BROTH: negative for growth.
BEEF-DEXTRORSE BROTH: negative for growth.
The PH of the media was checked and found to be below PH 6.4
Since Pneumococci require a PH of 7.8 it was necessary to
re-adjust the media by colorimetric method.

3:30 P.M.

Dr. Parsons and Mr. Howard arrived and immediately commenced setting up the apparatus.
All six cultures of Staph. Pyo. Aur. (transplanted yesterday) were examined. The media was turbid with growth, and microscopic examination showed organisms typically Staph. The experiment on MOR was a decided failure today since no effect on the organisms could be seen in hanging drop. Several different settings were tried with the same negative results. A test on Staph Albus (which was definitely destroyed by setting "X" on 18th Feb.) was tried with negative results. Upon further examination it was found that the apparatus had suffered a jolt in transit and was definitely out of adjustment. Experimentation was stopped at 8 P.M. The above mentioned (6) cultures of Staph Aur. were destroyed by autoclaving at 20 pounds pressure for 25 minutes.

23rd Feb. 1939

CALLED ON BAIRD & TATLOCK TODAY IN REGARD TO FILTER APPARATUS. SELECTED MATERIALS WITH WHICH TO CONSTRUCT AN APPROPRIATE APPARATUS... RETURNED TO LABORATORY AT 3: P.M.

THE APPARATUS WAS SET UP AND FOUND TO ANSWER THE PURPOSE ADMIRABLY.

4:00 P.M.

Re-adjusted PH of Nutrient-Dextrose Broth to PH 7.6.

5:00 P.M.

An inventory was tanken (of all organisms on hand) which shows as follows:

IN PURE CULTURE:	Staph. Pyo. Albus (Beef Infusion Broth)		
	Staph. Pyo. Aur.	"	"
	Bacterium Typhosum	"	"
	Bacterium Coli-Commune	"	"
	Strep. Pyo.	(Beef-Dextrose Broth)	
	Strep. Vir.	"	"
	Dip. Pneumoniae	"	"

(con't)

5. (con't from 21st of Feb. 1939)

The culture of "foot and mouth" was plated again for the third time and should be ready for transfer into medium "K" tomorrow at this time (6 P.M.)

Six tubes of Staph. Pyo. Aur. were prepared as transplants of the broth culture of this organism made on 15th Feb. These were incubated (6 P.M.) at 37.C., and shall be used for tests on MOR tomorrow at 2 P.M. using Dr. Parson's apparatus.

22nd February 1939

10 AM

Dr. Desch visited the laboratory and was shown the Rife Microscope. The Doctor was here until 12:30 P.M.

1:00 P.M.

The following bacteriological examinations were made of yesterday's transplants:

1. Streptococcus Rheumaticus (Par) Beef-Dextrose (from slant)
Heavy growth apparent in broth.
Microscopic examination revealed the typical strep forms.
The chains were considerably longer in the liquid media.
The bile medium test indicated strep.

2. Staphylococcus Pyogenes Albus (Par) both subcultures examined.
BEEF INFUSION BROTH: moderate growth apparent in broth,
microscopically typical of staph.
BEEF INFUSION AGAR: appearance on slant typical; morphology and staining the same.

3. Strep. Pyo. (Parsons) Beef-Dextrose Broth
No growth apparent in broth.
Microscopic examination showed no organisms (centrifuge method)
The medium was checked by colorimetric method and found to be PH 6.2. From these findings it was decided that all media on hand must be checked for PH using the colorimetric method as the media had been adjusted by the titration method (colorimetric apparatus not being available at the time.)

(con't on following page)

A transplant was made of B. Foot & Mouth (Crofton) from Beef Infusion Agar to a sterile tube of the same. This is the second plating; one more being necessary before transferring to medium "K".

21st February 1939

9:30 A.M.

125 cc of Ox Bile medium was prepared, placed in test tubes and autoclaved.

1:00 P.M.

The following bacteriological examinations were made:

1. Strep. Rheumaticus (par) original slant
(unstained) non-motile cocci, very small, singly, and in short chains, no chains contained more than 6 cocci.
(stained) most of the individual cocci were gram neg. while those in pairs or in chains were gram pos.

A subculture was made into Beef-Dextrose Broth (3 P.M.) and incubated at 37°C.

2. Staph. Pyo. Albus. (Parsons) original slant
(unstained) non-motile cocci, singly, in pairs, fours, and typical staph formation.
(stained) all cocci were gram positive.

A subculture was made into Beef Infusion Broth and on Beef Agar.

3. Strep. Pyo. (Parsons) original slant
(unstained) non-motile cocci singly, pairs, and short chains.
(stained) gram pos. cocci with morphology of Strep.

A subculture was made into Beef-Dextrose Broth (3:30 P.M.) and incubated at 37°C.

4. Pneumococcus (S-W) original slant
(unstained) exceptionally small, non-motile dip.
(stained) gram pos. dip. with typical morphology, and unstained "halo".

Subcultures were made into Beef Broth and Beef-Dextrose Broth media.

(con't.)

1. B. Foot & Mouth (Croften)
 2. Strep. Vir. (Parsons)
-

20th Feb. 1939

10:00 A.M.

The subcultures of Staph. Albus made (and rayed) 18th Feb. are still negative for growth. The medium was examined for Hydrogen-ion-concentration and found to be pH 7.6 in both tubes.

Received a shipment from Baird & Tatlock which included the incubator intended for us originally. The incubator that was loaned to us, pending the arrival of the one delivered today, was returned to Baird & Tatlock with the driver. We have a signed receipt on hand to that effect. The order was short 12 tubes of Mac Conkey's media. (marked short on invoice).

All transplants made yesterday into Beef Infusion Broth showed good growth in the tubes.

Gram stained smears were made as follows:

BROTH

1. Staph. Pyo Albus (S-W) typical
2. Staph Pyo Aur " "
3. B. Typh " "
4. B. Coli " "
5. Strep Vir (Parsons) "
6. B. Foot & Mouth Only gram neg. bacilli were seen (no diplococci)

AGAR SLANTS

1. B. Foot & Mouth (Croften) same findings as in broth
 2. Strep Vir (Parsons) typical
-

The transplant of Strep Vir (S-W) made into Beef Infusion Broth on 15th Feb. is still neg for growth (4:00) P.M.

24 tubes of Beef Infusion Broth containing 10% Dextrose were prepared.

A transfer was made of the original Strep Vir. (S-W) slant into Beef Inf.-Dextrose Broth, (5:15 P.M.) & immediately incubated at 37°C.

(con't.)

(con't of Feb. 18th 1939)

that the organisms seen by each through the microscope were Staphylococci with typical morphology. Dr. Parsons, assisted by Mr. Howard, manipulated the controls of the apparatus, while Mr. Siner studied the organisms through the microscope. As soon as the setting "X" was reached, Siner announced that a change had taken place and a reading was taken of the control dial. The hanging drop was examined and no organisms could be found. Each microscopic field was filled with amorphous globules. All present (the above mentions three) confirmed these findings. A different apparatus was set up by Dr. Parsons and Mr. Howard, and the same procedure was gone through twice using Staph Albus again. It was found that the same phenomenon occurred each time when the setting "X" was reached.

Two subcultures were made of Staph Albus in Beef Infusion Broth and the exposed to the ray using the same setting ("X"). These were incubated at 37°C. (5:15 P.M.)

19th February 1939

1:00 P.M.

The subcultures of Staph Albus made last evening (and rayed) show no growth at this time.

The subcultures of "foot and mouth" showed profuse growth which rendered the media turbid.

Gram stained smears appeared as follows:

BROTH: Gram negative bacilli varying in length from 3 to 8 microns

SLANT: The same as in broth but contained gram pos. dip. as well.

REMARKS: The broth culture shall be thrice-plated and then transferred to medium "K".

Transplants were made into Beef Infusion Broth as follows:
(3:15 - 3:30 P.M.)

1. Staph. Pyo Albus (S-W)
2. Staph Pyo Aur. "
3. B. Typh "
4. B. Coli "
5. Strep. Vir. (Parsons)
6. B. Foot & Mouth (Croften)

Transplants were made on Beef Infusion Agar as follows:
(3:30 - 3:45 P.M.)
(con't

GARLES LABORATORY

Feb. 17th 1939

LABORATORY CLOSED TODAY. CALLED ON BAIRD & TATLOCK ABOUT MATERIAL. SAW DR. CROFTEN AT WELBECK STREET. RECEIVED CULTURE OF "FOOT & MOUTH" BACT. FROM DR. CROFTEN AND WILL ATTEMPT TO OBTAIN THE VIRUS OF SAME.

18th Feb. 1939

Examined the culture of "foot and mouth" (Dr. Croften) and noted the following:

UNSTAINED: motile rod forms and a few large diplococci were seen.

STAINED (GRAM'S): All the bacilli were gram negative. The diplococci were gram positive and averaged 2 or 3 to the field.

A subculture was made into Beef Infusion Broth and incubated at 37°C.

A transplant was made on Beef Infusion Agar and incubated at 37°C.

Both of the above were placed in the incubator at 11:A.M.

The subculture of Strep Vir (Par) transferred from the original slant into Beef Infusion Broth on Feb. 16th was studied as follows:

The medium was very turbid indicating a heavy growth.

Microscopic examination revealed:

UNSTAINED: Small cocci singly and in short chains.

STAINED (GRAM'S): All organism in chains were gram pos.
A few of the individual cocci were gram negative.

REMARKS: A Bile Test must be made to differentiate between Strep Pneumococci.

The entire afternoon was taken up in determining the MOR of Staph Albus. This was done as follows:

A hanging drop preparation of Staph Albus (broth subculture of S-W) was placed under the Rife Microscope (magnification 3500 Diam). Dr. Parsons, Mr. Siner, and Mr. Howard all agreed

GABLES LABORATORY

16th Feb. 1939

(continued from prev. page)

1. Staph. Pyogenes Albus (positive)
2. Staph. Pyogenes Aureus [positive]
3. B. Coli (not positive until MacConkey's test)
4. B. Typhosum (ditto)

5 P.M.

A transfer was made into Beef Infusion Broth of the organisms on the slant given us by Dr. Parsons (labeled Strep Vir). The broth transplant was labeled "Par", and placed in the incubator at 37'C.

GABLES LABORATORY

16th Feb. 1939

(continued from previous page)

STREP VIRIDANS (S-W)

No growth apparent in broth (5 P.M.)

REMARKS: The broth culture was returned to the incubator to allow organisms to grow if they are present and conditions are favorable. Otherwise it will be necessary to use other liquid media such as Dextrose Brain Broth.

STAPH ALBUS (S-W)

Slant (original)

colonies were very minute, smooth and shining, slightly elevated, and characteristically white in color.

Broth (initial transplant from original slant)

Macroscopic: The media was very cloudy in 15 hours.

Microscopic: UNSTAINED: the picture was typical of Staph.
STAINED: each field contained numerous, gram positive cocci; occurring singly, in pairs, fours, and bunches.

REMARKS: The above reactions are sufficient to classify these organisms as Staph Albus.

STAPH AUREUS (S-W)

Morphology and staining reactions same as above except that colonies on slant were medium yellow in color instead of white.

Since we are waiting for culture tubes and other materials, we cannot proceed with the other organisms. The slants of these are in the incubator at 37° C.

The following broth cultures seem pure, and can be used for testing MOR's Saturday:

continued.....

GABLES LABORATORY

16th Feb. 1939

The following examinations were made today of the cultures received from Dr. Scott-Wilson; and transplants made yesterday:

B. COLI (S.W)

Slant (original)

The colonies appeared rounded, slightly raised, rather moist grayish, and tended to coalesce.

BROTH (initial transplant from original slant)

Macroscopic: A very heavy turbidity was noted in 15 hrs.

Microscopic: (a) STAINED: All organisms were gram neg. rods and the morphology was typical of the Colon-Typhoid group.

(b) UNSTAINED: Each field contained numerous, moderately motile, rods. Long, thread forms were seen occasionally.

REMARKS: A transplant of the broth culture (apparently pure) must be made on Mac Conkey's medium to differentiate between the Typhoid and Colon groups.

B. Typhosum (S.W)

Slant (original)

the colonies were minute, coalescent, and very slightly raised.

Broth (Initial transplant from original slant)

Macroscopic: In 15 hours the medium was clouded with a heavy growth.

Microscopic: (a) STAINED: all organisms were gram neg.; morphologically typical of the Typhoid-Colon group.

(b) UNSTAINED: each field was loaded with highly motile rod forms. The high motility is strongly suggestive of the Typhoid-Paratyphoid group.

REMARKS: A transplant on Mac Conkey's medium necessary.

continued.....

GABLES LABORATORY

15th Feb. 1939

The entire day until 6 P.M. was taken up in the preparation of culture media. We have on hand the following:

24 tubes Beef Infusion Broth
12 " " " Agar
12 " Blood Agar
24 " Medium "K"

250 cc Beef Infusion (sterile)
250 cc Tyrode Solution for Medium "K" (sterile)

5:30 P.M.

Dr. Parsons called and plans were made to start work on (M.O.R) this coming Saturday (Feb. 18th, 1939)

6:00 P.M.

Dr. Gonin came with Dr. Brocklehurst who was shown the Rife Microscope. These gentlemen were here for one hour.

7:00 P.M.

The following sub-cultures were made from slants received yesterday (Dr. Scott-Wilson) and labeled "S-W":

one each transplanted into Beef Infusion Broth:

1. Staph. Aur.
2. " Alb.
3. Strep. Vir.
4. B. Typh.
5. B. Coli

The above were placed in the incubator at 7:25 P.M.

GABLES LABORATORY

14th Feb. 1939

6 P.M.

Received from Dr. Scott-Wilson (Laboratories of Pathology and Public Health Ltd.) the following stock cultures:

one of each on slants

1. Staph. Aureus
2. " Albus
3. Pneumococcus
4. B. Influenza
5. B. Coli
6. B. Typhosum
7. Strep. Viridans
8. C. Diphtheriae
9. T. B.

Received from Dr. Parsons, the following:

one each on slants

1. Strep. Faecalis
2. " Viridans
3. " Lactis
4. " Rheumaticus
5. Staph. Pyogenes albus
6. " " (Insecticide Strain)

ALL THE ABOVE CULTURES WERE PLACED IN THE INCUBATOR AT 37°C.
IT IS INTENDED TO STIMULATE GROWTH IN EACH TO MAKE READY FOR
TRANSPLANTATIONS.

were considered for your arrival. Can you please let us know about when we can expect you? These people cannot do a thing until they know approximately when to expect you.

We certainly miss you, Mrs. Rife, and all our dear friends at the laboratory. We so enjoyed their letters and would give anything to see them all again. If they would like to make us happy please tell them to write us a few lines whenever they feel in the mood as it is a great thrill to us when we receive mail from home. We hav'nt heard from Mr. Henderson as yet and would like to know if he is still with us and how he is getting along. The doctors here ask about him quite often and would like to hear from him as they think very highly of him. Please let us have some news about the gentlemen.

I certainly envy you people in having Mrs. Sefton around to help you in the work; to keep you all on your toes; and last but not least, to see that you are properly provided for from a standpoint of metabolism. I greatly miss that important phase of life in America since the food here is very different and not nearly so enjoyable. Not only am I suffering for the want of well-cooked, home'ish food. Not only am I loosing weight. But I can bet you dollars to do-nuts that my MOR is changing because of different conditions of envirement....altho I am not anxious to have my MOR checked.

Dick is a great help to you, I am sure. I certainly am pleased that we have him in the fold as he is very qualified and has the true scientific mind and spirit. I took a great liking to that fellow, and I know he will be of great help in the work.

Your department of navigation is no doubt going full blast under the very capable direction of Professor Ashlock and his partner, Admiral Root. It will not be long, I am sure, before a universal demand is created for the instruments under construction. May good fortune and success be with you ever.

Tell Andrew that there is a considerable influx of Swedish girls who are interested in decreasing the ranks of eligible English bachelors. I am sure that Andrew will be happy to learn that the list of English bachelors is very small and that said Swedish girls are not specifically interested in what breed of bachelor there is available. A word to the wise is sufficient.

Ourbest to Mrs. Rife and all our friends. Please write soon to

Marge and Henry

27th Feb. 1939
17 Kelsey Park Rd
Beckenham, Kent Eng.

Dear Dr. Rife;

Enclosed please find reports of what has been done last week at the laboratory. For the most part it is regular routine work done with the intention of checking organisms preparatory to cultivation for the virus forms.

Everything possible is being done to fulfill our obligations to this English group as far as showing them the technique of virus cultivation is concerned. On that, I feel sure, they are satisfied. However, something has come up that appears to be your concern, and I should like to have your sanction before I become a party to the matter. What I have in mind is this; Dr. Parsons and an assistant have equipped a room here at the lab for electrical experimentation, and they are anxious to check the MOR's of the various bacteria. I have assisted them in checking with the apparatus which they purchased from Beam Rays (as the records show) but I understand that they have a new set-up that will do the same work using a different principle. Now doctor, I have every reason to believe that these gentlemen are honorable and trustworthy in every way, and I am sure that they intend to protect your interests fully in the event an apparatus is put on the market different to the one obtained through Beam Rays, however the fact remains that I am your assistant.....and since you have not entered into agreement with them in regard to the new apparatus....I feel that I must have your permission before I can do anything on their behalf in regard to the new apparatus. Please consider this problem very carefully and then send me your instructions as soon as possible.

We are getting along wonderfully well and find that England is a very nice place in which to live once "change of environment" has been overcome. We are living a very quiet sort of life because we can't afford financially to do otherwise. Living expenses are very high and it is all we can do to make ends meet. However we are enjoying our stay here and shall always feel grateful to you for making this wonderful experience possible for us.

Drs. Gonin and Parsons are wonderful to us and are marvelous people in every way. They certainly have big plans for the future as far as we are concerned. I have already been offered a proposition to remain here permanently, but you know what my answer would be....I would far rather be with you and live on "beans" than remain here if I had the King's palace to live in and everything that goes with it.

The weather is very nice now and I understand that it will continue so. The viruses will be ready in a month or so and everything will be in shape for your arrival. If you are about ready to leave for England I think it is time that arrangements

18th Feb. 1939

Dr. Royal R. Rife
708 Electric Bldg.
San Diego, Calif.

Dear Dr. Rife;

Thank you so much for your letter. We were very happy to hear from you and also from our dear friends in San Diego, whose letters were enclosed with yours.

The contents of your letter was carefully noted and the message delivered to the English group who seemed relieved to learn that you have "triple filtered" your associates, and the filtrate contains only worthy and honorable characters.

The day of your arrival here is being looked forward to with much gusto by all of us. Each and every conversation always includes plans for your coming. We trust it won't be long until you are with us.

There are many things that I would like to tell you but think it will be better to wait until you get here. I have been told by these gentlemen that no further dealings will be had with Beam Rays in any way, shape or form. I was also told that you were included in their plans 100% and that all contracts contained clauses in which your percentage was acknowledged specifically. I repeat; this is only what I have heard, but I am reminded that these gentlemen have backed up every statement with action (and CASH), which is considerably more desirable than the many idle promises made by certain other individuals.

So far it seems that every one is satisfied with what is being done at the lab. and the reports which will be mailed you speak for themselves. You know, better than any one, the work that is required to obtain these results.

We are getting along nicely, but want you to know that we miss you in more ways than one. They can't just cut us off from you and the work expecting us not to notice it no matter how well we are treated. I certainly hope we are together again at our work no matter where it is.

With best regards to Mrs. Rife and our friends, from Marg and myself, I remain

yours as ever,




(TWO)

special greetings to Mrs. Rife.... sincerely hope she is feeling better now. Would like to hear from Dick as to what is going on at the Rife Laboratory. Also from Mr. Henderson as I hav'nt had a good "going over" for a long time and sort of miss it. Hope Ernie is going along in good shape and also our loyal friend and comerade, Mrs. Sefton. I don't have to ask about Andrew because I know he is in good shape as long as Swedish Baths and Ludefisk hold out. Tell Mr. Schoffield that I saw his friend here and will write him all about it soon. Now if I have missed any one, it is not on purpose..... and incidentally.... give my rabbit an extra piece of celery and best regards from me.

Hoping this finds you all in the very best of health, and anticipating a letter from you to Dr. Gonin at your first convenience, I am with sincere personal regards,

yours as always,

A handwritten signature in dark ink, appearing to read "Henry Siner", written over a horizontal line.

Henry Siner

SATURDAY EVENING: Dr. Gonin and Dr. Parsons were just here at the lab and we had a nice long talk. Their plans are very complete and money seems to be no object. They asked about your coming and Dr. Gonin seemed to be of the opinion that you would be here somewhere around the first of March. But as much as they would like to have you here now they said that you should plan to leave at your own convenience, so that nothing may interfere with your own important affairs. However, if you have any friendship for me, please come as soon as possible because they are ^{an array} of talent that includes men like Dr. Desch and Dr. Scott-Wilson, and it's all I can due to handle their questions. Dr. Scott, Wilson is with us all the way and seems sold on the work. I am also going to see Dr. Croften next week. So far so good but I would feel much better if you were here to take care of these big shots.

I think all the preliminary work will be done in about two months, and I hope enough will be completed so that you can go on from there.

Henry

Feb. 10, 1939
17 Kelsey Park Road
Beckenham, Kent
England

Dr. Royal R. Rife
708 Electric Bldg.
San Diego, Calif. U.S.A.

Dear Dr. Rife;

After considerable difficulty in finding a place suitable, we are finally settled in a little flat at the above address and are very comfortable. We are close to the lab and have all the comforts of home... indeed we are very happy and contented.

Dr. Gonin is very considerate and has been constantly concerned in our welfare. He seems to anticipate our every need and is always right there to help us.

There has been some delay in equipping the lab because of a mis-understanding on the part of the salesman who took the order for the equipment. However it is all taken care of now, and materials are arriving every day. Dr. Gonin has ideas about equipment much the same as yours, and only the best is being ordered. Things should be "humming" by the middle of next week.

I examined an ampule of Coli the other day (which is one of the batch you sent here from San Diego) and found the organisms still going although motility was very feeble. Will try reviving them in "k" and see what happens.

It is fair and much warmer here the last few days. Indeed the weather is comparable to some of our nice winter days in San Diego. We hope this good weather stays with us because when it gets cold here it don't fool around.. I mean it really gets cold.

Had a little difficulty in getting the microscope lined up. It's pretty tough to get stuck with no Dr. Rife on hand. I can only go so far with my "lab bible" and then I kick myself for leaving San Diego without you. They say many a true word is spoken in jest and our little joke about keeping the wires open between San Diego and London for rush cables might not be such a joke after all. Keep in touch with the cable office because if these little bugs don't "play ball" then you'll be hearing from me in a hurry. Anyway, by the Grace of God and concentrated effort, we finally lined up the instrument so that we can see through it at least.

You will hear from me again in a few days and I am sure I will have something more interesting to write. You, no doubt, are waiting until we have a variety of viruses on hand. This shall be done with the least possible delay.

Please convey our regards to all our friends, and our very

6th Feb. 1939

Dr. Royal R. Rife
708 Electric Bldg.
San Diego, Calif.

Dear Dr. Rife;

Please read the enclosed reports and see what was done last week. I hope the work is being done correctly and will welcome any criticism in case something is "haywire".

We are both in good health and having a swell time now since we are getting used to the way things are done here. I find there is method to the apparent madness of these English. They don't seem to be doing anything but somehow the work is done. Truly, they deserve the world of credit for being able to relax and still accomplish their individual purposes.

The weather has been wonderful of late....almost like home. If it keeps up like this I am sure you will be comfortable here, but of course that is one thing no one can guarantee. I do hope it will be as nice when you get here as it is now.

I suppose that you have already written in regard to the matter I explained in my previous letter. Your letter will be more welcome than the flowers in Spring because this outfit is on pins and needles until they here from you.

This evening we were visited by a secretary to the Royal treasury and incidently, he is a Hebrew. But what else can you expect to find where ever money is lying around.

We are still waiting for a chance to get around and see the sights. We are hoping that we can all go out together when you get here as I would like to hear about London from one who can explain it so that a dumb Yank like myself can understand what's what.

Marge and I miss you folks more than we can ever tell you in words. It will be a great thrill to us when you get here. Please come soon and please

yours as ever



P.S. OUR VERY BEST TO MRS RIFE
AND TO ALL OF OUR FRIENDS.

So far we have been living very comfortably and have not had any occasion to put on the "soup and fish." These affairs will take place, no doubt, when you get here.

I always dress for dinner at 7:00 AM. and wear the same clothes for breakfast and luncheon. It saves so much time, and wear and tear on the tuxedo (which is still in moth balls, and can stay there as far as I'm concerned.)

I will have more to write in a few days or as soon as something interesting takes place.

Please greet all of our friends and convey our very special regards to Mrs. Rife.

If there is anything special that I can do for you please let me know as I am, as ever

your humble assistant

Henry

Dear Dr. Rife,

from the private archive of Jimmie Holman & Paul Dorneanu

17 Kelsey Park Road
Beckenham, Kent. Eng.

Feb. 4, 1939

Just a few lines to let you know that we are all in good health, and that we are enjoying England to the "n^d" degree. It is considerably warmer now and, consequently, we are much more comfortable.

I see Dr. Gonin quite often and he is putting our instrument to some very good use. The laboratory is gradually rounding into shape and should be going full blast in a few days.

This group of Englishmen are using an old proverb as a guide in discussing Beam Rays, to wit: "If you can't say any thing good about a man - then say nothing." So far, the only people they have talked about are Mr. Henderson and Beth Willman. From what I can gather of the attitude, I can say that Dr. Gonin et al, are of your opinion to the letter.

Your coming here is being anxiously awaited, and it will be a great day to these gentlemen, when you do arrive. In the meantime they are looking forward to getting a letter from you real soon. Please do write a few lines to Dr. Gonin if you have not all ready done so.

Everything is fine and we are getting along in great shape.

~~over~~

(4)
 Only recently, Mr Genin remarked that
 a letter from you would be sincerely welcomed.
 The matter of Beam Rays is being kept
 entirely out of the picture at present as well
 as the cussing or discussing of any
 individuals. I will be much happier
 if these ~~not~~ unpleasant subjects never
 come up, as I dislike talking about
 the misunderstandings, etc.

You will hear from us again in
 a very few days, and I will try to
 give you this picture as I find it
 (I hope). Please convey our very best
 regards to all of our dear friends in
 San Diego.

In closing, I again remind you
 of the sincere regard these people have
 for you, and a letter to them would
 be most welcome. Anticipating a
 letter from you at your first convenience,
 and trusting this finds you all well,
 I remain with kindest personal regards,
 yours most sincerely,
 Henry

arrive. The plans are very complete, and the true spirit of science prevails.

③ It is so cold here that we must spend most of our time near a fire to keep from freezing. It's bad enough for the native Englishmen let alone a Californian. I am sure the San Diego Chamber of Commerce would do well to send circulars to every one in London.

The hounds of war are straining at their leash, and the situation looks none to good. I trust that English statesmen will be successful in preventing war, and that ~~the~~ people who serve the dictators will through off their drunken stupor and demand a sane and human form of government. We rest secure with the knowledge that they dare not drop bombs on Marg or I since we are American Citizens. Do you think that our head-dress should include a large American flag?

You will be kept informed as to the progress made at the laboratory, and I am sure Dr Genin, et al. would be very happy to hear from you.

(2)

I am having a grand time visiting the different parts of interest here, and since this is the first real vacation I have ever had, we are making the most of it. London is an education in itself.

Dr. Gonin is just wonderful to us, and has made us very happy and comfortable. He and Mrs. Gonin are both very hospitable. They live in a most wonderful mansion that is just loaded with marvelous treasures. And wait until you see the laboratory - it's a modern building (not nearly as good as ours) that is perfectly laid out and I am sure you will be just as pleased with it as I am. Dr. Gonin is busy getting the place equipped, and he plans to start operations very soon. I am sure that they are in deep earnest regarding their proposed research, and it is certain that the results of this work will be of great importance to England. I plan to spend most of my time, day and evening at the lab. or until I am "kicked out."


Every one is waiting on pins and needles until you come over. These people have a deep regard for you doctor, and I am sure they are very sincere. You may be sure that everything will be ready when you

Jan 30, 1939

Dear Dr. Rife,

You have, no doubt, received the cable which informed you that we arrived safely and without encountering any difficulties of any kind. I had no trouble bringing the microscope through the customs, as I explained to the officer that I wanted to be sure it could be taken back to America when I returned. However, a few days later Dr. Gowin was visited by a customs official who stated that the Customs Department was not satisfied and that we must visit some one in authority and explain in detail to in regard to the microscope. This we did the next day, and I must say that we received every consideration and were treated with a kindness not found often in America. It may be necessary to place a deposit with the customs office which will be refunded when I return with the microscope, and I am sure it will all turn out very satisfactorily.

"At the Cross Roads of the World"



Hotel Cadillac

BROADWAY AND 43RD STREET
IN THE HEART OF TIMES SQUARE

New York

(5)

into the animal, tie him down,
and then apply the rest of the
equipment as per the specific
purpose of each piece.

Mr. Carscadden turned over the
filter to the X-Ray dept. and
promised me that it would be
given a fair trial. I was not
able to see Mr. Hans-Clark.

Everything is fine, and we sail
tomorrow at noon. You will
hear from me again as soon as
we reach England.

Please convey our best to Mrs.
Rife and to all of our friends.

I am sending Mrs. Sefton
a letter as to my visit with
Mr. Carscadden.


as ever

yours.

Henry

"Visit the World's Fair—New York—1939"

"At the Cross Roads of the World"



Hotel Cadillac

BROADWAY AND 43RD STREET
IN THE HEART OF TIMES SQUARE

New York

(4)

a little, and I noticed that they all stopped working to see what else I had to say - which was plenty. When I got thru, any one of them were ready to give a right eye or at least a left eye to see the microscope. I explained that it was impossible at present, but perhaps upon our return from England it might be arranged. My impression of the scientists, as they marked, may be compared to the hunter who is completely equipped with guns, tent, pack and everything necessary but who is handicapped by two cataracts (one on each eye) Instead of ~~giving~~ junking some of the equipment and getting his eyes attended to so that he can see to shoot the game at the proper time - he just gropes along in the dark hoping to run smack

"Visit the World's Fair—New York—1939"

"At the Cross Roads of the World"



Hotel Cadillac

BROADWAY AND 43RD STREET
IN THE HEART OF TIMES SQUARE

New York

(3)

that they were working on the virus of the cold and the "flu". Dr Corcoran, at this point, announced that I was taking a microscope to England that would reveal these virus farms. He was promptly informed by one of the chief technicians that such a thing was a myth, or words to that effect. In the meantime I noticed a copy of Kendall's Bacteriology lying on the desk. I picked it up and asked if those assembled thought the author of that book knew any thing about the subject, and in the same breath, spread out a reprint of Kendall's (and your) article in Calif + Western medicine, and also a copy of Rosenow's publication in the Mayo Bulletin. After this was read aloud by one of the group, the atmosphere was changed quite

"Visit the World's Fair—New York—1939"

"At the Cross Roads of the World"



Hotel Cadillac

BROADWAY AND 43RD STREET
IN THE HEART OF TIMES SQUARE

New York


(2)

series of institutions known as the medical center. I was awe-struck by the gigantic proportions of the structures; the hundreds of doctors, internes, nurses, patients, and what not that milled and pushed thru the halls - Good God - what a mad-house----- and on the fifth floor, in a little room, out of the way, I beheld the department of bacteriology (research). I swear, Dr., that the whole laboratory would fit nicely in our dark room, and still leave sufficient space in which to do our developing. It brought to my mind what you have said many times, about how badly the important work is neglected.

The people at work in the lab. were ~~to~~ engaged in the process of innoculating something into fertile chicken eggs, but were good enough to take the time to explain

"Visit the World's Fair—New York—1939"

"At the Cross Roads of the World"



Hotel Cadillac

BROADWAY AND 43RD STREET
IN THE HEART OF TIMES SQUARE

New York

Dear Dr. Rife,

I just returned from the medical center after having seen Dr. Corscadden and delivered to him, the filter, and also instructed him as to its capabilities and use. Dr. Corscadden is one of the finest men I have ever met and I am sure that you and he would get along famously as his line of thought runs so much similar to yours. The doctor conducted me thru the hospital and explained in detail the lay-out of the other buildings. Since Dr. Corscadden is a surgeon he made me acquainted with the department of research bacteriology and I had a very interesting discussion with those who are trying to unveil the mystery of filter-passing, pathogenic, micro-organisms. At this point I was impressed with a very unusual and inconsistent ~~spectat.~~ spectacle. at least 10 tremendous buildings that have their upper extremities somewhere in the clouds, make up the

"Visit the World's Fair—New York—1939"

CLARENCE A. ANDERSON

Electrical Exploring Devices

~~4608-31st Street~~
San Diego, California
4608-31st Street
Rand. 7923

January 22, 1939

Dr. Royal Riefe
708 Electric Bldg.
San Diego, California.

Dear Mr. Riefe -

I want to thank you for the courtesy extended to Mr. Cordua and myself in showing us through your finely equipped and most interesting laboratory. Your instrument appealed to me as being one of the finest pieces of work I have ever seen.

Relative to my device which I wanted to describe to you. It develops an electrical wave which has been pronounced by Engineers in the Bell Telephone Laboratories as a new discovery. It has in my opinion much further reaching possibilities than merely locating trouble in electrical circuits to which it is now applied. The device is so constructed as to superimpose on the true sine wave, electrical peaks at regular intervals which appear to reach almost infinite proportions. So sharp are these peaks that they will transverse many megohms of resistance with a surprising display of power. While making tests in tracing the wave through the earth, I have observed that it could be picked up in the trunks of trees and in plants rooted in the earth. This fact leads me to make a test by applying the set directly to the trunk of a faded grape vine and earth. To my surprise, in a few days the grape vine burst forth in foliage giving the appearance of having been vitalized by the operation. I then tried the test on some plants with similar results.

My ambition is now to build a generator (a surprisingly small device with apparent far reaching possibilities) which will group these characteristic peaks into almost straight line stature. It appears that this wave structure could be associated with a group of keys to obtain different reactions. Since I saw your photographic macroscope, I have been wondering if it would not be possible to take a piece of glass with wires attached on which a specimen could be placed for examination. Then by manipulating the generator keys my thought was that the specimen could be vitalized so as to create activity that would not otherwise be manifest for photographic purposes.

In response to your kind invitation to bring my instrument to your laboratory to make observations on the oscilloscope. Will you please advise when it would be convenient for you to have me come and I will arrange my affairs accordingly.

Sincerely Yours,

Clarence A. Anderson

Dr. Clarence Tierney, D. Sc.
Royal Microscopical Society
British Medical Association House
London, England

Dear Doctor Tierney:

I have much pleasure in nominating Dr. R. R. Rife of San Diego, California, for a Fellowship in the Royal Microscopical Society, and I trust you will be good enough to second him. .

Dr. Rife will be associated with me in some research work connected with our defense program, and he has designed some remarkably fine microscopes. With best wishes and thanks for the Journal which arrives regularly.

I am dear Doctor,

Sincerely yours

Alfred Dinsley

CLASS OF SERVICE

This is a full-rate Telegram or Cablegram unless its deferred character is indicated by a suitable symbol above or preceding the address.

WESTERN UNION

1201

SYMBOLS

DL = Day Letter
NL = Night Letter
LC = Deferred Cable
NLT = Cable Night Letter
Ship Radiogram

R. B. WHITE
PRESIDENT

NEWCOMB CARLTON
CHAIRMAN OF THE BOARD

J. C. WILLEVER
FIRST VICE-PRESIDENT

The filing time shown in the date line on telegrams and day letters is STANDARD TIME at point of origin. Time of receipt is STANDARD TIME at point of destination.
Received at 341 Plaza, San Diego, Calif. Always Open. Telephone Main 2151

FA24.25 NL=MTVERNON WASH 29

1938 DEC 30 AM 4 54

DR RIFE=

708 ELECTRIC BLDG SANDIEGO CALIF=

HENRY

MICROSCOPE IN PERFECT CONDITION SINERS THE SAME. AWAITING
FURTHER INSTRUCTIONS FROM YOU. ADVISE IF AGREEABLE TO
DEMONSTRATE MICROSCOPE TO INTERESTED SEATTLE DOCTORS.

REGARDS TO ALL=

HENRY SINER.

RIFE-SINER.

THE COMPANY WILL APPRECIATE SUGGESTIONS FROM ITS PATRONS CONCERNING ITS SERVICE

MR. B. WINTER GONIN.

WELBECK 3140.

39, WELBECK STREET,
W.

25th November, 1938

Dr. R. R. Rife,
Rife Research Laboratory,
708, Electric Building,
San Diego,
California. U.S.A.

Dear Dr. Rife,

Very many thanks for your letter of the 15th instant which reached me on the 17th at the Hotel McAlpine, but which I had no time to answer then, as I left again on the Queen Mary on the 18th.

I think your suggestion about Mr. Siner is an excellent one, and I cordially endorse the idea that he should bring the microscope over to England to explain its construction and use, pending your arrival later.

It seems to me that we ought to ask him to bring Mrs. Siner with him, and of course this would be at our expense. Perhaps you will let me know what sum they will require, and also what date they would arrive, in order that I may send them the necessary funds.

It will indeed be a very great pleasure to all of us to see you here, and I need not assure you of a very hearty welcome from all. Any suggestion you can give me as to your arrival here would be useful, so that I might make arrangements for you to lecture to one of the learned Societies.

Your agreement, as I read it, does not call for any sum to be put at your disposal for your expenses, but I trust that knowing me as you do you will not hesitate in making any demands you may consider necessary for your travelling expenses.

With very kind regards to Mrs. Rife,
I am as ever,

Yours very sincerely,

from the private archive of Jimmie Holman & Paul Dorneanu

2.

3. You wrote you were sending "other photographs". These have not arrived yet but we should be glad to receive them. I was very sad to lose those photos & papers in that bag & I wonder how much in the way of papers, articles & photos you could send along? Could you also send some account of your training & work? When we talk about your machines we would like to mention you & your training & work. We have the happiest memories of you & your lab. and your work in San Diego and those meetings with you. I remember how anxious I was to help to carry on your good work and relieve suffering. It was a great disappointment to get those delays in receiving the machines & then find we couldn't be sure of them.

We wrote & cabled for the exact frequencies but have not had them yet. Do you agree that we ought to have them?

This is all I can write if I am to catch the mail. Please accept my apologies for the delay in answering your letter-- it won't happen again. Remember me to Mrs. Rife. Wishing you continued success in all your work

Yours sincerely

W. V. BLEWETT (signed)

All of us are anxious to meet you & cooperate with you in all you wish to do.

C/o Thatched House Club
St. James St.
London S.W. 1

Oct 17. 1930

My dear Rife,

When I see the date on your letter (Aug. 11th) I feel ashamed--but it came when I was recovering from gastric flue and I passed it over to the others (Gonin & Parsons) and put it aside until I felt better. I had dysentery & fever when in tropical countries and this gastric influenza seems to have upset me generally so that I have felt weak & depressed ever since--and didn't care whether Beam Rays existed or not. Now that is a very different person from the W. V. Blewett you met in San Diego.

However I'm getting better. Now about our troubles. I don't want to complain but we soon realised that we couldn't raise any money in England (times are bad just now) unless we could demonstrate cures with a machine--and the machines were very much delayed both in dispatch & in the Customs. Then when we got them they were faulty! The two lab. machines with graduated dials did not agree--which was right? We could have settled that if we had the (numerical) frequencies but these have never be sent to us, and without exact frequencies we cannot tell which of the two machines is right & which is incorrect.

Then the wave form of the Standard machines was bad--full of harmonics. Perhaps that is harmless--but the machine we saw in San Diego was free from harmonics & for all I know this may be important. Further these machines were faulty in other ways, faulty connections etc.

I tell you all this because we were completely prevented from going to anyone and getting money as we could not demonstrate the machines & did not know what we could claim the machines would do. And we did not want to alter & correct the machines in case we interfered with the results or effects on the patients.

Now to come to your letter. Thanks very much for answering my questions--now I'll answer some of yours.

1. The microscope. I wish we had had the microscope here before the machines rather than the other way round--but I'm glad to hear that your construction work is going on satisfactorily & that you'll be able to bring along the new microscope "according to plan."

2. Henry Siner; while I feel sure myself that he should come, as he will be very useful, I will mention this again to Parsons & Gonin & will tell you officially the decision.

4

We have the happiest memories of you & your lab. and your work in San Diego and those meetings with you. I remember how anxious I was to help to carry on your good work and relieve suffering.

It was a great disappointment to get those delays in receiving the machines & then find we couldn't be sure of them.

We wrote & cabled for the exact frequencies but have not had them yet. Do you agree that we ought to have them?

This is all I can write if I am to catch the mail. Please accept my apologies for the delay in answering your letter - it won't happen again. Remember me to Mr Rife. Wishing you continued success in all your work.

Yours sincerely

W.V. Blewett.

All of us are anxious to meet you & cooperate with you in all you wish to do.

1. The microscope. I wish we had had the microscope here before the machines rather than the other way round - but I'm glad to hear that your construction work is going on satisfactorily & that you'll be able to bring along the new microscope "according to plan".
2. Henry Siner; while I feel sure myself that he should come, as he will be very useful, I will mention this again to Parsons & Sonin & will tell you officially the decision.
3. You wrote you were sending "other photographs". These have not arrived yet - but we should be glad to receive them. I was very sad to lose those photos & papers in that bag & wonder how much in the way of papers, articles & photos you could send along? Could you also send some account of your training & work? When we talk about your machines we would like to mention you & your training & work.

2

We could have settled that if we had the (numerical) frequencies but these have never been sent ~~them~~ to us, and without exact frequencies we cannot tell which of the two machines is right & which is incorrect.

Then the wave form of the standard machines was bad — full of harmonics. Perhaps that is harmless & but the machine we saw in San Diego was free from harmonics & for all I know this may be important. Further these machines were faulty in other ways, faulty connections etc.

Tell you all this because we were completely prevented from going to anyone and getting money as we could not demonstrate the machines & did not know what we could claim the machines would do. And we did not want to alter & correct the machines in case we interfered with the results or effects on the patients.

Now to come to your letter. Thanks very much for answering my questions — now I'll answer some of yours

% Thatched House Club
St James St.
London S.W.1

My dear Rife,

Oct 17.

When I see the date on your letter (Aug. 11th) I feel ashamed — but it came when I was recovering from gastric flu and I passed it over to the others (Gavin Parsons) and put it aside until I felt better. I had dysentery & fever when in tropical countries & this gastric influenza seems to have upset me generally so that I have felt weak & depressed ever since — and didn't care whether Beam Rays existed or not. Now that is a very different person ~~from~~ the W.V. Blewett you met in San Diego.

However I'm getting better. Now about our troubles. I don't want to complain but we soon realised that we couldn't raise any money in England (times are bad just now) unless we could demonstrate cures with a machine — and the machines were very much delayed both in dispatch & in the Customs. Then when we got them they were faulty! The two lab. machines with graduated dials did not agree — which was right?

and those that he has sent, I believe differ from yours.

I have therefore, for these reasons, been unable to do anything with your cultures, beyond keeping them in an incubator at 27° centigrade.

I think you will understand the exact position from this, for I am sure you will agree with me that it would not be right to accept money from anybody for the purpose of paying in money to the Beam Ray Co., until such time as the machines they have supplied carry out the work for which they have been intended. I must say I am tremendously disappointed at all the time and energy wasted by these delays, for it is now over 5 months since we set out for San Diego, and we are hardly more advanced than we were then.

I have asked Dr. Parsons and Mr. Blewett to give the Beam Ray Co. notice that I will not carry out the terms of the contract owing to their serious delays, and I think it will be at least one month before we should consider any further payments to them at all.

Have you any news for me about the virus of arthritis and its frequency, or of measles and its frequencies?

With my very kindest regards to Mrs. Rife and yourself, and to all my friends in San Diego,

I am,

Yours very sincerely,

Winter

MR. B. WINTER GONIN.

39. WELBECK STREET,
W.

10th October, 1938.

Royal Raymond Rife Esq., Ph.D.,
708, Electric Buildings,
San Diego,
CALIFORNIA. U.S.A.

My dear Dr. Rife,

It seems almost an eternity since I heard from you, and a long time since I sent you anything towards the Microscope, so I am sending you by today's post 500 Dollars through the Bank of America, San Diego, who will no doubt advise you in due course.

I should also like to know when you require any further money, as I do not want the microscope to be held up by any question of finance.

Do you think you will be able to come here as was originally arranged about the first week in December? I need not tell you how important this is from our point of view, nor how welcome you will be.

The machines from the Beam Ray Co. arrived only last Monday, and are completely useless as far as we are concerned. - as you will no doubt have heard from them through Dr. Parsons. The understanding was that they should be dispatched in July, in order to arrive here in time for my return. There has been therefore an unaccountable delay of two months which has very seriously unsettled my plans.

Having arranged for all monies necessary in order to finance this scheme largely, I am quite unable to accept any of the monies offered, since we are not yet satisfied with the machines. Not only are they faulty in construction, but they give out nothing but harmonics, even though they have been put together.

In many cases the wires were not even attached or soldered, but I think our friend Dr. Parsons will have explained this. Nor has Mr. Hoyland in fact, sent us the exact frequencies

my suspicions are. You remember the scheme they proposed to me in the Grant Hotel when I cut them short by sending for Ben Henderson. Well, I am on the job, if you have any instructions send me air mail letters. Queen Mary sails from America 7th and 21st Sept. for quick service.

Best regards,
Chèerio.

Best regards,

JAMES B. COUCHE, M.D.

REGENT PALACE HOTEL
PICCACILLY CIRCUS,

LONDON, W.1.

August 29, 1938.

Beam Rays
San Diego, Calif.

Dear Phil, Hutch, Beth, et al.:

Many thanks for your reply to my cable which was received promptly next day. It is satisfactory to know the machine is on the Selma City, due here about the 8th Sept.

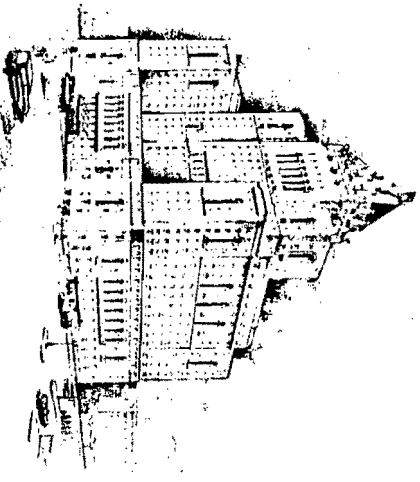
JAMES E. GONIN

So far I regret to say progress has been nil. Gonin on behalf of his pals is professedly very annoyed at the type of machine sent him through Parsons, but I consider it now a piece of pure bluff. My impressions of the bunch are not too good. I have not yet been invited to meet Blewett or Parsons, although asking Gonin several times to arrange a meeting since he arrived back. Once he had me come to his office and whilst I was sitting there awaiting B. & P. the phone rang and I was again put off they being too busy to fulfil the engagement. At this interview Gonin stated neither of the others had put up one cent, both were very hard up, especially Parsons and the whole say was in his own hands. What has actually happened is; Parsons on the phone before Gonin's arrival stated the machine was in the Customs House awaiting Gonin's return. But, alas, when I contacted Gonin after his arrival here two or three days, he evidently did not know that part of the speech because he stated Parsons had had the machine in his office but it was so unsuitable for office inspection by visiting doctors he had ordered Parsons to take it to his home to get it out of sight. In the meantime I presume Parsons (his partner in some ways) has no doubt appropriated our frequencies to his own "superlative" machine -- I use that adjective because Gonin still insists that his friend knows more about frequencies than anyone else ever did.

Now, I am slowly getting wise to the plan and the reasons why neither want to commit themselves to me (Blewett and Parsons) in case it doesn't quite fit the picture Gonin has in view. They want the microscope, but they already have the frequencies. I have made arrangements tentatively through Harry Clifton to get permission to put the machine with Gonin's consent in the venereal ward of Locke Hospital of which he is Governor. There I shall be able to demonstrate its innocuous nature to human tissue and at the same time clean up cases of gonorrhea in two weeks and show its bona fides. After that I shall ask for abscesses or pus cases of recent dates, or Vincents of the mouth or eye ulcerations, stomach ulcers; and finally as T.B. is a much longer process and the results may cause hemorrhages at first and there will be cases going to die in spite of any treatment will tackle T.B.'s last after I prove the harmlessness of ordinary treatments to the attendants and myself. I believe Gonin will have to put it in a hospital and not in his office where without witnesses he can claim it has not fulfilled my claims in San Diego. My impression is our money in October, etc., does not look so sure with the way Blewett and Parsons and Gonin himself are acting. This rather confirms what Dr. Deown told Mrs. Gage, but I

30-7-38

Canadian Pacific Hotels



ROYAL YORK HOTEL
TORONTO

My dear Dr. Rife.


I enclose two letters from Mr. Marcus Samuel, M.P. who is an extremely influential friend of mine & a patient.

He is deeply interested in any news of your work & is arranging for you to be asked to lecture at the Royal Institution. His friend, Sir John Bragg, is a prominent and expert as far as his own work is concerned - should you kindly meet & discuss these matters & me 90 North Wellington, when there before Aug 9. or wait on the Green along N. Aug 10. & would like to call Samuel & arrange for me to see Bragg & his wife.

Don't be afraid of being dried, Frank & Corda. We'll please let me hear your reply before I write Knicker's remembrance to all.

Ever yours sincerely

Ernest Rife



July 3. 1938

Dear Dr. Rife.


Have you read the 12 'Chapters in the
' Advancing Days of Science' - if so, what
is your reaction to it?

Am I troubling you too much to ask
Answers to this?
Very sincerely yours.

Z. Wright Lewis

P.S. If you can spare time to answer, will you
please address me to San Francisco Drake Hotel
San Francisco!

Z.W.L.



18-6-3

My dear Dr. Rife.

I have sent a copy of my letter
The Royal Society of Arts, London to Mr. C.
Strickman and have asked him to
write to you - upon your return.
When you get a moment, would you, very
kindly, send me the exact name - for
of Mr. Kendall's 'Parabology' - also, the ad-
dress of Science' book of which you mentioned
to be so readable.

Kindest regards to Mrs. Rife - yours
Z. Wright Lewis

P.S. I should also value the return of the
 pamphlets on 'Dowsing' I asked Helen
to hand you.
Z.W.L.

C O P Y
for Rife

June 17, 1938

The Secretary,
Royal Society Of Arts,
Adelphi, London, England.

My Dear Sir:

I have been collaborating for some time with my colleague, Royal Raymond Rife, Ph. D., in his microscopic work on pathogenic organisms and viruses which is of supreme international importance.

I enclose a precis explaining something of his work from which you will gather that this new departure in optics has enabled him to build microscopes from 10,000 x to 31,500 x. Under such magnification he can show the viruses of practically all diseases so far studied and their cycles since they all possess distinctive colouration and are therefore easily recognizable in the field.

Dr. Rife is coming to London to stay with me at the end of December for three months to work in my laboratory. He will bring a microscope of 12,000 x and a complete range of viruses in culture together with 2000 feet of film to explain his technique and will be able to show these and other slides.

It occurs to me, as a Fellow of your Society, that it would be of signal interest to the Society that he be invited to give a lecture to the members since nothing of this kind has ever been publicly shown.

The viruses of cancer, tubercle, infantile paralysis, etc., will, you will readily see, bring us to a stage when we can definitely cure these and other diseases, and, I believe, it is of paramount importance that this opportunity be offered to our Society before any other arrangements be made.

Will you kindly cable me to this address whether you can arrange this in principle and suggest suitable dates in January or February for confirmation?

I am,

Sincerely yours,

(Signed) B. Winter Gonin,

M.R.C.S., L.R.C.P., F.R.S.A.
39 Welbeck Street, W.,
The Gables, Shortland, Kent.
England.

C O P Y

for Rife

16 June, 1938.

Dear Mr. Hutchinson:-

Thanks for yours of the 15th inst. Of course I shall be delighted if my name be posted as a very humble admirer and follower of Dr. Rife, and I feel sure that Dr. Parsons and Mr. Blewett will be equally sensible of this honor.

I enclose a copy of a letter sent this morning to one of our learned societies, of which I am a fellow. After perusal, please show this letter to Dr. Rife.

I will advise you immediately I receive an acknowledgment. With kindest regards to all, I am,

Ever yours sincerely,

(Signed) B. Winter Gonin

San Diego, California
May 31, 1938

Dear Doctor Rife:

In connection with our purchase from you of one of your microscopes, it would appear desirable:

(a) For us to form in London a holding corporation to acquire and develop all rights in connection with the Rife microscope, and other Rife optical instruments, throughout the world, with the exception of the United States of America; and

(b) For you to explore the possibilities of developing a more rapid method of manufacturing your microscopes so that they could be handled on a commercial basis, time being of importance in such connection, with a view to our making distribution in foreign countries on terms to be mutually agreed upon.

It is understood that this is not a contract, but merely an expression of our thought regarding future developments.

Yours sincerely,

R. Winter

Approved

Roy A. Rife

E. J. Rife

W. J. Rife

- 2 -

We are of one accord in expressing our most sincere appreciation of the very frank and friendly attitude you have shown, and the very cordial relationship which is evidence of our common objective in life.

Yours sincerely,

B. Winter *sonin.*

W. I. B. Bennett

W. I. B. Bennett

APPROVED AND ACCEPTED:

Ronald R. Pike

U. S. Grant Hotel
May 28th, 1938

ORIGINAL

Dear Doctor Rife:

We believe that the following correctly summarises the arrangement mutually agreed on yesterday:

The undersigned agreed to purchase, and you agreed to supply a Rife Microscope on the following terms and conditions:

The microscope is to magnify 10,000 times as measured by Zeiss test plates.

The lenses and prisms will be of suitable optical glass.

The instrument is to be self-contained, with four objective units from 1,800X upwards, and to be constructed with binocular vision.

You estimated the cost of the parts at about \$2,500. We agreed to pay you \$5,000. to cover cost of parts, assembling and adjusting, and bringing to England before the end of 1938.

Together with the microscope you will undertake to bring to England a set of samples of viruses of pathological importance.

Because time is a very important factor, we suggest that payment be made in five equal installments as the work progresses; the first installment of \$1,000. is to be paid the first week in June, 1938; the second installment on receipt of a letter from you stating that the parts have been ordered and work commenced.

Each successive installment will be paid on receipt of the assurance by letter from you that the corresponding amount of work has been done on the microscope; the last installment of \$1,000. being made when the microscope has been completed to our satisfaction.

When you come to England we undertake to arrange for you to give a demonstration of your microscope to leading scientific workers.

We hope that you will bring Mrs. Rife with you, and arrange to stay a month or two, so that we may get the benefit of your knowledge of the pathology of disease.

You will make such arrangement that in the event of any unforeseen circumstances preventing the completion of this agreement by you, we are, on payment of a total of \$4,000. to have undisputed possession of the portable microscope of over 10,000 magnifications at present installed in your laboratory in San Diego.

We hope that satisfactory arrangements can be made with you later whereby we may acquire the right to manufacture or sell your microscope in Great Britain and other parts of the world, except the United States of America.

around with them showing
them the high spots and sights.
Don't miss his visit as I
am sure he will be much
interested.

Of course he knows Dr. Roseman
very well and knows that he
knows ~~Dr. Roseman~~ ~~Dr. Roseman~~ ~~Dr. Roseman~~ very well of
your misdeeds and work.

Please acknowledge re-
ceipt of this to me at Canton.

Also write me after Dr O'Leary's
visit. Tell my sister I
will write her next Monday
or Tuesday from Canton.

Yours Truly

W. H. F. F. F.

HOTEL KAHLER

THE KAHLER CORPORATION




ROCHESTER
MINNESOTA

²
The morning as he will expect
to return there the same day -

Mrs. O'Leary will be with him
and perhaps my other man -

For as much as he has been
very kind and helpful to me
and both he and his wife
are good friends of Mrs. Trunk
and myself I want them to
see Mrs. Bridges for a moment
if she is able to -

Tell her about this.
Any time show him some of
the garden and view -



HOTEL KAHLER
ROCHESTER, MINN.

I have suggested to
him that ^{when} his visit to
the laboratory is complete
that you might get in
his automobile and drive
over

OWNING AND OPERATING

HOTEL KAHLER · HOTEL ZUMBRO · HOTEL DAMON · KAHLER HOSPITAL
COLONIAL HOSPITAL · WORRALL HOSPITAL · CURIE HOSPITAL
CAFETERIA · MODEL LAUNDRY · ROCHESTER DIET KITCHEN
KAHLER SCHOOL OF NURSING

Be sure to ^{ask or send one} Ruth to take
the call and get you to come
to the phone -

If you are not home when
he calls have Ruth take ~~his~~
his hotel and telephone number
so you can call him and
set up the appointment.

Doctor Paul O'Leary is his
name. I am giving him a
letter of introduction to you.

I also told him that Mrs.
Bridges business office is
in the Electric building so
tell Miss Stark to take his
number if he should call the
office instead of the house.

I could not give him the
telephone number of either the
house or the office.

I described when he drove
down to turn right at the
Marine base etc.

Probably he will start and
drive down from Los Angeles in

HOTEL KAHLER

THE KAHLER CORPORATION



Dear Roy - May 26/38
ROCHESTER MINNESOTA
 I have been here at the Mayo Clinic for about ten days -
 Am leaving for home in a day or two - 27.

Dr. O'Leary one the important doctors on the staff here and a good friend of mine will leave for Los Angeles tomorrow for a short visit there -

I have induced him to go to San Diego for one day to see your laboratory and especially your microscope. He will telegraph you some day from Los Angeles to Mrs Bridges number so as to advise of what day he will be in San Diego.



HOTEL KAHLER
ROCHESTER, MINN.

OWNING AND OPERATING

HOTEL KAHLER · HOTEL ZUMBRO · HOTEL DAMON · KAHLER HOSPITAL
 COLONIAL HOSPITAL · WORRALL HOSPITAL · CURIE HOSPITAL
 COLLEGE APARTMENTS · ZUMBRO APARTMENTS · ZUMBRO
 CAFETERIA · MODEL LAUNDRY · ROCHESTER DIET KITCHEN
 KAHLER SCHOOL OF NURSING

April 16th.

1938

1302 N. Harper Av.,
Hollywood, Calif.

Dear Doctor Rife,

I was quite fascinated by our discussion the other evening when I met you with Arthur Young. It seems that not only your work in optics, but also your work in medical research, must have borne great fruit. I also feel that such an instrument as your microscope should not be unavailable to research and Arthur Young and I feel that every effort should be made to get acceptance for such a device.

As a physicist I am personally interested in the problem, and especially the limitation of the lens cross-over point, for, after all, to obtain perfect resolution the actual cross-over should be dimensionless, which is not possible. Any system which eliminates this state of affairs must carry importance; furthermore the general theory also indicates some of the inexplicable difficulties encountered when trying to focus electron beams and radio-waves.

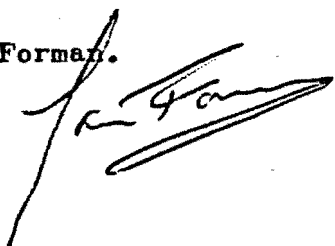
I would very much like to visit you on Thursday or Friday, as I have to be in Mount Palomar on Wednesday afternoon. Perhaps even Wednesday evening would be convenient, as it is not far from Palomar? In any case I should very much like to have the opportunity of seeing the intermediate microscope in action. That is important in any weighing up of the matter in which we are interested.

Yesterday I had the opportunity of re-visiting my old friend, Prof. G.W. Potapenko, one of the senior professors at Cal. Tech., and his dream is to try and form a group for research into medical physics, absolutely apart from the medical profession. He is very fascinated by my account of your microscope and is wondering if he too could visit you. I said I thought it might not be possible, but that I would ask you. In any case he begs me to look at a "colloidal network" he has developed, and even if you do not care to see him, perhaps, when you demonstrate your device to me, you will allow me to examine such a network. It is supposed to be a completely new molecular filter which filters out every possible virus and its structure is of necessity very fine and should show perfectly in your instrument.

Looking forward to seeing you next week,

Yours sincerely,

Jan Forman.



Mar. 23, 1938

WESTERN ELECTRONIC CORP.

INVISIBLE RAY PROTECTION -- AUTOMATIC DOOR OPERATORS


8282 MELROSE AVENUE
LOS ANGELES, CALIFORNIA
YOrk 7286

He is very anxious to meet you at some convenient time and would like to make a comparative test with the lens that we used knowing that the lens is not the ultimate. He would want to set up the lens with their regular photographic lens and use the same stop to give them a check on the speed of the lens.

I might say right here, that he definitely says that the stereoptical lens is impossible, but that still does not bother us, and I assure you that if the lens is made and gives a stereoptical effect with speed, Mr. Nickolaus will be glad to look at it (by request). There is many a problem to be worked out if we can once get started and get in with them and can get hold of their problems.

Hoping to hear from you soon.

Very truly yours,



C. W. Larsen

CWL:D

WESTERN ELECTRONIC CORP.

INVISIBLE RAY PROTECTION - AUTOMATIC DOOR OPERATORS

8282 MELROSE AVENUE
LOS ANGELES, CALIFORNIA
YOrk 7286

March 23, 1938

Dr. R. R. Rife
708 Electric Bldg.
San Diego, Calif.

Dear Dr. Rife:

Last Saturday afternoon Dr. Jones, Mr. Chewning and myself went to the M.G.M. Studio and had a chat with Mr. John Nickolaus regarding the lens and so forth.

Mr. Nickolaus is from the old school, admitting he knows nothing about theoretical opticals, but boasts of many years of experience in practical photography, also all his experience with people who have attempted to accomplish the same thing. I find, however, that the old proverb, "If I haven't done it, it can't be done" is still alive, which, of course, is to be expected. I do find, however, that he is willing and anxious to test any lens that we should want tested or compared directly with their best lens. The test will be made on stage and under the same conditions. I believe he is honest and sincere, but must be shown.

There is one thing to bear in mind in the design of any lens for the motion picture industry: that a lens must have speed and be able to work F3.5 or less. In other words, illumination is the problem and this can readily be understood because most of the motion picture work is done on stage and depends on artificial illumination, not sunlight.

Mr. Nickolaus did inspect those prints very carefully and noted immediately that the field was flat or there was no spherical aberrations which point was proved by the photograph of the grill in the background, which was an especially good subject. He made the remark that at least there is one thing that has to be accomplished and that is to compare the two lenses on interior photography.

TELEPHONE
WELBECK 1021.

12, PARK CRESCENT,
PORTLAND PLACE,
W.1.

*Transh/fw
1438*

Dear Dr Rife

*I have received
enclosed from Post
Office. Would you
enquire from your
end and if any
be forwarding pathological
material from U.S.A.*

*Yours sincerely
W.B. Richards*

Telephone :—

Terminus 4272

Extn. ¹⁴⁷

P.O. Reference *IS. 46886/34*

Your Reference. —



Returned Letter Section,
Mount Pleasant,
London, E.C.1.

16th - Feb. 1938

Dear Sir / ~~Madam~~,


With reference to your enquiry of the
4th inst. about a parcel addressed
to *you*

from *San Diego, U.S.A.*

I am sorry no trace of such a parcel can at
present be found in this country.

I should be glad to assist you further,
but it is found that the best means of tracing
a parcel is by enquiry initiated at the first
stages of its course, and I would therefore
suggest that you should ask the sender of the
parcel to have the matter taken up at the
Office of posting.

Yours faithfully,

W.B. Richards 
W.B.

IS 720a

507057J

Divisional Controller.

WESTERN ELECTRONIC CORP.

INVISIBLE RAY PROTECTION -- AUTOMATIC DOOR OPERATORS

8282 MELROSE AVENUE
LOS ANGELES, CALIFORNIA
YOrk 7286

March 1, 1938

Dr. R.R. Rife
708 Electric Bldg.
San Diego, Calif.

Dear Dr. Rife:

I received your letter of the 24th and was glad to learn that you are ready now.

Due to the illness of Mr. Chewning's wife, it has been rather uncertain as to when we could get away. As it now stands, Mr. Chewning and I will be down Friday unless Mrs. Chewning should take a turn for the worse, in which case we will wire you that we cannot come.

Very truly yours,


C. W. Larsen

CWL:D

got this right?

I promised to send to you upon my return one of my stereo pictures of the fundus of the eye. By way of keeping this promise I enclose one. The white spots to the right of the head of the optic nerve are to be disregarded. They are the reflections of the carbon tips of the arc light, the source of illumination.

I thank you cordially for your kindness and patience upon the occasion of my visit. You are doing a marvellous work and I wish you success —

Sincerely yours

W. Barclay Tinkley

W. BARCLAY STEPHENS, M.D.
1250 BAY STREET
ALAMEDA, CALIFORNIA

July 22nd 1938.

My dear Dr. Rife:

I retain a very lively memory of the most interesting evening which I recently spent with you in company with Major Chamberlain and Mr. Wohloff. You were most kind to give us so much time.

I was fascinated by the superb work you are doing, by your technique, your photo-micrographs, the beauty and intricacy of your microscopes, and your skill with tools. Seldom do we see skill in so many directions combined in one man -

There are a multitude of questions which I would like answered, but I will confine myself to one, which is asked to make sure that I understand you correctly. It is concerning the control of the light for examining filterable viruses -

My understanding was that you passed the light through a Risley prism and that in this manner you obtained a monochromatic light and that its rate of vibration was controlled by varying the Risley prism - by monochromatic light is polarized light? Did I

WESTERN ELECTRONIC CORP.

INVISIBLE RAY PROTECTION -- AUTOMATIC DOOR OPERATORS

8282 MELROSE AVENUE
LOS ANGELES CALIFORNIA
YOrk 7286

Feb. 4, 1938

Dr. R. R. Rife
708 Electric Bldg.
San Diego, Calif.

Dear Dr. Rife:

Not having heard from you as yet, I assume that you are not coming up this week.

If you and Mr. Hyland have arrived at any conclusion regarding the set-up we spoke of the other night you might drop us a line and give us the general idea so we can plan accordingly.

Dr. Jones has shown the photographs of the tree and the mountains in the background to several of the principles of M.G.M. and of course, they are all suspicious of trick photography. Witnessing the photographing would settle that.

Hoping to hear from you soon.

Very truly yours,



C. W. Larsen

CWL:D

WESTERN ELECTRONIC CORP.

INVISIBLE RAY PROTECTION - AUTOMATIC DOOR OPERATORS

8282 MELROSE AVENUE
LOS ANGELES CALIFORNIA
YO 7286

Jan. 25, 1938

Dr. R. R. Rife
708 Electric Bldg.
San Diego, Calif.

Dear Dr. Rife:

I had lunch with Dr. Jones yesterday which was the first time I had seen him since his trip to San Diego and he is very enthusiastic. I really believe he saw and learned far more than he expected. I will say that he emphasized his enthusiasm regarding your method of attack of any problem.

Friday of this week Mr. Chewing and I will be down. If you could have photographs of an object using your flat field lens and your telescopic lens which is mounted on your gun, it will expediate completion of final arrangements. The object is to make a direct comparison of the flat field lens and a standard lens. Of course, the best way of comparing them would be to photograph an object with both lenses.

In testing the telescopic lens, the object should be photographed at several settings of the telescopic lens. Of course the same thing could be accomplished by viewing the object on the ground glass. I would like your reaction regarding this test.

I am looking forward to seeing you Friday.

Very truly yours,



C. W. Larsen

CWL:D

RIFE RESEARCH LABORATORY
708 Electric Bldg.
San Diego, California

January 20-1938

Dr. O. Gruner,
Montreal, Canada.

Dear Dr. Gruner:-

Your letter and specimens to hand some time ago. I certainly appreciate your finding some old crypto cultures and sending them. We have tried to revive them, but up to date have not had much success; but they have done exactly the same as some old cultures of ours, which we will explain to you at a later date, and have you check on it.

The report on the five cultures you sent are as follows:

B.M.5. on K using Standard microscope. This preparation revealed numerous cellular casts of large dimension; growing from these casts was a fungus resembling somewhat crypto, the heiphy seeming much larger and more granular than the standard crypto; there are a few short motile rods, also a few cocci; this will be examined under No.4 with monochromatic beam illumination. There are a few granules decidedly resembling what we term BY isolated from sarcoma.

1197. Under Standard microscope find numerous groups of small cocci imbedded in the albuminal substance; also numerous cells decidedly resembling the blood cells of a fowl; cannot understand their presence in material from an unhatched egg, a few small short rods also a few short chains of streptococcus. Under No.4 with monochromatic beam illumination the granules in this culture appear more like BX.

S.M.5. Glucose broth. Under Standard microscope epithelium cells, small cocci, a few small short rods, and occasional degenerated red cells. Under No.4, using monochromatic beam illumination, there are granules resembling our BY (sarcoma).

1238. Under Standard microscope there are small monococcus, large motile bacillus, diplococci and spores decidedly resembling the spores of crypto. Under No.4, using monochromatic beam illumination there are granules resembling our BY (motile about 25%) sarcoma.

Unnumbered Culture:- Under Standard microscope and using a special Zeiss lens. Very small motile cocci visible; under ordinary power not visible, many agglutinated clumps of small cocci due to some unknown condition. Under No.4 monochromatic beam illumination numerous granules BY sarcoma.

Trusting this will give you the desired information, and with best regards to you and Mrs. Gruner from Mrs. Rife and myself,

Yours very truly,

RIFE

WESTERN ELECTRONIC CORP.

INVISIBLE RAY PROTECTION -- AUTOMATIC DOOR OPERATORS

8282 MELROSE AVENUE
LOS ANGELES CALIFORNIA
YOrk 7286

Dec. 9, 1937

Dr. R. R. Rife
708 Electric Bldg.
San Diego, Calif.

Dear Dr. Rife:

If it rains Saturday, Dr. Jones will be unable to keep his present appointments and would like to come down to San Diego, leaving here Saturday noon and returning the same day. This may be his last opportunity to come down before the Holidays and he would like to make some decision before the Holidays.

Will you please wire or telephone me collect Friday afternoon or Saturday morning, so I can tell Dr. Jones in plenty of time if this arrangement is satisfactory. Of course, as explained above, if it is not raining, Dr. Jones will be unable to come down this coming Saturday.

Very truly yours,

C.W. Larsen

(D)

CWL:D

C. W. Larsen

WESTERN ELECTRONIC CORP.

INVISIBLE RAY PROTECTION -- AUTOMATIC DOOR OPERATORS

8282 MELROSE AVENUE
LOS ANGELES CALIFORNIA
YOrk 7286

Dec. 6, 1937


Dr. R. R. Rife
708 Electric Bldg.
San Diego, Calif.

Dear Dr. Rife:

Your reply arrived too late to get Dr. Jones to come down the 3rd and consequently he went to Palm Springs over the week end.

Gilbert and I will be down Wednesday evening to see the film and it may be possible to get Dr. Jones to come down this week end.

Very truly yours,



C. W. Larsen

CWL:D

WESTERN ELECTRONIC CORP.

INVISIBLE RAY PROTECTION -- AUTOMATIC DOOR OPERATORS

8282 MELROSE AVENUE
LOS ANGELES CALIFORNIA
YOrk 7286

Dec. 1, 1937

Dr. R. R. Rife
708 Electric Bldg.
San Diego, Calif.

Dear Dr. Rife:

Not having heard from you, we do not know if you are prepared to have Dr. Jones call or not. We do not want to make a definite date with Dr. Jones until we know that you are definitely ready to see him, and until we hear from you we will not make any definite plans as we do not want to come down and not have photographic tests of the types and lenses.

I have talked with Mr. Strauss several times recently. He has completed his job on the San Francisco Oakland Bay Bridge and is now resting at Palm Springs and about the first of the year I promised to bring him down to meet you. He has been under the Doctor's care and will not be able to come down until that time.

Hoping we will hear from you soon,

Very truly yours,



C. W. L. arsen

CWL:D

WESTERN ELECTRONIC CORP.

INVISIBLE RAY PROTECTION -- AUTOMATIC DOOR OPERATORS

8282 MELROSE AVENUE
LOS ANGELES CALIFORNIA
YOrk 7286

Nov. 22, 1937

Dr. R. R. Rife
708 Electric Bldg.
San Diego, Calif.

Dear Dr. Rife:

In my previous letter I stated that I would not have time to drop down to see you on our way to San Diego; however, as you probably know we had to make a call out in your direction and did drop in just to say hello. I stated then that the Dr. Jones would be down in the next three weeks. Today I have been informed that it is quite definite that he will be in San Diego the 3rd of December at which time he wants to see the lenses or photographs made with lenses of ~~the~~ similar type, also the film or photographs of the type.

As you will recall, this Dr. Jones is Louis B. Mayer's private physician and Mr. Nagley's advisor especially for the preliminary moves.

Please advise me if this will be ready by that time and we will give you several days notice as to the exact time Dr. Jones will be there.

Very truly yours,


C. W. Larsen

CWL:D

WESTERN ELECTRONIC CORP.

INVISIBLE RAY PROTECTION -- AUTOMATIC DOOR OPERATORS

8282 MELROSE AVENUE
LOS ANGELES CALIFORNIA
YOrk 7286

Nov. 5, 1937

Dr. R. R. Rife
708 Electric Bldg.
San Diego, Calif.


Dear Dr. Rife:

Within the next three weeks Mr. Chewning and I would like to bring Dr. E. B. Jones down to have an interview with you. If you will recall, when Mr. Chewning and I were down there, we spoke of Dr. Jones as the personal physician of Mr. Mayer. Dr. Jones has just returned from a hunting trip in Canada and has been busy and will be busy for the next week or so, but is very anxious to get down to meet you as soon as he gets his business straightened out, which, as stated, will be within the next three weeks. As Dr. Jones is a practicing physician on the Hospital Staff, we have to choose a time convenient for him to get away. However, we will give you a few days notice as to the day and time we can be there.

One of the principles of the Bushell Oil Co. asked me if I knew where he could get a complete chemical analysis of a sample of oil produced by one of their wells. I thought of you and without mentioning your name, told him I knew of someone who might do it, but I didn't know if it were possible for you to take the time, and would find out. If you are interested and can make an analysis of this oil, notify me of the cost and the amount of oil you would want to make such an analysis.

Monday morning I will be down in your direction, but won't have time to get over to San Diego this trip. I will be glad to hear how you are getting along with the film as Dr. Jones is very much interested and it would be an advantage to show him some concrete evidence pertaining to the film and lenses.

Very truly yours,



C. W. Larsen

CWL:D

October 15, 1937

Dr. Roy Rife
2500 Chatsworth Avenue
San Diego, California

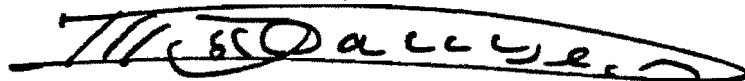
Dear friend Roy:

I haven't heard from you since writing you pertaining to evacuation, but the thought occurred to me recently that you may be able to get away and come up here on an elk hunting trip for a short time; and if so, during your stay here, even if only a few days, a little previous preparation such as ordering for necessary equipment, we could build up here your evacuation equipment on a table such as you see advertised complete, ready to be shipped to San Diego at a very nominal cost compared to equipment listed in catalogs, the major advantage being that our technician here with our equipment can do a very neat job as far as our part of it is concerned. Making of the manifold outside of the glass stopcocks, and arranging and mounting of the equipment would be of no cost to you, as we would gladly build it up for you.

Hoping you can arrange for such a visit which would not require a great deal of time. Best personal regards to you.

Yours truly,

MARVEON DISPLAYS, INC.



D. F. Sawyer, Pres.

em

P.S. If you have adequate fires for working glass point, all that will be necessary for evacuation equipment would be a mercury aspirator, a high vac pump and your glass stockcocks, as we could make the mercury monometer here unless you desire very technical readings. In that event it would call for a McLeod Gauge, which we could also order from here if you desire to have it arrive by the time you get here. I am going to Salt Lake this coming week and may be able to pick up a used high vac pump at quite a reasonable cost.

D.F.S.

MILBANK JOHNSON, M. D.
~~PACIFIC MUTUAL LIFE BLDG.~~
LOS ANGELES, CALIFORNIA
Subway Terminal Building

October 13, 1937

My dear Roy:

I haven't heard a peep from anybody in San Diego since I left on the 15th of September, which is about a month now, and I am very anxious to know what you are doing down there. Did you get the tobacco mosaic and were you able to do anything with it?

Also Phil thought that I could have that big machine in a couple of weeks after leaving. Would you kindly ask him how he is getting along with it and about when I can expect to have it? Some of these patients up here are getting anxious.

Did you get the case reports which I sent you and did you return to Dr. Couche his release cards and also the reports of his cases? I have not received any acknowledgment from Dr. Couche nor from you as to whether you got them or not.


This letter is full of questions and I hope I will not be disappointed in getting answers to a few of them because my work depends a good deal upon these answers.

Yours very sincerely,



MILBANK JOHNSON

Mr. Royal R. Rife
2500 Chatsworth Boulevard
San Diego, California

*P.S. Have you heard anything from
Dr. Gummer? I have not.*


600 BURLEIGH DRIVE
SAN RAFAEL HEIGHTS
PASADENA

WESTERN ELECTRONIC CORP.

INVISIBLE RAY PROTECTION -- AUTOMATIC DOOR OPERATORS

8282 MELROSE AVENUE
LOS ANGELES CALIFORNIA
YORk 7286

Oct. 4, 1937

Dr. R. R. Rife
708 Electric Bldg.
San Diego, Calif.

Dear Dr. Rife:

We mailed you samples of four emulsions listed below.
We are giving the Weston and Scheiner exposure readings
which will give you an idea of their relative speeds.

Infra Red (Pan emulsion)	Weston	40,		25
Super X	"	"	"	32 Scheiner 24
Parpan (Full pan)	"	12	"	17
Micropan	"	"	"	16 " 21

Parpan and micropan are full pan emulsions with no
"green dip". They should be developed in total darkness
using paraphenylene-diamine developer. In fact Infra red
and Super X will give better results if developed in
Paraphenoylene-diamine developer. Parpan is Duponts
latest emulsion and has the least grain of any of their
emulsions.

If there is any further information you desire, kindly
let us know.

Very truly yours,

C. W. Larsen
C. W. Larsen

CWL:D

414 Redwood Street

San Diego California

October 1, 1937

Dear Dr. Rife:-

Mr. Paul Vallee, who has been interested in the Ramona Mine for a number of years, has been up there during the present week, and we would like to come over and talk to you of the possibilities there. Perhaps you would prefer to meet him at my house, which can be arranged, if you will let me know if you prefer this. Mr. Vallee would like very much to see your laboratory some time, but what we would both like now, is to talk over the mine with you.

If you will telephone me, I will talk to Mr. Vallee and make an appointment for a meeting.

Very sincerely yours,

Ellen M. Birnie

Hilcrest
4797 J

**MARVEON
DISTRIBUTORS**

AT
AT LAKES CITY
NEW YORK CITY
SAN FRANCISCO
SAND RAPIDS
PHILADELPHIA
LOS ANGELES
MINNEAPOLIS
NEW ZEALAND
SPRINGFIELD
MANHATTAN
EVANSVILLE
SIOUX CITY
PLAINFIELD
SAN DIEGO
MILWAUKEE
AUSTRALIA
PORTLAND
BLUFFTON
DUBUQUE
CHICAGO
PHOENIX
SEATTLE
DENVER
DALLAS
PEORIA
OGDEN
TAMPA
MIAMI
IR

MARVEON DISPLAYS, INC.

FACTORY & GENERAL OFFICES

ROCK SPRINGS, WYOMING

604-608 DEWAR DRIVE

PHONE 170

Sept. 29, 1937

Dr. Roy Rife
2500 Chatsworth Ave.
San Diego, Calif.

Dear friend Roy:

Very please to receive yours of recent date. Have been planning to get to California for some time, but have so far been unable to do so.

We had already received a letter from Mr. Larson pertaining to the traffic regulation, and are already corresponding with him in regard to same.

We wish to take this opportunity to thank you in regard to your recommendations to this prospect, as we feel we shall be able to do something for them along that line.

With reference to vacuum pump equipment, I am enclosing herewith literature pertaining to Betts Super-Vac Vacuum Pump, which, with a mercury aspirator will undoubtedly give you your desired results down to 1/10,000 m.m.

The Eisler aspirator, as per enclosed literature,, is very good. In either case, I believe I would use a water-cooled aspirator, as air-cooled, in my opinion, is not nearly so efficient.

As far as the glass manifold is concerned, if you will get the German hollow ground glass stopcocks, we will gladly fabricate your glass manifold here--which will help somewhat in the installation of vacuum equipment. You can undoubtedly determine approximately what your requirements will be by a study of the enclosed literature.

Not knowing what sort of a job you are going to do with this equipment makes it a little hard for us to make recommendations. However, a Sinco Hi-Vac. Pump, a glass manifold, a McLeod Gauge #1092 for accurate reading, which is necessary on high vacuum pressure, or a 166-G Qwik Read Gauge, as shown by Eisler, will do the trick.

WESTERN ELECTRONIC CORP.

INVISIBLE RAY PROTECTION -- AUTOMATIC DOOR OPERATORS

8282 MELROSE AVENUE
LOS ANGELES CALIFORNIA
YOrk 7286

Sept. 25, 1937

Dr. R. R. Rife
708 Electric Bldg.
San Diego, Calif.

Dear Dr. Rife:

We are withholding all information from Mr. Ray until plans are definitely formulated regarding the film and lenses for the directory and lenses for other purposes. I think you will understand why. Therefore, if he should call on you Monday while in San Diego, we would appreciate it if you would not discuss these things with him.

Very truly yours,



C. W. Larsen

CWL:D

WESTERN ELECTRONIC CORP.

INVISIBLE RAY PROTECTION -- AUTOMATIC DOOR OPERATORS

8282 MELROSE AVENUE
LOS ANGELES CALIFORNIA
YORk 7286

Sept. 24, 1937

Dr. R. R. Rife
708 Electric Bldg.
San Diego, Calif.

Dear Dr. Rife:


It is enfirely satisfactory for us to meet the appointment on Wed., Sept. 29th and we will meet your train at 6:15 P. M. at the Santa Fe station.

I have written to Mr. Strauss and also to Mr. Sawyer and hope to have a reply from Mr. Strauss by Sept. 29th. I have also talked over the possibilities of your lenses, especially the one we call the "Zoom" lens, (the one you have on your gun) with men who are recognized in the motion picture industry, and the answer is as usual, "There isn't such a thing", in other words again, "It can't be done."

If it would be convenient to you, I would like to have you bring that particular lens in addition to the film and projector. Also bring whatever lenses you think best to demonstrate the difference between your lenses and the standard lenses, and some photographs or anything that will bring out the quality of the lenses. I am asking this because the principals of our organization will be at the demonstration. One of the principals, Mr. F. E. Garbutt, is ill and it has been arranged that his Father, Mr. F. A. Garbutt, may take his place at this demonstration.

We are looking forward to seeing you Wednesday, and hoping that this arrangement will be convenient to you.

Very truly yours,



C. W. Larsen

CWL:D

August 27, 1937

Dr. John Bonsall Porter,
Guysboro, Nova Scotia.

Dear Dr. Porter:

Was indeed sorry to hear that you did not receive my last letter as I presumed you were at McGill.

Mr. Johnson was over last evening and informed me that you had not received any word from me. I was pleased to hear of the possibility of Dr. Gruener coming out this fall as I am sure we will be able to get enough done in a couple of months for a good start and the rest of our work can be carried on by correspondence in our collaboration with each other.

I received a short letter from Dr. Gruener last evening in which he stated he was looking forward with much anticipation to his trip here so I think there is little doubt of his not coming. I was sorry to hear Sir? Newman was slightly sceptical about the microscope but you can't blame them much owing to the fact that it branches so widely from the realm of optical physics.

I sincerely beleive that the most acid test for the optical properties of a microscope is the comparison photo-micrograph and I do think the photo-micrographs made over these instruments speak for themselves. I will read with much interest the pamphlet from the Royal Society on super-microscopes which Mr. Johnson said I might read. Will let you know anything new I may hear as to Dr Gruener and Dr. Archibald's intentions.

Hoping you have completely recovered from the trouble with your eyes, I remain

Very sincerely yours,

R.R.Rife

WESTERN ELECTRONIC CORP.

INVISIBLE RAY PROTECTION -- AUTOMATIC DOOR OPERATORS

8282 MELROSE AVENUE
LOS ANGELES CALIFORNIA
YOrk 7286

Aug. 18, 1937

Mr. R. R. Rife
708 Electric Bldg.
San Diego, Calif.

Dear Mr. Rife:

I regret that I will be unable to
get down to San Diego tomorrow, but,
if I do not hear from you in the interim,
I will advise you within the next few
days as to just when I will be down.

Very truly yours,

F. L. Ray

F. L. Ray

(a. d.)

FLR:D

LATEST AND GREATEST ADVERTISING MEDIA OF ALL TIME

MARVEON
DISTRIBUTORS
AT

NEW YORK CITY
OFFICE & SHOW
ROOM

CHICAGO

MILWAUKEE

DENVER

GRAND RAPIDS

SALT LAKE CITY

PHOENIX

SAN DIEGO

LOS ANGELES

SAN FRANCISCO

PORTLAND

SEATTLE

BOHE

MARVEON DISPLAYS, INC.

FACTORY & GENERAL OFFICES

ROCK SPRINGS, WYOMING

July 21, 1937

604-608 DEWAR DRIVE

PHONE 170

Dr. R. R. Rife
2500 Chatsworth Ave.
San Diego, Calif.

Dear Dr. Rife:

Some time having elapsed since we sent you the automobile headlight, I am quite anxious to know just what your findings were, and what progress has been made in getting it to Mr. Timkin.

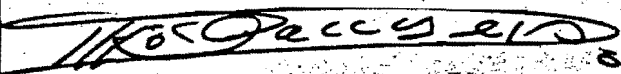
As another deal is now shaping up on the headlight, and we very much prefer placing it with Mr. Timkin instead of the other company, we are purposely holding off to get his disposition in regard to the matter.

We plan to exhibit a display in the National Sign Association Convention in Chicago--which will make it quite impossible for me to get to San Diego before the latter part of August or the first part of September, at which time I shall explain the difficulty we have run into in regard to the ultra-violet light. We find our equipment will not handle quartz glass, but shall obtain equipment for such experiments while in Chicago.

Hoping to hear from you by return mail in regard to progress on the headlight; with best personal regards to all,

Very truly yours,

MARVEON DISPLAYS, INC.


D. F. Sawyer, Pres.
DFS:AS

MARVEON DISPLAYS, INC.

ROCK SPRINGS, WYOMING

604-608 DEWAR DRIVE

PHONE 170

June 26, 1937

#2 Dr. R. R. Rife

light, directly behind the source of light--which is the case with Marveon reflectors.

Still further, we may say it is true with the needle point parabola, that all light coming from the needle point portion of the source of light is reflected parallel with the axis; the difficulty being that the major part of the source of light is out of focus, due to its oversize proportion with the needle point parabola.

Marveon differs in this way, either in single or double-axis paraboloids: Instead of being calibrated from a needle point, it is calibrated from the circular area of the source of light. Consequently, if both source and parabola are perfect, all incident rays striking the point of tangency are reflected parallel with the axis, which produces an automobile headlight, in either single or double axis parabolas, without cross or misdirected rays--which is commonly known as "glare"--when meeting an approaching car.

We do have, and can prove--by the enclosed sample, as well as by the theory of light and reflection--an absolutely non-glare headlight, except for one condition only, and that is, in meeting and approaching a car at the top of a hill the parallel beams occasionally pass the vision (downward) of the driver of the approaching car.

Sincerely yours,

MARVEON DISPLAYS, INC.

D. F. Sawyer
D. F. Sawyer, Pres.

DFS:AS



MARVEON DISPLAYS, INC.

ROCK SPRINGS, WYOMING

604-608 DEWAR DRIVE

PHONE 170

June 26, 1937

Dr. R. R. Rife
2500 Chatsworth Ave.
San Diego, Calif.

Dear Dr. Rife:

I am shipping you, under separate cover, one of our oblique, double axis paraboloids of revolution, which is equipped with the nearest filament it is possible for us to make with our equipment. This filament is what we call a surface filament, rays from the outer edge of which are intended to start exactly at the beginning of the parabolical arc, the parabolical arc having been calibrated precisely to fit this filament. Beginning parallel with the axis, a distance one half the diameter of the filament is where the parabolical arc commences.

Or, in other words, the first ray of incident light leaving the filament strikes the back of the reflector at first point of tangency one-half the distance of the diameter of the filament from the axis, and is reflected in a parallel line with the axis.

The above description pertains to one-half of the reflecting surface of the reflector; this being a double axis reflector with the source of light situated between the two axes, gives the same results on both parabolas, or both top and bottom section, providing both contour and reflecting surface are absolutely perfect--which is not the case with this reflector. A perfect, pressed reflector of this contour, with a perfect reflecting surface, such as chrome or nickel, would reflect two pronounced beams of parallel light; one striking the road the proper distance ahead of the car, for close driving, and one down the road still farther ahead, for driving range; spread of which can be governed to absolute proportions on sides of road by perpendicular prisms in lenses.

Tests will prove conclusively that we do have absolute control from the reflected surface, when this principle is involved in reflecting light.

As compared to present or conventional reflectors used in automobile headlights today--which are the old needle-point principle: In a single axis parabola, in most cases 60% of the incident rays from the source of light, upon striking the point of tangency, do not reflect parallel with the axis. This is due to the fact that the parabola is calibrated from a needle point instead of being calibrated from the outer edge of the source of

Mr. R. R. Rife.

2.

leading authorities in cancer research, whereas Archibald is probably the best known abroad of all the Canadian specialists, and Gruner has a very sound reputation both for original work on cancer and for a wide knowledge of what is being done by other research organizations.

Hoping that you will be pleased with developments thus far, and hoping also that I shall have something from England before very long,

I am,

Very sincerely yours,

John Bonsall Porter,

Dictated by Dr. Porter, but
signed in his absence.

per S.M. Bainbridge

MCGILL UNIVERSITY
MONTREAL

J. B. PORTER, D.Sc., M.Inst. C.E.
PROFESSOR EMERITUS

June 22nd, 1937.

Personal & Confidential.

Mr. R. R. Rife,
Loma Portal Station,
San Diego,
California, U.S.A.

Dear Mr. Rife,

I have been rather unfortunate recently in having trouble with one of my eyes, resulting in impairment of vision which is serious and will be permanent. The trouble began while I was in California, but as it was painless I did not realize how bad it was until I got home and was put on special treatment by my ooculist.

I mention this as an explanation of my not having got farther along with your affairs, but I think things have at last gone fairly well, as indicated by a formal letter which bears the same date as this and will explain itself when it reaches you - probably a day or two later.

Dr. Archibald is an old and intimate friend of mine and, as you already know, he asked me before I went to California to see you and learn all I properly could about your work. I therefore saw him and Gruner as soon as possible after I got back, and since then have had several very satisfactory interviews with them, resulting in the formal letter which has been submitted to them and approved.

In discussing the matter with either Dr. Couche or Mr. Free before I left California, I was told that you did not think it desirable for me to mention the fact to any one in Montreal that I was writing to Sir George Newman about your work. I have, of course, kept my promise not to do so, and hope that the English end of the affair will work out favourably, but in the meanwhile Dr. Archibald's proposal seems to me exceedingly urgent and important, for even the most critical people in England or U.S.A. will give full weight to confirmation by him and Gruner of your claims, whereas I have positive knowledge that authoritative circles either in England or here and U.S.A. will ask for something better than statements from Dr. Johnson or Dr. Couche as neither of these gentlemen have the experience or reputation in exact pathological work which the scientific world demands.

I do not wish to be understood as making light of Dr. Couche's work, which I believe to be careful, intelligent, and thoroughly devoted to you, and as regards Dr. Johnson's I am altogether ignorant, having never even met him, but neither of them can claim to great knowledge and experience in pathological research and both are completely unknown to the

Dr. Joseph D. Heitger

-2-

June 1, 1937

that the machine, as at present constructed, varies very markedly under different weather conditions. Wet, cold days at a given setting of the dials, we do not get the same output at the same setting that we do on dry, warm days. As our yardstick for measuring the oscillations coming out of the machine is hazy and very difficult to use, you can readily understand some of our trouble.

I certainly wish that you were here to study with me our findings. I do not want to fool myself, and I have taken every precaution that I know of to prevent that sad occurrence, because I am convinced that the biggest fool in the world is the fool who fools himself. Yet when you consider the advanced age of the patients, averaging well over 70 years and some of them going as high as 93, their reactions, both ~~psychic~~ and physical, to any form of treatment that promises to benefit them are very apt to lead any observer astray.

Not being a trained oculist myself, I have tried to rely only on Dr. Reed's findings. I have, however, formed in the back of my mind one very definite conclusion, and that is that there is a lot about cataract that doctors don't know yet, and that the opacities which we see in the lens are not the sole cause of the lack of vision.

I hope you will pardon this rambling letter and lay it to the fact that I have not yet organized my own work and my own thoughts on the matter. I will send you, as soon as it is prepared, the complete factual information based upon absolute findings, and give you the source and means by which we arrived at any conclusions which we utter. You can take the following as a definite finding: The application of the Rife Ray as we have used it, does, in the great majority of cases, restore the full visual function of the eye; that is, that portion of visual disturbance due to opacities in the lens. How it does it and why it does it, I do not know, but the above statement is an actual fact, supported now by many cases.

Oh Lord! How I wish we could get together and go over this work! I believe it will result in epochal changes in the profession's handling of cataract cases. I have learned a whole lot about cataract and how to use an ophthalmoscope and how to photograph the lens for opacities, but owing to my lack of actual knowledge of the eye, due to my lack of experience with it, I still do not feel very secure in coming to conclusions.

Wishing you and Mrs. Heitger a pleasant and profitable summer, I
am

Very sincerely, your friend,

MILBANK JOHNSON (Signed)

P. S.: What I have told you above is told in the strictest confidence, as we are not yet ready to make a public announcement -- we hope to be ready shortly.

COPY FOR MR. RIFE

June 1, 1937

Dr. Joseph D. Heitger
701 Heyburn Building
Louisville, Kentucky

My dear Joe:

Your very welcome letter of May 29 just came in this morning. I was surprised to learn that Katrine was in Pasadena. It seems to me that I had heard somewhere that she was to be out here at some wedding, but I had not heard that she had arrived. We both hope to be able to see her before she returns.

I closed my clinic on May 28, having been running it for eight months. Our special effort this past winter has been working on cataracts, and while we have treated a number of other infectious conditions (if cataract is an infection), still our principal work has been on the eye.

We have had about thirty cases of cataract. Three of the cases had, as complications, a dewy cornea, if you know what that means. Most oculists do not. We treated the dewy cornea empirically with the same MOR that we used on the cataracts, and the dewy condition disappeared very promptly. In two of these cases, the patients had both cataract and dewy cornea.

The clinic just closed last Thursday, and I have not as yet had time to completely recapitulate and classify all of the cases. I am in the middle of that job right now. When I get it finished, I want to send you a copy of it for your disinterested criticism. The facts that will be brought out by this report are not guesses, but in every case, they are the result of first, an initial examination by Dr. J. Ross Reed, an oculist of Pasadena, whom no doubt you know. This record is placed at the head of every case before I take it, and during the treatments, which average about thirty exposures of three minutes each with the Rife Ray, Dr. Reed examines the patient, reporting to me the progress, if any, which has been made. When the corrected vision gets 6/6 in one or both eyes, the patient is dismissed as functionally cured, even though the visible opacities have not been entirely eliminated. These reports are carefully checked with the ophthalmoscope. What will no doubt surprise you, Richard Winter, my nephew, has photographed all of the interesting cataracts for me, giving us a permanent record which could not be influenced by any desire on our part, the camera being unemotional and recording only facts.

Every case that we have treated, with the exception of one which was a traumatic cataract where the lens was absolutely opaque and of recent origin, has been benefited. The process of coagulation has been stopped and there has been a distinct retrogression of the opacities, resulting, in most cases, in a complete restitution of the function of the eye.

The great trouble that I am experiencing, not only with cataract but with other conditions, is to build a machine that will definitely and constantly give an absolutely predictable output. Experience has taught us

MILBANK JOHNSON, MD.

May 29th, 1937,
201 Milford Avenue,
Newark, New Jersey.

Dear Dr. Rife:

Under separate cover I am sending you the photograph you so graciously asked for. While you did not promise more than the picture of your microscope I do hope that I may have one of your good self.

I enclose with the picture a catalog of books from my friend Goldschmidt in London which has several things in it which may interest you. It is not unlikely that you receive his catalogs regularly.

I am also sending you a catalog of my first collection which I gave to a Museum in Three Oaks, Michigan. My present collection of some six times the size contains duplicates of most examples shown in the catalog, I hope I may have the privilege of showing it to you when you are in the East.

Mrs. Chamberlain and I speak so often of the interesting evening we spent with you: perhaps the most interesting we ever spent.

We regret that we are not where we could see you more often.

We send you our best regards and ask to be remembered to Dr. Free and Andrew - ? - .

Sincerely yours,

Fane M. Chamberlain

C
O
P
Y

April 14, 1937

My dear Dr. Walker:

Many thanks for your letter.

Regarding the argon and helium tubes, I think it would be better to await some safe means of transportation, such as some individual coming South. We have duplicate tubes in our laboratory now and are not suffering on that account. We will not need the others until Dr. ZoBell has agreed to undertake this work.

Thanking you again for your many kindnesses to the Committee, believe me

Very sincerely your friend,

MILBANK JOHNSON, Chairman
Special Medical Research Committee
University of Southern California

Dr. E. L. Walker
The Geo. Wms. Hooper Foundation
Second and Parnassus Avenues
San Francisco, California

④

MILBANK JOHNSON, M. D.

~~RECORDED COPY OF LETTER~~

LOS ANGELES, CALIFORNIA

Subway Terminal Building

April 14, 1937

My dear Roy:

Enclosed please find copy of an undated letter from Dr. Walker which I received this morning and which is self-explanatory, and also a copy of a letter that I have written to Dr. Meyer.

Before you do anything definite with regard to Dr. ZoBell, I believe it would be wise to wait until we receive a definite answer from Dr. Meyer on this subject.

Very sincerely,



MILBANK JOHNSON

Mr. Royal R. Rife
2500 Chatsworth Boulevard
San Diego, California

C
O
P
Y

April 14, 1937

My dear Dr. Meyer:

I am just in receipt of a letter from Dr. Walker, a copy of which I am enclosing to you. I am so glad that you approve of the transfer of the work to Dr. ZoBell, and I regret more than I can tell you the trouble that we have put you and Dr. Walker to in trying to get cancer material.

Would it be too much to ask you to send me a letter that I can show to Dr. ZoBell and the new Director of the Scripps Institution of Oceanography, stating definitely that you approve this transfer and why? It will help me very much in getting Dr. ZoBell to do this work. As I am going to be in La Jolla three months this summer, I would like to ask you to write me this letter at your earliest convenience so that I can start the necessary red tape unwinding.

Let me take this opportunity of thanking you, in the name of the whole Committee, for your efforts in this regard.

Hoping that some day when you come to Los Angeles, you will give me an opportunity to thank you in person and also explain to you what we have done in the past year, I am

Very sincerely your friend,

MILBANK JOHNSON, Chairman
Special Medical Research Committee
University of Southern California

Dr. Karl Meyer
The Geo. Wms. Hooper Foundation
Second and Parnassus Avenues
San Francisco, California

MILBANK JOHNSON, M. D.
~~XXXXXXXXXXXXXXXXXXXX~~
LOS ANGELES, CALIFORNIA
Subway Terminal Building

April 12, 1937

My dear Roy:

Attached find copy of a letter I just received from Dr. Gruner. I don't know where he got the idea that we wanted him to check the work that you did in Philadelphia. He certainly didn't get it from me. You have had copies of everything I have written to him, and I never mentioned anything of the kind. However, this is what he said, and please let me know how to answer him. Incidentally, you will note that he says I have no doubt heard from Dr. Archibald. I have not. Had a letter from Dr. Martin which said as little as nothing, a copy of which you have had.

When you write to tell me what to say to Dr. Gruner, please let me know the result of the conference between Mr. Timken and Mr. Wells. I am consumed with curiosity.

If you see Mrs. Bridges, give her our very best regards and tell her that we hope she will be much better shortly.

Very sincerely,



MILBANK JOHNSON

Mr. Royal R. Rife
2500 Chatsworth Boulevard
San Diego, California

600 BURLEIGH DRIVE
SAN RAFAEL HEIGHTS
PASADENA



MARVEON DISPLAYS, INC.

ROCK SPRINGS, WYOMING

604-608 DEWAR DRIVE

PHONE 120

Dr. Roy Rife
2500 Chatsworth Ave.
San Diego, Calif.

Dear Friend Roy:

I shipped the tubes that Dave told me to make for you, also reflector, about three days ago. The glass stands that hold the straight tube to be mounted on the reflector are not exactly the right length. The focal point is supposed to be $3 \frac{3}{4}$ ", but we found after building the reflector that much better results were obtained by setting the tube out a little over the $3 \frac{3}{4}$ ".

No doubt, Dave told you what to look for in focusing the filament to the reflector, but in case he did not: set the reflector up and stand back 15 or more feet on an eye level with the tube or center of the reflector. When the whole reflector is covered with an even light, it is in focus. It may be that you can get only 80 or 90 per cent of the reflector covered with an even light, due to the fact that this was made without a mould.

Hoping the tubes and reflector are what you want; if not, please let me know.

Yours very truly,

MARVEON DISPLAYS, Inc.

A. H. Sawyer, Vice-Pres.

AHS:AS

P.S. One of curled tubes has a special mixture. They are all marked about the same, except the one, which reads "special". This tube does not contain any argon, and it may be red when it first lights up.

AHS.

MARVEON DISPLAYS, INC.
ROCK SPRINGS, WYOMING

604-608 DEWAR DRIVE
PHONE 170

April 9, 1937

Dr. Roy Rife
2500 Chatsworth Ave.
San Diego, Calif.

Dear friend Roy:

We now have the automobile headlight practically ready for the market. I am contemplating a trip East around the 20th of this month on the Neon spotlight and interior illumination fixture.

I thought that possibly, if there were any strings that I should pull on this trip to shape the headlight up to present to Mr. Timkin, I would appreciate knowing them; such as a letter from you to the proper engineer, or even to Mr. Timkin--or whatever course you would recommend taking in the presenting of the headlight to the Timkin Company.

Please furnish me with this information and your recommendation as to how to go about the deal by return mail.

Thanking you for past favors, I remain,

As ever, your friend,


D. F. Sawyer,
Pres. Marveon Displays, Inc.

DFS:AS

C
O
P
Y

McGILL UNIVERSITY

MONTREAL

Faculty of Medicine
Office of the Dean

March 31st, 1937.

My dear Doctor Johnson,

I sincerely hope that by now Archibald and Gruner have written you. It was not easy to get them together to get down to business, and what is more, Gruner is putting in a certain amount of independent work which he wants to complete before making any decision. Probably Archibald has already written to tell you that Gruner should be more informed in details here before going out West. Gruner himself feels likewise, so that I am afraid that you will not be able to get him into your laboratories for the present. If however, the work develops satisfactorily, and if you can send him the material he wants, I think it would help a great deal. Don't be discouraged by the fact that they do not want to carry out further work in Pasadena at present. With the confidence in the work such as you and Dock feel, I am sure you will get much more cooperation from Gruner and Archibald in the future.

Mrs. Martin and I are going off to Italy tomorrow, but I hope when I return, to hear that you have had a satisfactory measure of progress in your efforts,

With all kind regards,

Yours sincerely,

C. I. Martin (Signed)

Dr. Milbank Johnson,
Pasadena,
Calif., U.S.A.

*Dear Roy - Sent you for your information.
I have not heard from Dr. Archibald yet.
Will send you copy when I do.
Please write me what Mr. Wells had to say
for himself.*

V. N. LEBRE

Custom Broker

850 EASTERN PARKWAY
LOUISVILLE, KY.

March 30 1937

Dear Dr. Royal R. Rife;

Recalling pleasure of nigh onto one year ago of meeting in Dr Hietger's office when you were Eastward bound for manufacturing of your Microscopes etc. was wondering if you might grace our coming Derby race May 8 1937. Have heard (but not from yourself) that Rife Research Laboratory is in full swing and I trust it will attain eminence in scientific research, and alleviate human ills.

I enclose a clipping regarding "selecting" sex. I heard another method "California vintage" Man kept in shade. Female like the sun traps (or does) produce a male. and V.V. (?)

Now as you have a phobia about letter writing, please name some one who will give some information, good (or bad) about you, to friends who will fully appreciate and who have a most kindly feeling for your accomplishments and hobbies (if we may call them such names).

Tell us outcome (and how many) of Micros- made and cost or sale price.

With regards to your body and yourself
Do not be so shy
Come out and show
Just a little bit

Sincerely yours

V. N. Lebre

Dear Roy - I forgot to tell you that I
am going to try to get Mr. Cotton who
gave us the pH machine to come down
to San Diego - Be sure to connect up
the machine so he will see that we
are using it when he comes - This is
important, and will be the first thing he
will look for -

Sincerely,

Richard Johnson

3/1/37



Dr. Royal R. Rife
c/o Rife Research Laboratory
San Diego, California

Dear Roy:

I received your letter and have noted its interesting contents. I wrote Milbank some days ago that I would be glad to see you at any time and examine your eyes so that you can be back in the land of comfort again. Milbank expected you to be here about May 2, but I note from your letter that you expect to be here about the 6th. Whatever time you come I will be here and delighted to see you.

In regard to the hearing and sound, I can only say that after eighty years of work we have no real adequate description of sound conduction and sound analysis. The correlations between structure and functional response have been misinterpreted. No one knows better than you that accepted ideas are often strongly entrenched and hard to uproot because it is easier and more expedient to agree with the majority. The mistake has been made that a number of unreal phenomena dependent upon conditions outside the patient have been misinterpreted as conditions inside the patient. The sound-proof room has blown up the misconception that many deaf people hear better in noise. Another misconception in regard to prolonged bone conduction in certain types of deafness has been put on the scrap heap. Again, there is no adequate reason for believing in pitch-range limitations in conduction deafness. The theories of hearing have all been too complicated and based on too many unreal phenomena. Hearing must be simple or else there would be greater variations in our acuity of hearing as normally found. In applied morphology, structural development has been misconceived both in regard to functional response and limitation of function. These are just a few of the complexities that I have been trying to unravel from the literature, and I have learned more about misconception

MILBANK JOHNSON, M. D.
~~PACIFIC SOUTHERN RAILROAD BLDG.~~
LOS ANGELES, CALIFORNIA
Subway Terminal Building

March 1, 1937

My dear Roy:

You no doubt remember Mr. Fred Adamson, a friend of Dr. Heitger's, who was down several times last summer to be treated for sinus trouble. He asked me yesterday to let you know that he would like very much to bring his son, who lives in the East, down to your laboratory next Friday forenoon, March 5th. He wants him to see your big microscope.

If you are not going to be there, please let me know in time so that I can save him the trip.

What have you done about the No. 4 microscope? I wrote you a few days ago and have not heard from you since.

Yours very sincerely,



MILBANK JOHNSON

Mr. Royal R. Rife
2500 Chatsworth Boulevard
San Diego, California

600 BURLEIGH DRIVE
SAN RAFAEL HEIGHTS
PASADENA

MILBANK JOHNSON, M. D.
~~1501 K STREET, N.W., WASHINGTON, D. C.~~
LOS ANGELES, CALIFORNIA
Subway Terminal Building

February 24, 1937


Dear Roy:

When I got home, I found that our man, Mr. Lane, who, I had hoped, could pick up the microscope, had already passed San Francisco and was on his way South.

I think the best thing for you to do is to write a nice letter to Dr. Walker explaining your needs and asking him to express it to you. Or you might see if Dr. ZoBell ← couldn't bring it back with him -- I think I heard you say he was going to San Francisco.

Sorry I wasn't able to get Mr. Lane to bring it back.

Yours very sincerely,


MILBANK JOHNSON

Mr. Royal R. Rife
2500 Chatsworth Boulevard
San Diego, California

600 BURLEIGH DRIVE
SAN RAFAEL HEIGHTS
PASADENA

Dr. Edward Archibald

- 3 -

February 18, 1937

775 Subway Terminal Building

Los Angeles, California

pathological report whatsoever on any of them. He examined them microscopically — so he says — and found that all but three had been heavily rayed with X-ray or had been treated with radium. The three which had not been treated, he planted and irradiated in the argon tube in accordance with our technique. In each case, he obtained the characteristic BX. They insisted upon keeping some of the material so obtained and said they were going to try to produce cancers in animals of their own. We have never been notified whether or not they did so. The atmosphere in which Mr. Rife found himself was one of extreme scepticism. They were urged not to try to reproduce these experiments without first learning our technique by actual experience, but were determined to go ahead, and if they did so, they probably failed.

I have delayed replies to your letters until I could go down to San Diego to see Dr. Martin. Dr. Martin wants to know why we have not published. Knowing the innumerable failures that have been made by other men seeking to find the cause and cure of cancer, and the false hopes that have been raised again and again through premature publication, our Committee has taken every possible precaution against premature announcement of our findings. We too are from Missouri as regards this matter and must be shown again and again. You will doubtless agree that we have not been hasty.

Throughout this letter I shall refer to the organism as *Cryptomyces Pleomorphia*. You ask me, Dr. Archibald, exactly what we hope that Dr. Gruner can do if he comes out here. Mr. Rife and I both feel that Dr. Gruner, in developing the *Cryptomyces Pleomorphia* from the blood of cancerous patients, although he has not actually produced a cancer, has contributed enormously to the success of this whole effort. He has attained his results from one angle, Mr. Rife from another. The two series of experiments complement each other. We would therefore like to have him come to the Rife Laboratory and repeat our work independently. We would then like to have him join with us and our Committee in a published account of the final results of the independent and combined experiments.

Besides this work, we would very much like to carry on with Dr. Gruner some seriological experiments with his *Cryptomyces Pleomorphia* vaccine, by which he has been able to ascertain the presence of carcinoma in the human body. Such seriological experiments with his vaccine made on this organism, will, we believe, very greatly strengthen the case for the parasitic origin of cancer.

We are also anxious to do some work on the Schwartzmann Phenomenon, using *Cryptomyces Pleomorphia* instead of *B. Coll* or *B. Typhosis*. It might be possible that this work would serve as a valuable weapon with which to combat cancer. There is a very great deal for all of us to do yet before we can hope absolutely to prove our thesis. — frequently found in the human on the areola and nipple. Scrapings of the abscesses developed, made with a small curet, showed our BX. We realize that while there has been a distinctly apparent change in the attitude of the medical profession toward the etiology of cancer during the last few years, any announcement we make will be

Dr. Edward Archibald
Dr. Edward Archibald

- 2 -
- 5 -

February 18, 1957
February 23, 1957

This BX was again injected into another animal and again this same Paget's disease was produced. Scrapings and cultures grown in Medium K from these abscesses were introduced into the third animal and produced carcinoma, or sometimes a sarcoma. Dr. Gruner took them with him several specimens from the tumors so produced and pronounced them genuine malignancies. I do not remember definitely whether he said they were sarcomatous or carcinomatous. Some of the material so obtained and said they were going to try to produce cancers in These BX's so produced, when planted on Gruner's Medium or into a fresh, fertile egg, apparently develop a form of the Cryptomyces Pleomorphia. In the egg, the organism seems to assume a form similar to that which Dr. Gruner found in the large monocytes of the human blood. We were determined to go ahead, but if they did not, they probably failed.

I did not know that Dr. Gruner had tried to repeat our experiments. He doubtless remembers, that in order to get these organisms from the human cancer to grow, we had to irradiate the specimen for 24 hours in a special tube filled with argon gas. Without a Rife microscope, was it not impossible for him to tell whether he had a growth or not? Dr. Gruner told me -- if I remember correctly -- that he had produced granuloma in rats by feeding them grain infected with Cryptomyces Pleomorphia, the adult form. All doubtless saves that we have not been busy.

I do not know to whom you talked in San Francisco about our work. Dr. Karl Meyer and Dr. E. L. Walker, both connected with the George Williams Hooper Foundation of the University of California, are the only ones in San Francisco who know anything about it, so it must have been one of those two men. As yet, our Committee has received no formal report from the Hooper Foundation. I do know, however, that Dr. Walker, who successfully and by himself repeated our experiments at the Rife Laboratory during his two weeks stay to study our technique, went back to San Francisco and tried to repeat the experiments. For some unknown reason, he has had tremendous difficulty in getting any cooperation from the surgeons of San Francisco in providing him with material, and he has been able to get only four or five tumors upon which to work.

Besides this work, we would very much like to carry on with Dr. Gruner. I know that Dr. Walker has produced from one tumor the completed form of Cryptomyces Pleomorphia without any assistance whatever from the Rife Laboratory. Later, a Rife microscope was sent to him, and from another tumor, which he finally succeeded in getting, he produced the characteristic motile granule of distinct color and size, which we call BX. May I ask you not to mention these last statements, however, for I have not been officially notified. He has been using Pneumococcus, using Cryptomyces Pleomorphia instead of B. coli or B. typhosus. Concerning the results of Mr. Rife's experiments in Philadelphia, I cannot speak with first-hand knowledge. I can only tell you what I learned from Mr. Rife himself. I was not present. He reported that they provided him with six or seven tumors without any

We realize that while there has been a distinctly apparent change in the attitude of the medical profession toward the etiology of cancer during the last few years, any announcement we make will be

Dr. Edward Archibald

- 2 -

February 13, 1957

775 Subway Terminal Building
Los Angeles, California

CONFIDENTIAL

This BX was again injected into an Asperagus medium and if this were Papete's disease was produced. Scrapings of the abscesses were introduced into the culture and produced abscesses, or sometimes a sarcoma. Dr. Gruner took home with him several ampoules from the tissue so produced and produced more sarcoma in mice. I do not remember definitely the characteristics of carcinomas.

Dr. Edward Archibald
3106 Westmont Boulevard
Montreal, P. Q., Canada

Your recent letter reached me by the same mail which brought one from Dr. Martin. I have delayed replies to your letters until I could go down to San Diego to see Mr. Rife. Since you both ask the same questions, and my replies must of necessity be extremely long, I am sending you duplicate letters. That there may be no misunderstanding, I shall have to go into detail concerning the experiment to which both of your letters refer.

Dr. Gruner saw our work during his visit out here. He saw the organism which we had obtained from the human breast cancer and which we call BX, the unknown bacillus (throughout this letter I shall refer to the organism which Mr. Rife found, as BX). It is a filter-passing virus, whatever that means. I asked Dr. Gruner's permission, which he granted, to plant some of his Cryptomyces Pleomorphia, namely, the fully developed fungus, into our medium -- the Medium K developed by Kendall. After growing it for a couple of days, we filtered it through a Berkefeld W filter, and again obtained the same organism which we had obtained from the human cancer.

I next asked Dr. Gruner's permission to plant some of our BX on his Asperagus Medium. On that medium we grew exactly the same fully developed Cryptomyces Pleomorphia that he had obtained from the blood of his cancer patients.

Dr. Gruner was present at all the experiments and we agreed -- I think beyond a doubt -- that our BX and the organism which he obtained from the blood, although in a different form from our BX, are one and the same organism. It looks, therefore, as if we now know how to produce at will, by means of the appropriate culture, any one of the three forms desired.

The remainder of the work was not done in Dr. Gruner's presence, for his stay here was too short. However, before his arrival, we had injected our BX into both rats and mice (mice being the more susceptible) and had obtained an inflammatory reaction that did not heal. This was similar to the disease -- which often becomes cancerous -- frequently found in the human on the areola and nipple. Scrapings of the abscesses developed, made with a small euret, showed our BX.



MARVEON DISPLAYS, INC.

ROCK SPRINGS, WYOMING

Feb. 9, 1937

604-608 DEWAR DRIVE

FONE 120

Dr. Roy Rife
2500 Chatsworth Ave.
San Diego, Calif.

Dear Friend Roy:

I am leaving Rock Springs again this coming Saturday, and hope to be in San Diego about ten days later. Have not progressed as rapidly as we anticipated in getting the desired reflectors to you, due to delay in spinning equipment. However, I plan to be in San Diego for a week or ten days--which I hope will afford us the opportunity of going further into the Marveon principle.

Have met with unusual success on Marveon thus far, and hope you are doing as well with your development.

With best personal regards to yourself, Mrs. Rife, and Jack,

As ever, your friend,

DFS:AS

C
O
P
Y

UNIVERSITY OF CALIFORNIA
THE GEORGE WILLIAMS HOOVER FOUNDATION
Second and Parnassus Avenues
San Francisco

January 11, 1937

Dear Doctor Johnson:

We have failed to obtain a growth of cryptomyces from the filtrate of breast cancer XV, either directly on Gruner medium or on twelve hanging block cultures from six inoculated eggs. The filtrate from this cancer showed motile colored bodies under the Rife microscope which we identified as your BX.

I have been laid up since November with a series of illnesses, but am now ready to continue the attempts to obtain cultures of cryptomyces if you so desire and if we can obtain the cancers.

Yours truly,

E. L. Walker (Signed)

Dear Roy:

The above is a copy of a letter I just received from Dr. Walker, written in longhand. Since we are expecting Dr. Gruner so soon, I think it would be nice for you to write to Dr. Walker and ask him to go ahead and get other cases if he can. When Dr. Gruner actually gets here, then we can ask for the return of the microscope and Dr. Gruner can start in and repeat the experiments under your direction. I think you ought to drop Dr. Walker a letter personally so as to encourage him to go on and do the best he can.

I have not had any reply to the last two letters I have written you, both of which I thought were important; namely, the announcement on Dr. Gruner and also the receipt of that wonderful pH machine. I wish you would come up to Pasadena and let me take you out to the factory and have the man out there explain how to use this machine. It is quite a complicated proposition and I believe you would get much more use out of it if you would have him explain it to you. While he has already told me how to work it, I am afraid I could not explain it to you. Please try to come up at the end of the week if possible. Also, Phil has several problems that I know he would like to consult you about before he goes on and finishes up. We have learned much in the last month.

from the private archive of Jimmie Holman & Paul Dorneanu
Yours very sincerely,

MILBANK JOHNSON, M. D.

~~PASADENA, CALIFORNIA~~

LOS ANGELES, CALIFORNIA

Subway Terminal Building

January 4, 1937

My dear Roy:


I wrote you sometime ago that I had the p.H. machine for you, and all it needs now is some means of transportation to San Diego. I also have the full instruction book that goes with it. I had hoped before this that we would be coming down, but we have moved, having disposed of Belbank, and hence have been unable to get away. Our new address is 710 Pinehurst Drive, Pasadena, near the Huntington Hotel.

I have had several conversations with Dr. Charles Martin, former Dean of McGill University in Montreal, who has been out here for a few days. I tried my best to get him down to San Diego, but he simply could not get the time to go. However, I had several interviews with him and Sir Montague Allen and Dr. Dook. Between us, we succeeded in selling him the idea that it would be a good thing for Dr. Gruner to be sent out here by McGill. Dr. Martin is still on the Board of Governors of the University and he has undertaken to do his very best to get McGill to send us Dr. Gruner, McGill paying Dr. Gruner's salary and expenses. Dr. Martin will arrive back in Montreal by the first of February when, he says, we may expect to hear definite developments on this subject. Sir Montague feels pretty certain that Dr. Gruner will be sent.

There are so many things that I would like to discuss with you, and also I want you to get the p.H. machine down to the laboratory, so I wish you could come up here some day soon. Let me know before you get here so we can start the new year pulling together for our common goal, namely, success.


Mrs. Johnson joins me in wishing you and Mrs. Rife a happy and prosperous New Year.

Yours very sincerely,



MILBANK JOHNSON

P. S. Please let me know when you can come up.



600 BURLEIGH DRIVE
SAN RAFAEL HEIGHTS
PASADENA

FOUNDED BY
ALBERT ABRAMS, M. D., F. R. M. S.
DISCOVERER, RESEARCHER
HUMANITARIAN

NOTICE
ADDRESS ALL CORRESPONDENCE
AND MAKE CHECKS PAYABLE
TO THE COLLEGE

COLLEGE OF ELECTRONIC MEDICINE

BLANCHE AND JEANNE R. ABRAMS MEMORIAL FOUNDATION

1547 JACKSON STREET

SAN FRANCISCO, CALIFORNIA

TELEPHONE GRAYSTONE 0088

December 16, 1936.

Dr. Royal R. Rife,
708 Electric Bldg.,
San Diego, Calif.

Dear Dr. Rife:

When in Detroit last September the writer asked to stop and see you on his way home from Detroit, but he returned before you did and consequently missed you.

You showed some very fine 16mm movie pictures of the Abrams Oscilloclast energy at the A.E.R.A. meeting at Detroit. We wonder if you would have a copy of this film made for us. What we would like is a copy of the part of the film showing the energy when the dial pointer is set at the various switch points from 0-11. Our Cathode ray tube is too small to get good pictures. Then too, your technique is better than ours. If you will let us have a copy of this part of your films kindly tell us about the cost or approximate cost as nearly as convenient.

We hope your work is going along nicely. Our time must be divided among so many things we cannot make much headway.

Wishing you the Season's Greetings.

Sincerely yours,

Thomas Colson, D.O.

384

TC RP

COPY FOR DR. RIFE

December 16, 1936

My dear Dr. Walker:

Thank you so much for your letter of December 14. While you don't say so, I hope that you are over your trouble and that your health will be good from now on.

I just want to caution you on one thing -- don't be in too big a hurry to open your eggs after inoculation. I would suggest that you inoculate four or five eggs at the same time, and after waiting a week open an egg, and then an egg each week thereafter, because it sometimes takes quite a while for these babies to come to after their long sleep in the virus form. And don't forget to plant BX on several tubes of Gruner's media as your material is so scarce seemingly that I would get as many strings to my bow as possible.

I quite agree with you that Miss Sweeney (Mrs. Handman) is competent and interested in the work, and I am glad she has been able to carry on.

Yours very sincerely,

MILBANK JOHNSON

Dr. Ernest L. Walker
George Williams Hooper Foundation
Third and Parnassus
San Francisco, California

MILBANK JOHNSON, M. D.

~~XXXXXXXXXXXXXXXXXXXX~~

LOS ANGELES, CALIFORNIA

Subway Terminal Building

December 16, 1936


My dear Roy:

I just received a telephone message from the National Technical Laboratories in Pasadena that the new pH. machine is finished and that I am to come over this afternoon and get it. I have not seen it myself yet. You will remember that this is the machine that I told you about that is supposed to be the most sensitive machine in the world, and that they have sold to the Carnegie, Rockefeller, Harvard, Pennsylvania and University of Chicago laboratories besides many others.

You know, I happened to meet this Mr. Cotton who is a wealthy oil man, and after talking to him a few minutes about the work we are doing, he asked me if we could not use one of these machines. I said we could and he said he would be very glad to present us with one with his compliments. Since he is presenting this to the Special Medical Research Committee for our work, I think it should be placed in the Rife Research Laboratory.

I think I told you about it at the time, but frankly it was so long ago that I had forgotten it completely, but now I guess we are going to have it after all. I will bring it down with me the next time I come.

Yours very sincerely,



MILBANK JOHNSON

Mr. Royal R. Rife
2500 Chatsworth Boulevard
San Diego, California

600 BURLEIGH DRIVE
SAN RAFAEL HEIGHTS
PASADENA

CLASS OF SERVICE DESIRED	
DOMESTIC	FOREIGN
TELEGRAM	FULL RATE CABLE
DAY LETTER	DEFERRED CABLE
NIGHT MESSAGE	NIGHT CABLE LETTER
NIGHT LETTER	WEEK-END CABLE LETTER
SHIP RADIOGRAM	RADIOGRAM

Postal Telegraph

THE INTERNATIONAL SYSTEM

Commercial
Cables



All America
Cables

Mackay

Radio

RECEIVER'S NUMBER
CHECK
TIME FILED
STANDARD TIME

and the following message, subject to the terms on back hereof, which are hereby agreed to

12-3-36

Form 2

Eugene G. Steinhof
2175 Fairfield Ave.,
Hollywood, California.

Will be pleased to see you Thursday evening at
laboratory stop telephone Bayview 3206

Royal E. Rife
708 Electric Bldg
San Diego, Calif..

THE COMPANY WILL APPRECIATE SUGGESTIONS FROM ITS PATRONS CONCERNING ITS SERVICE

1201-S

CLASS OF SERVICE

This is a full-rate Telegram or Cablegram unless its deferred character is indicated by a suitable symbol above or preceding the address.

WESTERN UNION

(06)

R. E. WHITE
PRESIDENT

NEWCOMB CARLTON
CHAIRMAN OF THE BOARD

J. C. WILLEVER
FIRST VICE-PRESIDENT

SYMBOLS

DL = Day Letter
NM = Night Message
NL = Night Letter
LC = Deferred Cable
NLT = Cable Night Letter
Ship Radiogram

The filing time shown in the date line on telegrams and day letters is STANDARD TIME at point of origin. Time of receipt is STANDARD TIME at point of destination.

Received at 341 Plaza, San Diego, Calif. Always Open Telephone Main 2151

1936 DEC 9 AM 10 08

SA103 8=LOSANGELES CALIF 9 958A

R R RIFE

ELECTRIC BLDG SANDIEGO CALIF

WILL BE PLEASED TO MEET YOU THURSDAY EVENING

E G STEINHOFF.



MARVEON DISPLAYS, INC.

ROCK SPRINGS, WYOMING

604-608 DEWAR DRIVE

FONE 170

Dec. 2, 1936

Mr. Roy Rife
2500 Chatsworth Ave.
San Diego, Calif.

Dear Friend Roy:

Have been detained on my coast trip somewhat,
so will not arrive in San Diego until December 9th or 10th.
Will see you at that time.

As ever, your friend,

DFS:AS

CLASS OF SERVICE

This is a full-rate Telegram or Cablegram unless its deferred character is indicated by a suitable symbol above or preceding the address.

WESTERN UNION

A. S. WHITE
PRESIDENT

NEWCOMB CARLTON
CHAIRMAN OF THE BOARD

J. C. WILLEVER
FIRST VICE-PRESIDENT

SYMBOLS

DL = Day Letter
NM = Night Message
NL = Night Letter
LC = Deferred Cable
NLT = Cable Night Letter
Ship Radiogram

The filing time shown in the date line on telegrams and day letters is STANDARD TIME at point of origin. Time of receipt is STANDARD TIME at point of destination.

Received at 341 Plaza, San Diego, Calif. Telephone Main 2151

SA363 25 NL=LOSANGELES CALIF 2

1936 DEC 2 PM 10 14

ROYAL RAYMOND RISE=

708 ELECTRIC BLDG SANDIEGO CALIF=

RECEIVED YOUR WIRE ONLY THIS AFTERNOON THEREFORE DISPOSE OF
TOMORROW STOP KINDLY REPLY THIS WEEK IF MEETING NEXT
WEDNESDAY OR THURSDAY EVENING SEVEN PM CONVENIENT=
EUGENE STEINHOF.

CLASS OF SERVICE

This is a full-rate Telegram or Cablegram unless its deferred character is indicated by a suitable symbol above or preceding the address.

WESTERN UNION

1201

W. P. MARSHALL, PRESIDENT

SYMBOLS

DL = Day Letter
NL = Night Letter
LT = Int'l Letter Telegram
VLT = Int'l Victory Ltr.

The filing time shown in the date line on telegrams and day letters is STANDARD TIME at point of origin. Time of receipt is STANDARD TIME at point of destination.

OB277

CDU564 37 PD INTL=CD BROMLEY VIA RCA 28 2024

LT RPD LRS1 34 RFE (RIFE)

3676 ZOLA ST SANDIEGO (CALIF)

BRINGING YOUR MICROSCOPE BEFORE CHRISTMAS AND FETCHING
MINE HERE STOP CAN YOU SUPPLY CINEFILMS OF VIRUS LIFE STOP
CAN YOU GIVE ME OPTION OVER YOUR UNIVERSAL MICROSCOPE
CABLE DEFINITELY

CONOR

*Mr B. Winter Conin
Bromley
Kent, England*

6934 To
To Be
1511 1924 4338
1511 1924 4338

CLASS OF SERVICE

This is a full-rate
am or Cable-
less its de-
aracter is in-
oy a suitable
nol above or pre-
ding the address.

WESTERN UNION

(22)

R. B. WHITE
PRESIDENT

NEWCOMB CARLTON
CHAIRMAN OF THE BOARD

J. C. WILLEVER
FIRST VICE-PRESIDENT

SYMBOLS

DL = Day Letter
NM = Night Message
NL = Night Letter
LC = Deferred Cable
NLT = Cable Night Letter
Ship Radiogram

Time shown in the date line on telegrams and day letters is STANDARD TIME at point of origin. Time of receipt is STANDARD TIME at point of destination.

Received at 341 Plaza, San Diego, Calif. Always Open Telephone Main 2151

A160 11/15=LOSANGELES CALIF 30 1107A

1936 NOV 30 AM 11 27

ROYAL RAYMOND RISE=

708 ELECTRIC BLDG SANDIEGO CALIF=

PLEASE WIRE COLLECT VIA WESTERNUNION IF MEETING WEDNESDAY
R THURSDAY EVENING CONVENIENT AND INDICATE HOUR=

EUGENE G STEINHOF.

Postal Telegraph

(THE MACKAY SYSTEM)



ALL AMERICA
CABLES

COMMERCIAL
CABLES

This is a full rate Telegram or Cablegram unless otherwise
indicated by signal in the check or in the address.

DL	DAY LETTER
NL	NIGHT LETTER
NM	NIGHT MESSAGE
LC	DEFERRED CABLE
NLT	NIGHT CABLE LETTER
WLT	WEEK END CABLE LETTER

ED AT

ST COLORADO ST
ND HOTEL BLDG
DENA. CALIF

STANDARD TIME
INDICATED ON THIS MESSAGE

58 38 NPR=PAC WASHINGTON DC 23

1931 NOV 23 PM 2 36

R RIFE=

San Hospital

CARE PASADENA CALIF=


AS MUCH AS NEWS ITEMS ABOUT NEW MICROSCOPE ARE NOW IN THE PRESS

SCIENCE SERVICE OFFERS COOPERATION IN ISSUANCE OF ACCURATE

AUTHENTIC INFORMATION OUR PASADENA REPRESENTATIVE WILL SEE YOU

WHEN YOU SIGNIFY CONVENIENT TIME FOR INTERVIEW PLEASE WIRE COLLECT

=SCIENCE SERVICE.



CHESTER E. WEAVER
1518 SOUTH VAN NESS AVENUE
LOS ANGELES, CALIFORNIA

Nov. 27th 1936

Mr. R. R. Life:
708 Electric Bldg.
San Diego, Cal.

Dear Sir:

Mr. F. R. Cosgrove told
me of a visit he had with you
a week or so ago. Inasmuch as I
am expecting to be in San Diego
Wednesday and Thursday of next week,
that is, December 2nd and 3rd I
should enjoy meeting you, if you
will be available.

May I take this opportunity
of expressing my appreciation of the
courtesy shown to Mr. Cosgrove by
yourself.

Very truly,
C. E. Weaver

My dear Dr Johnson,

Yours of the twenty-third received and am sorry to say I am having some difficulty in getting my filter-passing forms in shape as I have been sick for over a week and have done little or no work.

The more I think of Bridges passing on any capabilities or faults of my microscope the less good I can see derived from the whole affair. Who is he to pass judgement on my microscope? As far as I know he has never even built a hand magnifying glass furthermore I do not think that anyone that has spent twentyfive years on one job and that one job still uncomplete is in any position to judge the work of others.

That Cal-Teck and Mt. Wilson crowd promised us, as you remember, an absolutely confidential report on the old no. one scope. You are also aware they did not even test the instrument and moreover published that it was lacking in the merits of the standard microscope. So I think the less we have to do with anyone associated with this group the better off we will be.

I do not care what a few of the narrow minded sceptics think of my microscope and as you know if it was the best in the world there would still be those few that would scream fake.

I think that the photo-micrographs that have been made with these instruments speak for themselves. There are only two men in the world that I consider capable of testing any complicated optical device, one of these is Luccle of Germany who studied under Abbe, the other Raymond of the Royal Society of England.

I am preparing a paper describing the optical principles of all of these microscopes in full detail which will be published both here and abroad and until this goes to press. I feel that nothing should be done, as I am becoming weary of what these so called physicists think of my work.

I have given many years of my life in a work that I ^{have} hope ^d may be of some benefit to mankind, as you know I have published little but I have volumes of records of this work which will be left as my bequest to humanity and they can take them for what they are.

I cannot understand why Mr Wells has failed to get in touch with me unless the Spencer crowd has thrown cold water on the whole affair thru the influence of some of our mutual friends.

I sincerely hope you will take no offence at this letter as it is merely my view of the whole affair. I do appreciate more than mere words can express your earnest cooperation and the assistance you have given in a work that we have all strived to accomplish.

Mrs Bridges is feeling some what better today but is still very weak. W

With kindest regards to both you and Mrs Johnston,

11-25-36.

I remain very sincerely yours,

from the private archive of Jimmie Holman & Paul Dorneanu

Roy Rife

C O P Y

THE INTERNATIONAL CANCER RESEARCH FOUNDATION
1616 Walnut Street
Philadelphia, Pennsylvania

Dr. Milbank Johnson
Pacific Mutual Life Building
Los Angeles
California

My dear Doctor Johnson:

Mr. Donner, back at his desk at last, has been deeply interested in hearing about the work which you and Mr. Rife have been doing, and about the M. M. (marvelous microscope).

He seems almost as disappointed as I am over the delay in studying the various cancer-bearing mice, though of course the pressure of other work is realized. Still, I must confess that I continue to regret the misunderstanding about the mice; for, from what you and Mr. Rife said when the question was discussed - i. e., that it would take about one month to get cultures in proper condition, and another month to ascertain the Rife Ray's effect on them - I had rather expected that October would find me again en route to the Coast. After all, however, delays must not matter so long as objectives are attained.

In order to avoid any further confusion, it may be well to repeat the plan discussed in Mr. Rife's laboratory, viz.: Mice of known strains, bearing three different kinds of tumor, were to be supplied to you all. From these you were to attempt to isolate the Gruner-Johnson-Rife organism, or a similar one. Cultures of this organism were to be treated by the Rife Ray, and the M. O. R. established. This being accomplished, I was to supply more mice, from the same strains and bearing the same kinds of tumor, for treatment with the M. O. R. as determined above. This was talked over in some detail, during my last two visits to the laboratory, and both you and Mr. Rife seemed to think it a satisfactory and workable plan.

Mr. Donner would like to know what Mr. Rife thinks are the prospects of putting the M. M. into such form as to make duplication possible, and thus give to other qualified investigators an opportunity of sharing in its tremendous potential contribution to scientific research. If there is any way in which he could assist in and expedite this adaptation, he would be glad to be advised.

Have you had any experience with the small X-ray tube developed by Professor Chaoul of Berlin?

And have you seen Dr. Leo Loeb's article on page 331 of Science for October fourth? If so, your opinions would be appreciated.

With all good wishes, I am

Yours very truly,

M. W. S. Schram (Signed)

THE INTERNATIONAL CANCER RESEARCH FOUNDATION

1616 WALNUT STREET
PHILADELPHIA, PENNSYLVANIA

WILLIAM H. DONNER, PRESIDENT
ARTHUR V. MORTON, VICE-PRESIDENT
MILDRED W. S. SCHRAM, PH.D., SECRETARY
FIDELITY-PHILADELPHIA TRUST CO., TREASURER

SCIENTIFIC ADVISORY COMMITTEE
JAMES EWING, M.D.
BURTON T. SIMPSON, M.D.
FRANCIS CARTER WOOD, M.D.

ADMINISTRATIVE TRUSTEES
WILLIAM H. DONNER
THOMAS S. GATES, LL.D.
ARTHUR V. MORTON
HON. GEORGE WHARTON PEPPER
EDWARD R. WEIDLEIN, D.Sc., LL.D.

November 24, 1936

Dr. Milbank Johnson
Hudson Terminal Building
Los Angeles, California

Dear Doctor Johnson:

I wrote Rife when I got back, early in October, but have not had an answer. I know he is not good at writing letters, and so wonder whether you could get his report for me, as you offered to do in your recent letter, for which accept my thanks.

Yours truly,

W.H. Donner

*Dear Roy: - Please answer this -
if you have anything to say, say it
if you have not anything to say please tell
him why.*

Just received via air mail.

MILBANK JOHNSON, M. D.
~~EXCERPTED FROM THE ORIGINAL~~
LOS ANGELES, CALIFORNIA

November 17, 1936

Dear Roy:

I am just in receipt of the following telegram:

"NO REPLY FROM RIFE AM ANXIOUS TO KNOW OUTCOME HIS ANIMAL
EXPERIMENTS WITH CULTURES HE TOOK FROM HERE ALSO INTERESTED
TO HEAR ABOUT TUBERCULAR RABBITS KIND REGARDS

W H DONNER"

I think you ought to answer this telegram yourself because I
can't answer it. I am sending you a copy of the letter I am
sending him in reply, but that doesn't excuse you from writing
your letter, so please get busy!

Thanks for the plexer. It arrived O. K. and has
already been useful.

I was not aware that you had inoculated any rabbits
with TB -- only guinea pigs.

Yours very sincerely,


MILBANK JOHNSON

Mr. Royal R. Rife
2500 Chatsworth Boulevard
San Diego, California



MARVEON DISPLAYS, INC.

ROCK SPRINGS, WYOMING

604-608 DEWAR DRIVE

PHONE 170

Nov. 10, 1936

#2

Roy Rife

With the aid of your knowledge and spectroscope, we shall soon find ourselves in fields never before explored.

I am extremely busy at this particular time, getting the volume and the advertising end of it up to where I can leave it to go deeper into the subject with you, if you so desire. As I have not seen you for some time, I know little of what you have planned ahead. If you are not too busy, I urge that you get in touch with me immediately and let me know your disposition in regard to this matter, as I feel there is no time to be lost in your particular field. I also feel that you should have first opportunity to test these possibilities.

With best personal regards to yourself and Mrs. Rife, I remain,

Yours very truly,

MARVEON DISPLAYS, Inc.

D. F. Sawyer, Pres.

DFS:AS

MILBANK JOHNSON, M. D.

~~2500 CHATSWORTH BLVD.~~

LOS ANGELES, CALIFORNIA

November 23, 1936

My dear Roy:

This is just a line to urge you to get ready with several varieties of filter-passing forms of bacteria, and to let me know when you can meet Dr. Bridges. I think it is very important that you see him as soon as you can. I don't believe you enjoy the prospect of this and I am sorry it is necessary, but I feel that you will agree with me at least that since you said you were going to do it, the sooner you do it the better. Be sure to be prepared with several species of filter-passing forms.

The clinic up here is going along very nicely -- in fact, most satisfactorily in most cases. I have a lot to tell you about when I see you.

Be sure to get your numbers on the steps of the laboratory before the big heavy rain and frost come. Otherwise they are apt to peel off.

I hope Mrs. Bridges continues to improve.

Incidentally, I had a letter the other day from Mr. Welles, urging me to see him when I come down there. He says he has something to say to me -- I cannot imagine what he wants but I will see when I get there.

Yours very sincerely,



MILBANK JOHNSON

Mr. Royal R. Rife
2500 Chatsworth Blvd.
San Diego, California



MARVEON DISPLAYS, INC.

ROCK SPRINGS, WYOMING

Nov. 20, 1936

604-608 DEWAR DRIVE

FONE 170

Mr. Roy Rife
2500 Chatsworth Ave.
San Diego, Calif.

Dear Friend Roy:

Was very much pleased to hear from you, and to get the good news that you are moving into a new laboratory. I can appreciate what this means to you as I realize you have planned for it for some time.

It is my intention to be San Diego around December 4th, at which time I would appreciate spending two or three days with you on the subject.

I have been told by a local dentist that the standing offer on the Pyorrhea cure is \$1,000,000 instead of \$135,000. Was also informed by this same dentist--who visited Mayo's and is fairly familiar with recent developments along medical lines, that if I have what I say I have, we can do it. Only mention this to give you something to think about until my arrival early in December.

Again thanking you for past favors. With best personal regards to you and Mrs. Rife,

Yours truly,

MARVEON DISPLAYS, Inc.

D. F. Sawyer, Pres.

6

DFS:AS

COPY FOR DR. RIFE.

December 7, 1936

My dear Dr. Moyer:

I certainly do hope that when you come to Los Angeles, we will be able to get together for a chat. I have much to tell you and, I hope, much to learn from you.

I am conducting a very interesting clinic three times a week with the Rife Ray, treating about twenty to twenty-two patients a session, and we are obtaining much valuable information from our work. We are encountering many physical problems in the production of the Ray, the greatest difficulty being to obtain uniform results from the apparatus which we have. At times the results of the Ray are absolutely astounding, causing an instantaneous sterilization of the wounds, whether interior or exterior. But owing to slight changes in temperature of the room and apparatus, the same setting of the dials does not give us the same output, and hence our results are unsatisfactory. However, we believe now that we have developed it to a point where we can very greatly diminish the errors in output and substantially increase the beneficial results or the efficiency of the apparatus.

I am very sorry that Dr. Walker has not been well and I hope that he will soon be out again and back to work.

If I don't see you before the holidays, let me take this opportunity of wishing you and yours a Merry Christmas and a happy and productive New Year.

Yours very sincerely,

WILLIAM JOHNSON

P. S. If you can let me know in time when you will be in Los Angeles, I would like very much to call a committee meeting at that time. We have not had one for so long that I believe it would be a good thing to do.

H. J.

Dr. Karl F. Moyer
George Williams Hooper Foundation
San Francisco, California

MILBANK JOHNSON, M. D.
~~FACTORY TERMINAL BUILDING~~
LOS ANGELES, CALIFORNIA
Subway Terminal Building

December 7, 1936

My dear Roy:

Enclosed please find a copy of a letter from Dr. Meyer which is self-explanatory and which I am sending you for your information.

I received your letter in regard to Dr. Bridges and I must say that I am at sea to know what to do. It still appears to me, with all that you have done in the development of facts which are of paramount importance to the world and which entitle you to every honor conceivable, that still unless you are recognized by the profession of medicine, all the facts would be of little avail to humanity. Recognition of you and your work has been my aim for the last three or four years and it looks like you have built up in your own mind an insurmountable obstacle to that end.

I do hope that in the near future you and I can have a good long heart-to-heart talk about the whole business and come to some reasonable solution to the problem. You now have as perfect a one-man laboratory as anyone could desire but you know you cannot make a reputation out of brick and mortar, because if that were true, the Rockefeller Foundation and Cal Tech would have reputations so high that nobody could approach them. Principles, a compliance with the amenities of life, infinite patience, and a willingness to subject oneself to all kinds of personal inconveniences and worries have been the price that every great research man has had to pay for success. Money and equipment in the past have never produced the great advances that have been made in the world of science.

I wish you would plan to come up to Los Angeles in the near future so that we can discuss this whole matter plainly with an idea of arriving at some definite conclusion and avoiding future misunderstandings.

Yours very sincerely,



MILBANK JOHNSON

Mr. Royal R. Rife
2500 Chatsworth Boulevard
600 BURLEIGH DRIVE San Diego, California
SAN RAFAEL HEIGHTS
PASADENA

6-4-36

Dr J.C. Burnett
Alpine
N.J.

Dear Dr Burnett,

We arrived home safely after, what we feel was, a very successful trip and are now beginning to get things back in shape here at the laboratory.

We were greatly pleased to find the new laboratory ready for the roof and expect to be moving in by the middle of July that is going to be quite an undertaking and will take quite some time to get settled.

Jack and I both learned a great deal at the meetings in Chicago and fields of research were uncovered to us that in time should prove very valuable. Drs Lecoq Cowley and Petri were most interesting and we look forward to the time that we can learn more about their work.

We are beginning on the motion picture film to be shown at Detroit in September, as you suggested; by the way has a definite date been set for that meeting; we plan on about a thousand feet of 16mm along with new slides to show the recovery of filterable virus, ultra microscopic cell life and colloidal suspension particles.

The slit illuminator I spoke to you about was not in stock at Ziess in New York, but they expect a large shipment in some time this summer and will notify you when it arrives and I can talk it over with you when I see you at Detroit, along with some important factors of research that will give us an insight of great value in diagnostic work.

My eyes were given a close check by Dr Joseph Heitger in Louisville and he has limited my work on the microscope to two hours in twenty four with three minute rest periods, or else I'll be blind in a few years.

Our work at U of Pa. at Philadelphia and A.O. at Southbridge was most successful both Mr Donner and Mr Wells seemed very well pleased with the results of the trip.

Thanks again for your kindness in Chicago to us and with kindest regards to both Mrs Burnett and yourself

I remain very sincerely yours,

RRR-JF

San Diego, California.
June fourth, thirty-six.

Royal R. Rife

Mr. Donner

-3-

May 27, 1936

You and we are seeking to conquer this horrible human curse. I realize that the general acceptance of our views will completely revolutionize present concepts concerning the causes of many diseases besides cancer. Therefore, the greatest care must be taken in each step if we are to avoid at least some of the tremendous antagonisms which always greet new ideas. For that reason, we are willing to go to extremes in checking our findings and having them checked, but we do not want to be checked by inexperienced men in a matter involving so highly technical and so specialized a knowledge.

Hoping you will bear with us and will consider patiently each point which this letter has tried to bring before you, I am

Very sincerely yours,


MILBANK JOHNSON

P. S. Regarding your request as to what strain of rats we use, so far as I know, we have no particular strain of rats and mice, except that we know they are particularly free of spontaneous tumors. A spontaneous tumor mouse or rat is immediately disposed of. My own suggestion to you is that mice are easier to handle and to inoculate than rats.

M. J.

Mr. William E. Donner, President
International Cancer Research Foundation
1618 Walnut Street
Philadelphia, Pennsylvania

*Messrs Rife & Free arrived yesterday
after what they thought was a very
unsuccessful trip*



Dr. Donner

-3-

May 27, 1935

financial condition forces us to look elsewhere for financial backing, but convinced as we are that we are further along than any other group, we ask you again not to compel a six months' delay.

You say that you are selecting a man in Philadelphia to carry on the inoculating and the growing of the organisms from human cancer during Dr. Dodge's absence. Perhaps you do not realize that it is impossible to handle filter-passing forms of bacteria without a microscope which shows them. Only by this means can the work be properly checked from day to day.

As you undoubtedly must pay the man whom you select in Philadelphia to do this work, would you not be willing to employ Dr. Gruner yourself to work out here with Dr. Rife and his microscope? He would have every facility and every probability of success.

May I remind you that over three years ago, Dr. Arthur I. Kendall of Northwestern Medical School published his epochal work on filter-passing organisms, and that since that time, many, many scientists have tried in vain to repeat his experiments. Such men as Park of New York, and Linneer of Harvard, having failed in their attempts, have vociferously denied the existence of filter-passing organisms. You yourself know how mistaken that is.

We have found no way to grow these organisms except in the Kendall medium, and even when Kendall medium has been supplied to these other scientists, they have not been able to sterilize the medium without ruining it. Note the experience of this nature in the University of Pennsylvania laboratory.

It would seem to me, in view of these facts and the peculiar situation in which this matter seems to be involved, that it would be wise to select someone in whom you have every confidence and send him to the Rife laboratory to work this problem out. Do you not feel that it should be someone who has actually grown filter-passing organisms and can see and recognize them? If you are unwilling to give us Dr. Gruner, will you not send a man whom you have selected here to us?

I cannot believe that any man lacking experience in handling filter-passing organisms and without a Rife microscope can succeed in many times the 106 days which you cite as a minimum.

Sent to Villanova, Penn.
Residence "Camp Woods"
Air Mail, Spec. Deliv.

Copy for R. R. Rife

*for his
information*

May 27, 1936

My dear Mr. Donners:

Your letter came as a great disappointment to me. I had thought from what you told me in the winter, that we might hope for an immediate grant if Mr. Rife was able to show to your men the BK taken from human carcinoma and the method by which the organism was grown.

I understood you to say that you felt so strongly about it that, if Mr. Rife were successful, you yourself would be willing to give us Dr. Gruner's services for a year if your Board, which did not believe in the bacterial origin of cancer, was unwilling to make the grant.

You secured Dr. Dodge who, I agree, is one of the finest mycologists in America. He worked every minute, step by step, with Mr. Rife. Notes were taken of every detail of each day's work, and those notes were signed daily by both Dr. Dodge and Mr. Rife. This shows how entirely frank Mr. Rife was in showing every minute step of the process to Dr. Dodge.

If this same organism has been repeatedly found by us and also by Dr. Arthur I. Randall in Chicago, and now in Philadelphia, you and your Board can surely assume that, if not the sole cause of cancer, it is at least constantly present in that disease. So far as we know, no other research group has gone so far.

A delay until October is almost tragic at this stage of the work. Dr. Gruner has had invitations to go elsewhere, but has waited to see if we could secure the grant to carry on the work, as he believes we are further along than any other research group.

In delaying until October, are you not demanding from us more than from a research organization? We cannot prove these points without further research, and we have always understood that the organizations to which you have already given grants are merely research organizations.

May I not ask you to look at this from our point of view and reconsider your decision? I regret that my own

American Optical Company
Dr. R. Rife.

-2-

5-22-36

reactions you may have to any of our production methods at Lensdale.

We want to tell you how very much we enjoyed meeting yourself and Mr. Free and hope that in the not far distant future you may be paying us another visit to Southbridge.

With very best regards,

Yours very truly,
AMERICAN OPTICAL COMPANY.

Harry W Hill
Gen. Mgr. Lens Works.

HWH/L

P.S; We understand that some of the spectacles for yourself and Mr. Free have already been shipped.

American Optical Company

ESTABLISHED 1833 VOLUNTARY ASSOCIATION 1912



Southbridge, Mass., U. S. A. May 22, 1936

Dr. R. Rife,
708 Electric Bldg.,
San Diego, Cal.

Dear Dr. Rife:

We are forwarding you today per express three blocks of polished lenses:

one block of rough torics
" " " first side convex meniscus
" " " second " convex "

The rough toric block has been selected as the one to send as it carries some lenses which we consider perfectly polished, some lenses which have very fine scratches and one or two lenses which have gray zones on the surface and such a block as this would be rejected by the inspector and have to be repolished.

The same is true of both the first and second side meniscus blocks, they having some lenses of which we consider the surface perfect and others which carry defects which would be rejected.

You will therefore be able to subject these to any light conditions you may have in mind for the inspection of the finished surfaces and we shall await with much interest report from you as to any suggestions you may have which would make for a more positive inspection than we are now able to give them.

Of course, this is only part of the problem and perhaps not the most important as we are very anxious to have some more positive way of inspecting the finished lenses after they have been picked off the block, washed and sent to the finishing department. We have often wondered if some instrument in the nature of a low powered microscope with a very large field could not be devised which would answer this purpose and of course, from your very intimate knowledge of microscopy you would be the one to definitely advise as to this possibility.

You will, of course, have a very good idea of this problem after the time you spent in our finished lens inspection department and from the samples of finished lenses we gave you to take back consisting of lenses which we considered first quality in every respect for the surfaces, lenses which had certain defects which caused them to be rejected from the first selection and lenses which had such prominent defects that they would not be accepted in any selection.

We certainly should be interested to hear from you after you have had an opportunity of thinking this problem over and also any other

If your glasses aren't Ful-Vue they're not the latest style

THE INTERNATIONAL CANCER RESEARCH FOUNDATION,

1616 WALNUT STREET

PHILADELPHIA, PENNSYLVANIA

WILLIAM H. DONNER, PRESIDENT
ARTHUR V. MORTON, VICE-PRESIDENT
MILDRED W. S. SCHRAM, PH.D., SECRETARY
FIDELITY-PHILADELPHIA TRUST CO., TREASURER

SCIENTIFIC ADVISORY COMMITTEE

JAMES EWING, M.D.
BURTON T. SIMPSON, M.D.
FRANCIS CARTER WOOD, M.D.

ADMINISTRATIVE TRUSTEES

WILLIAM H. DONNER
THOMAS S. GATES, LL.D.
ARTHUR V. MORTON
HON. GEORGE WHARTON PEPPER
EDWARD R. WEIDLEIN, D.Sc., LL.D.

May 18, 1936

Commander R. R. Rife
c/o Professor Arthur Kendall
Northwestern University
Medical School
Chicago
Illinois

My dear Commander Rife:

This letter is written to remind you that you very kindly offered to arrange with Doctor Kendall for supplies of additional K medium, which Doctor Dodge will need before long.

We hope your trip has been comfortable and satisfactory, that you were not detained either in Southbridge or in Buffalo, and that your eyes are in much better condition with the new lenses.

We are still sorry that your visit here was such a rushed one, and hope that you will be able to come again.

With all good wishes, I am

Yours very truly,

m. w. s. Schram

MWSS/b

MILBANK JOHNSON, M. D.
SUBWAY TERMINAL BUILDING
LOS ANGELES, CALIFORNIA


May 4, 1936

My dear Roy:

I am enclosing a copy of Dr. Goodman's report on Mrs. Gowdy's vision. At the time this report was made, she had had seven 3-minute treatments with the MOR of BX and one 2-minute treatment of streptotrix for pain in the right eye which entirely disappeared after the treatment and has not returned since. You said you wanted to show this to Dr. Heitger so here it is.

I have heard nothing from San Diego since you left, hence I have no news.

Yours very sincerely,


MILBANK JOHNSON

Mr. Royal R. Rife
c/o Dr. Jos. D. Heitger
701 Heyburn Building
Louisville, Kentucky

800 BURLEIGH DRIVE
SAN RAFAEL HEIGHTS
PASADENA

SPENCER LENS COMPANY

BUFFALO, N. Y.



May 4, 1936

IN REPLY REFER TO

h
e
o
/
b
t
k

Mr. Royal R. Rife
c/o Mr. W. H. Donner
1616 Walnut Street
Philadelphia, Pennsylvania

Dear Mr. Rife:

I am very pleased, indeed, to learn by your letter of April 28 that you expect to be in Philadelphia sometime during the second week in May.

If it is agreeable to the people at the International Cancer Research Foundation, I would be pleased to visit you there, and have the opportunity of seeing your microscope in action.

I presume that the date of this visit necessarily must be left indefinite until you have an opportunity to talk with the people at the Cancer Research Foundation. Therefore, I shall wait until I receive a wire or telephone call from you before making definite plans about going to Philadelphia. I would appreciate as early word as is convenient, and will try very hard to hold the whole second week of May open for any appointment that you may designate.

I am pleased to note by your letter that there is a possibility that you can leave your microscope in Buffalo for our examination, if it proves to be of interest to us. I think there is a real likelihood that we will be interested, and we will be glad to take advantage of your offer.

Very truly yours,

SPENCER LENS COMPANY

Harry G. Ott.
Harry G. Ott,
Vice President

- 2 -

P. S.: Don't forget to give my very best regards to that daughter of yours, and tell her I am looking for great things from her as a coming biologist.

Mr. William H. Donner, President
International Cancer Research Foundation
1616 Walnut Street
Philadelphia, Pennsylvania

C O P Y

May 1, 1936

My dear Mr. Donner:

Your telegram stating "PLANS HERE ALL RIGHT FOR RIFE'S ARRIVAL ON NINTH" pleased me very much. Mr. Rife and Mr. Free are leaving today via Santa Fe direct for Chicago. Mr. Rife is to attend some kind of convention there where the question of electronics will be fully discussed by the wise ones.

After this convention, he will go to Louisville for a day, and from there directly to Philadelphia. He will wire you from Louisville his exact date of arrival.

I should have liked very much to have accompanied Mr. Rife on this trip to act as a kind of go-between for him, but my commitments have made it absolutely impossible for me to come. While you were here, I explained to you that it would be necessary for someone to look out for him, and you assured me that you would see that everything was done for him that was possible so as to keep everything perfectly smooth. It was the knowledge I had that you expected to go abroad in early June this year that caused me to try to hurry his departure so as to have you present in Philadelphia during his entire stay.

It has occurred to me that Dr. Schram might ask Dr. Lucke to have prepared some of the filtrate taken from his frog tumors so that Mr. Rife could examine it for him to see if he could find any living organism, and if so, the character of that organism. I think Dr. Lucke would be as glad to find the cause of his tumors as we were to find the cause of ours! All forms of research work, particularly in the biological section, are accompanied by many surprises, and it is hardly safe for anybody to predict beforehand what such an examination might show.

However, I hope that after Mr. Rife's visit you will feel that the expense has been worthwhile. I can assure you that it has been no small task from this end to get him to leave with the new laboratory that he is building just started.

Hoping that all may come out right, and with the kindest personal regards, I am

Yours very sincerely,

MILBANK JOHNSON

C O P Y

Harry E. Goodman
Pacific Mutual Building
Los Angeles

April 28, 1936

Dr. Milbank Johnson,
775 Subway Terminal Bldg.,
Los Angeles, California

My dear Doctor:

Mrs. Julia M. Gowdy returned to our office yesterday to have her eyes checked over after having taken the several treatments.

Mrs. Gowdy's eyes were last examined on March 23rd, just prior to the time she started the course of treatments. At that time her vision without lenses was as follows: Right Eye: 3/10 or 20/60; Left Eye: 3/10 -2 or 2-/60 -2. With her correction she was able to read the 8/10 line with the right eye and 6/10 with the left. When she returned yesterday we find her vision to have increased in the right eye to 6/10 - 1 letter, and in the left to 4/10 - 1 letter, without her correction. This would indicate about 29% gain in vision in the right eye and about 10% in the left eye. The vision with the correction had changed very slightly. However, there was a slight improvement at infinity and quite a marked improvement at the near point. It had been difficult for her to read the telephone book but now she gets the numbers rather quickly.

Objectively, there is still a marked opacity in both eyes. This opacity is of the striate character. However the media seems very clear.

We would suggest that Mrs. Gowdy return in another thirty days so that we may keep an accurate record of her progress.

Very sincerely yours,

Harry E. Goodman (Signed)

Harry E. Goodman, Opt. D.

HEG/MW

MILBANK JOHNSON, M. D.
PACIFIC MUTUAL LIFE BLDG.
LOS ANGELES, CALIFORNIA

April 27, 1936

My dear Roy:

Enclosed please find telegram I just received from Mr. Donner with copy of my answer attached. My only suggestion is that you go to Philadelphia as planned, and if he cannot see you, go on to Massachusetts. Then come back to Philadelphia if you have to before going to Buffalo. This would inconvenience you least, but talk it over first with him.

Yours very sincerely,

Milbank Johnson

MILBANK JOHNSON

CLASS OF SERVICE DESIRED	
DOMESTIC	CABLE
TELEGRAM	FULL RATE
DAY LETTER	DEFERRED
NIGHT MESSAGE	CABLE LETTER
NIGHT LETTER	<input checked="" type="checkbox"/> WEEK END LETTER

Patrons should check class of service desired; otherwise message will be transmitted as a full-rate communication.

WESTERN UNION

NEWCOMB CARLTON, PRESIDENT

J. C. WILLEVER, FIRST VICE-PRESIDENT

1206-A	
NO.	CASH OR CHG.
CHECK	
TIME FILED	

Send the following message, subject to the terms on back hereof, which are hereby agreed to

MR. WILLIAM H. DONNER
INTERNATIONAL CANCER RESEARCH FOUNDATION
1616 WALNUT STREET
PHILADELPHIA, PENNSYLVANIA

APRIL 27, 1936

RIFE HAS FIXED APPOINTMENTS IN CHICAGO AND LOUISVILLE WHERE SO MANY ARE INVOLVED
THAT IT WOULD BE PRACTICALLY IMPOSSIBLE TO DELAY DEPARTURE. REGRET CONFLICT
MAYBE YOU CAN ARRANGE IT AFTER HIS ARRIVAL. ^{STOP} NO SPECIAL EQUIPMENT REQUIRED EXCEPT
THAT ORDINARILY FOUND IN BACTERIOLOGICAL LABORATORIES AS AUTOCLAVE INCUBATOR
TESTTUBES ETCETERA

MILBANK JOHNSON

Chg to:
Dr. Milbank Johnson
775 Subway Terminal Bldg.
Los Angeles

DR. BILTON BRUNINGS

O.D. - D.C. - PH.D.

8370 LA MESA BLVD.
LA MESA, CALIF.
HOMELAND 6-8682

5-16-50.

Dear Dr. Rife:

I want to thank you again for the fine evening you gave us.

Re: the aniline oil I secured some and it works fine.

I am enclosing an article on cancer in case you did not see it.

If you ever get out La Mesa way be sure to look in and say hello.

Your friend,

Bilton Brunings

MARY E. JECOCK, M. D.

Mrs. Henry and Dorothy

UNIVERSAL HEALTH BUILDERS, INC.

PHONE 187

1201 EAST SEVENTH ST.

SILGAM SPRINGS, ARKANSAS

Apr. 27, 1936

FLORA L. COWLEY, D.

Dr. R. R. Rife,
708 Electric Bldg.,
San Diego, Calif.

Dear Sir:

At Dr. J. C. Burnett's request I am enclosing herewith three copies of the program of the Middle States Electronics Association which is being held in Morrison Hotel, Chicago, Ill., May 4th & 5th.

Very truly yours,

Dr. Henry & Dorothy

MILBANK JOHNSON, M. D.
PACIFIC MUTUAL LIFE BLDG.
LOS ANGELES, CALIFORNIA

April 21, 1936

My dear Roy:

Enclosed please find copy of a letter confirming a wire I sent Mr. Donner yesterday, a copy of which was sent to you.

I would like to call your attention to the fact that the yoke of that Rife Ray output tube has not yet arrived, and I would appreciate it very much if you would get Jack to get it off to me at the earliest possible moment if you have not done so already. I am using the tube that I have all tied up with rags and guy-ropes, which of course is not only inconvenient but a rather risky thing to do.

I am going to try to get down to San Diego before you go away and talk some of these matters over with you.

How is the laboratory getting along? I hope you are as persistent with the architect as I am with you in urging speed on the laboratory! As I said yesterday, everything must be done before you start. *for the Eash.*

Yours very sincerely,



MILBANK JOHNSON

Dr. Royal R. Rife
2500 Chatsworth Boulevard
San Diego, California

600 BURLEIGH DRIVE
SAN RAFAEL HEIGHTS
PASADENA

C O P Y

PERSONAL

ATTENTION

April 21, 1936

My dear Mr. Donner:

I received your telegram of April 20, and I replied as follows:

"WIRE JUST RECEIVED SORRY I DID NOT MENTION THE DEMONSTRATION IN MY LETTER STOP I THOUGHT IT WAS ALL AGREED UPON BY YOU AND RIFE AND MYSELF BEFORE YOU LEFT HE IS TAKING WITH HIM ALL APPARATUS NECESSARY TO DO AS YOU REQUEST INSOFAR AS IS IN HIS POWER

MILBANK JOHNSON"

I am sorry that I did not mention it before in my letter to you, but as I said above, I thought it was thoroughly understood between you, Mr. Rife, and myself that he would do what you asked him. He is coming prepared fully to demonstrate the organism found in human carcinoma, and I would suggest that you ask Dr. Lucke to make arrangements at some hospital where a fresh specimen may be obtained from a breast carcinoma that has not ulcerated. (The ulcerated tumors are almost sure to be contaminated with other organisms.)

Now, Mr. Donner, while Mr. Rife is going to show everything possible to Dr. Lucke, it is done with the very distinct understanding between us (and please make this plain to Dr. Lucke) that it is done for the benefit of the International Cancer Research Foundation, and there should be no publication nor any kind of publicity attending this demonstration without the consent of the Special Medical Research Committee of the University of Southern California. We are doing this to prevent any premature publication and the raising of false hopes before things have been thoroughly proven.

Mr. Rife will leave here as planned on May 1 and will wire you his exact date of arrival from Louisville.

Trusting that there may be no slip-up anywhere along the line, I am

Yours very sincerely,

MILBANK JOHNSON

Mr. W. H. Donner, President
International Cancer Research Foundation
1616 Walnut Street
Philadelphia, Pennsylvania

DOMESTIC		CABLE	
TELEGRAM		FULL RATE	
DAY LETTER		DEFERRED	
NIGHT MESSAGE		NIGHT CABLE LETTER	
NIGHT LETTER		WEEK-END CABLE LETTER	

Patrons should check class of service desired, otherwise message will be transmitted as a full-rate communication

(THE MACKAY SYSTEM)



ALL AMERICA
CABLES

COMMERCIAL
CABLES

RECEIVER'S NAME
CHECK
TIME FILED
STANDARD TIME

Send the following Message, subject to the terms on back hereof, which are hereby agreed to

Form 2

COPY

PHILADELPHIA PENN 1936 APR 27 PM 1 04

DR MILBANK JOHNSON
SUBWAY TERMINAL BLDG

ON ACCOUNT OTHER APPOINTMENTS IT IS DIFFICULT TO MAKE LABORATORY ARRANGEMENTS BEFORE
MAY SEVENTEENTH WOULD RIFE BE WILLING TO DELAY TRIP ONE WEEK ALSO PLEASE WRITE
WHAT ITEMS HE WILL NEED OF ORDINARY LABORATORY EQUIPMENT

W H DONNER

COPY

CLASS OF SERVICE DESIRED	
DOMESTIC	CABLE
TELEGRAM	FULL RATE
DAY LETTER	DEFERRED
NIGHT MESSAGE	CABLE LETTER
NIGHT LETTER	WEEK-END LETTER

Patrons should check class of service desired; otherwise message will be transmitted as a full-rate communication

WESTERN UNION

NEWCOMB CARLTON, PRESIDENT

J. C. WILLEVER, FIRST VICE-PRESIDENT

1206-A	
NO.	CASH OR CHG.
CHECK	
TIME FILED	

Send the following message, subject to the terms on back hereof, which are hereby agreed to

MR. W. H. DONNER
INTERNATIONAL CANCER RESEARCH FOUNDATION
1616 WALNUT STREET
PHILADELPHIA, PENNSYLVANIA

APRIL 20, 1936

WIRE JUST RECEIVED SORRY I DID NOT MENTION THE DEMONSTRATION IN MY LETTER
STOP I THOUGHT IT WAS ALL AGREED UPON BY YOU AND RIFE AND MYSELF BEFORE YOU
LEFT HE IS TAKING WITH HIM ALL APPARATUS NECESSARY TO DO AS YOU REQUEST
INsofar as is in his power

MILBANK JOHNSON

Eng to:
Dr. Milbank Johnson
775 Subway Terminal Bldg.
Los Angeles

C O P Y

1206-A

CLASS OF SERVICE DESIRED	
DOMESTIC	CABLE
TELEGRAM	FULL RATE
DAY LETTER	DEFERRED
NIGHT MESSAGE	CABLE LETTER
NIGHT LETTER	WEEK END LETTER

Patrons should check class of service desired; otherwise message will be transmitted as a full-rate communication.

WESTERN UNION

NEWCOMB CARLTON, PRESIDENT

J. C. WILLEVER, FIRST VICE-PRESIDENT

NO.	CASH OR CHG.
CHECK	
TIME FILED	

Send the following message, subject to the terms on back hereof, which are hereby agreed to

APRIL 20, 1936 12 57 PM

DR. MILBANK JOHNSON
PACIFIC MUTUAL LIFE BLDG - LA

IN LETTER JUST RECEIVED NO MENTION OF RIFES AGREEING TO DEMONSTRATE ORGANISM
AND METHODS OF CULTURE STOP THIS IS REASON FOR HAVING HIM COME PHILADELPHIA
STOP WE MUST BE ABLE TO REPEAT THIS PHASE OF HIS WORK BEFORE GRANT CAN BE
CONSIDERED STOP IF THIS IS AGREED WIRE BY WESTERN UNION AND WILL SEND CHECK
AIR MAIL

W H DONNER

THE QUICKEST, SUREST AND SAFEST WAY TO SEND MONEY IS BY TELEGRAPH OR CABLE

MILBANK JOHNSON, M. D.
PACIFIC MUTUAL LIFE BLDG.
LOS ANGELES, CALIFORNIA

April 20, 1936


My dear Roy:

Enclosed please find copy of telegram I just received from Mr. Donner and also copy of my answer which was sent today by night letter. These are self-explanatory.

You can see how much depends upon the success of your trip, and I certainly hope you will do your darndest to win!

How is the laboratory getting on? Don't leave any stones unturned to get that thing actually started before you go because if you do, I am afraid it will wait until you get back.

Yours very sincerely,



MILBANK JOHNSON

Dr. Royal R. Rife
2500 Chatsworth Boulevard
San Diego, California

600 BURLEIGH DRIVE
SAN RAFAEL HEIGHTS
PASADENA

C O P Y

April 17, 1938

My dear Mr. Donner:

Unfortunately, I have had to delay answering your letter until I could go to San Diego and get things all arranged with Mr. Rife for his eastern trip. I arrived home last night, so here is the letter.

I find that both you and the American Optical Company had agreed to pay all of Mr. Rife's expenses, going, coming, and while there, which of course would not be just. Therefore, I believe the right thing to do would be to add the expenses up in the end, and divide them half and half, particularly as most of the time will have to be spent in Philadelphia.

I am enclosing a statement which I received from the Santa Fe Railway regarding his expenses and outlining the trip which he is going to take. If you will, therefore, send a check for \$400.00 directly to Mr. Royal R. Rife, 2500 Chatsworth Boulevard, San Diego, California, the American Optical Company have agreed to do the same. He will keep an accurate account of all his expenditures and submit you a statement on his return to San Diego, remitting any money which he has not expended, half and half. As he wants to leave here on May 1, please send check promptly so that he can make his reservations and definite plans.

I hope you will approve this arrangement, for under the circumstances, with so many unknown factors, I feel that this is the only way to make the distribution equitably. I think this amount will cover Mr. Rife's hotel expenses, etc. as well as his railroad transportation.

His trip to Louisville is occasioned by his wish to see Dr. Joseph Heitger, one of the most celebrated oculists in the United States, about his own eyes. In fact, I have insisted that he go there.

Thanking you again for your continued interest in our work, and hoping that Mr. Rife's visit may be productive of all that we expect, I am

Yours very sincerely,

MILBANK JOHNSON

MILBANK JOHNSON, M. D.
PACIFIC MUTUAL LIFE BLDG.
LOS ANGELES, CALIFORNIA

April 14, 1936

My dear Roy:


I find that my engagements have somewhat changed, and we will therefore leave here right after our hospital hour tomorrow morning, Wednesday, and come directly to San Diego.

We will bring with us your vario-syntonizer which is all finished. I sincerely hope that it does all that you expect of it.

I am also bringing with me a complete estimate of the trip so that we can come to definite conclusions as to the expense of the thing, which will permit me to answer Mr. Donner's letter intelligently.

Until tomorrow - adios!

Yours very sincerely,


MILBANK JOHNSON

Dr. Royal R. Rife
2500 Chatsworth Boulevard
San Diego, California

600 BURLEIGH DRIVE
SAN RAFAEL HEIGHTS
PASADENA

MILBANK JOHNSON, M. D.
PACIFIC MUTUAL LIFE BLDG.
LOS ANGELES, CALIFORNIA

April 9, 1936


My dear Roy:

I just received a letter from Jack in which he says the engineers are setting grade stakes for the laboratory, getting the elevations for the foundations, and the men are moving the top soil off to get ready for excavations, so it seems that the dirt has begun to fly at last!

Phil has just about finished your rotating variable machine and is very anxious to have you see it before he delivers it to you. Also I have a great many things to talk about with you, so on your way down, can't you and Mrs. Rife stay over night with us at Belbank? You can get an early start for San Diego the next morning. This will give us an opportunity to clean up a lot of things at this end of the line and will save me a trip to San Diego. If you can't stay over night, you at least can stop a few hours and give us a chance at you. Please wire me when you expect to arrive in Pasadena so I can meet you. Day or night I'll be there.

I am very curious to know how you got on up in San Francisco and what was the matter with their work.

Very sincerely yours,



MILBANK JOHNSON

Mr. Royal R. Rife
c/o Dr. E. L. Walker
George Williams Hooper Foundation
Parnassus and Third Avenue
San Francisco, California

600 BURLEIGH DRIVE
SAN RAFAEL HEIGHTS
PASADENA

9

MILBANK JOHNSON, M. D.
PACIFIC MUTUAL LIFE BLDG.
LOS ANGELES, CALIFORNIA

April 6, 1936

My dear Jack:

I haven't heard anything from Roy, so I presume he got off in good time and is now at work with Dr. Walker. If you know anything to the contrary, please let me know.

If you happen to come up to Los Angeles any time during his absence, please bring with you my out-put tube which should be exhausted by now. We have to make a yoke for it and it is the only spare we have, so I don't like to be left stranded.

How are they getting on with the laboratory? Have they broken ground yet?

Drop me a line anyhow.

Yours very sincerely,


MILBANK JOHNSON

Mr. Jack Free
La Jolla, California

600 BURLEIGH DRIVE
SAN RAFAEL HEIGHTS
PASADENA

MILBANK JOHNSON, M. D.
PACIFIC MUTUAL LIFE BLDG.
LOS ANGELES, CALIFORNIA

April 1, 1936

My dear Roy:

Replying to Mr. Free's letter, Dr. E. L. Walker lives on Winchester Drive in Atherton, California. Atherton is about four miles north of Palo Alto, right on the Southern Pacific Railroad. I imagine it is a very small place, but you will have no difficulty in finding it. Nevertheless, you'd better ask your way in Palo Alto.

Enclosed please find my check for \$50 to pay expenses of this trip. If there is any money left over, you can return it.

I asked Phil this morning what the \$25 check was for that he sent you. He wouldn't tell me, but said he would write to you today explaining it. My advice to you is to keep the money anyhow!

Don't forget to wire Dr. Walker as to about when you and Mrs. Rife will arrive there, and tell him you are driving.

If the big tube is finished and you are coming through Los Angeles, I hope you can bring it along with you. Otherwise, please ask Free to bring it up if he expects to come up this way.

Wishing you lots of luck, I am

Yours very sincerely,



MILBANK JOHNSON

Dr. Royal R. Rife
2500 Chatsworth Boulevard
San Diego, California

600 BURLEIGH DRIVE
SAN RAFAEL HEIGHTS
PASADENA

C O P Y

March 30, 1936

My dear Joe:

I was over at Fred's Saturday and he showed me a letter he had just received from you. I was very glad to hear from you, even indirectly.

Now, Joe, some years ago, when we first met Rife, you remember I persuaded him to let you fix his eyes up, and you did a darn good job. He did not have any more trouble for a couple of years, but it has started again now. I have persuaded him on his way East to stop in Louisville to see you. He will be there around May 1, if it is satisfactory to you and you will be in town. His eyes are very important to our work, and also to him, and I hope you will do your very best for him and give him some good advice as to how to use them.

Please let me know if you will be able to see him at that time - in other words, will you be in Louisville?

Very sincerely your friend,

MILBANK JOHNSON

Dr. Joseph D. Heitger
701 Hayburn Building
Louisville, Kentucky

C O P Y

March 20. 1936

My dear Dr. Walker:

Last Saturday I was in San Diego and succeeded in getting Mr. Rife to agree to leave with his wife on April 3 for San Francisco in his automobile.

He is bringing with him prepared culture media, both K and Gruber's, as well as his new microscope. I do hope that good will come out of this trip. He will explain to you our experiments with different dilutions of chlorine in water and its effect upon culture media made and sterilized with chlorine water. Our experiments seem to show that even a very slight trace of chlorine in the water prevents all growth of the filter-passing organisms.

You may expect the Rifes on the 4th or 5th of April.

Yours very sincerely,

MILBANK JOHNSON

Dr. E. L. Walker
George Williams Hooper Foundation
San Francisco, California

MILBANK JOHNSON, M. D.
PACIFIC MUTUAL LIFE BLDG.
LOS ANGELES, CALIFORNIA

March 30, 1936

Dr. Royal R. Rife
2500 Chatsworth Boulevard
San Diego, California

Dear Dr. Rife:

At Dr. Johnson's request, I am forwarding
to you herewith carbon copies of letters of this
date to Mr. Donner, Dr. Walker, and Dr. Heitger, for
your information.

Yours very truly,

M. Winter

M. Winter
Secretary to Dr. Johnson

MARGARET

600 BURLEIGH DRIVE
SAN RAFAEL HEIGHTS
PASADENA

MILBANK JOHNSON, M. D.
PACIFIC MUTUAL LIFE BLDG.
LOS ANGELES, CALIFORNIA

March 23, 1936

My dear Roy:

I just received this morning a letter from Mr. Donner, a copy of which I am enclosing for your information. It is a very courteous letter and I hope that we will be able to come somewhere near meeting his wishes in the matter because I really feel that, with him there, you will fare much better than alone in the big town with no protection.

I was glad Phil could find out what the matter was with your machine so easily. He tells me it will be no trouble to remedy it.

I will drive down to La Jolla Thursday morning and hope to see you in the afternoon. I guess Phil told you all the news from here. He told me you had a majority petition already filed to permit the erection of the laboratory and that it was to appear before the San Diego City Council this morning. I certainly hope you don't run into any snags.

Sincerely, your friend,



MILBANK JOHNSON

Dr. Royal R. Rife
2500 Chatsworth Boulevard
San Diego, California

600 BURLEIGH DRIVE
SAN RAFAEL HEIGHTS
PASADENA

C O P Y

William H. Donner
1616 Walnut Street
Philadelphia

March 20, 1936

Dr. Milbank Johnson
Pacific Mutual Life Building
Los Angeles
California

My dear Doctor Johnson:

Your letter of March 18th received and I am very glad to learn that Mr. Rife will come to Philadelphia. I will try to make his visit pleasant and hope he can make his demonstrations before I go away. I expect to leave early in June.

Philadelphia is quite warm in the summer and I would suggest that he try to arrange to be here not later than April 15th and stay as long as is necessary. I am glad he is going to Buffalo and hope all will work out well. Success there will turn the eyes of the world upon the Rife Microscope. By the way, on account of the Lake, they have a very nice summer climate in Buffalo.

Dora was just in and wishes to be remembered to you and Mr. Rife.

With kind regards, I am

Yours sincerely,

W. H. Donner (Signed)

WHD:C

UNIVERSITY OF CALIFORNIA
THE GEORGE WILLIAMS HOOPER FOUNDATION
THE MEDICAL CENTER
SAN FRANCISCO

February 19, 1936

Dr. Milbank Johnson,
Pacific Mutual Life Building,
Los Angeles, Calif.

Dear Doctor Johnson:

I regret to report that attempts to cultivate *Cryptomyces* from eight specimens of breast carcinoma have so far been negative. I would suggest that Mr. Rife prepare some of both the K and the Gruner media and send it to me at once while the cancer material is still available.

Yours truly,



E. L. Walker

ELW/EJ

MILBANK JOHNSON, M. D.
PACIFIC MUTUAL LIFE BLDG.
LOS ANGELES, CALIFORNIA

February 18, 1936

My dear Roy:

Dr. C. B. Bridges of Carnegie Foundation is a very celebrated geneticist, and he is doing some work out at Cal Tech. He has done a great deal of work in studying the genes in the chromosomes of the fruit fly. I have seen some of his preparations on the slides, and they were most interesting to me.

I have taken the liberty of inviting Dr. Bridges down to your laboratory. He is very anxious to see some of his slides under your new microscope. What I would like very much to do would be for you to have your petrographic microscope rigged up so he could put the slide under that and then take the same slide from that to your new microscope for the comparison. He is going to bring both the stained and the unstained chromosomes. I suggested that we might try the prisms with the monochromatic beam to see if the genes would become visible with the light stain.

He seems to be an awfully nice fellow, broadminded, with none of the proverbial Cal Tech manner, and I am very anxious for you to make an impression on him. So look your prettiest, carry your smile right through, and we will be down there between 10:30 and 11:00 Saturday morning.

One strange thing about him - if you look him up in "Who's Who of America" you will find his mother's name was Amelia C. Bridges, exactly the same as your Mrs. Bridges! I don't know that he is any relation to your Mrs. Bridges, however.

Sincerely your friend,



MILBANK JOHNSON

Dr. Royal R. Rife
2500 Chatsworth Boulevard
San Diego, California

600 BURLEIGH DRIVE
SAN RAFAEL HEIGHTS
PASADENA

The photographic Film and the Production of the Image.

A very thin film of Silver Collodion emulsion is used as the photographic medium. The emulsion is prepared as follows:

A

Lithium chloride ($\text{LiCl} \times 5\text{H}_2\text{O}$)-----	5g
Distilled water-----	20ccm
Alcohol, 96 per cent-----	70ccm

B

Silver nitrate-----	24g
Distilled water-----	30ccm
Alcohol-----	60 ccm

C

Citric acid-----	12 g
Alcohol-----	50 ccm
Ether-----	50 ccm

Three collodion solutions are prepared from the above solutions:

1

Collodion, 2 per cent-----	100 ccm
Solution A-----	14 ccm

2

Collodion, 2 per cent-----	100 ccm
Solution B-----	14 ccm

3

Collodion, 2 per cent-----	100 ccm
Solution C-----	14 ccm

The final solution for use is made by mixing these three solutions as follows:

Collodion Solution 1-----	3 ccm
Collodion Solution 2-----	4 ccm
Collodion Solution 3-----	3 ccm

The emulsion keeps for a long time. A glass plate such as a microscope cover slide, is flowed with this emulsion in the usual way. Larger plates may be made and cut into small pieces and edged with rubber cement or shellac to prevent frilling. If the image is to remain on glass, plate should be first flowed with a 1 per cent solution of gelatine, so that the delicate collodion film will adhere. After exposure has been made, a drop of ordinary toning or fixing bath is used. Watch toning process with lens. When toning is complete wash quickly and dry.

ALBERT B. WELLS
RANCHO SANTA FE
CALIFORNIA

3rd February 1936

Dear Dr. Rife:

Thanks a lot for yours of the 29th. I am going to get down to see you just as soon as I can. I am alright but my leg is giving me considerable trouble and can do no motoring.

With kindest regards,

Cordially yours,

AB Wells

California and Western Medicine



SECRETARY-TREASURER OF THE
CALIFORNIA MEDICAL ASSOCIATION
EMMA W. POPE, M. D.

OWNED AND PUBLISHED BY THE
CALIFORNIA MEDICAL ASSOCIATION
ACCREDITED REPRESENTATIVE OF THE
NEVADA MEDICAL ASSOCIATION
UTAH MEDICAL ASSOCIATION

GEORGE H. KRESS, M. D.
EDITOR

EMMA W. POPE, M. D.
ASSOCIATE EDITOR

Dear Doctor Rife:

The bearer of this letter is Dr. L. Haffner of San Francisco, who was formerly in the laboratories of Warburg in Germany.

He is interested in your microscope. I know you will be glad to extend all possible courtesies.

Cordially yours

George H. Kress


P.S. I shall send you a copy of the December issue. Have you ordered some reprints?

Dr. Rife 2.

January 31, 1936

Have you got your series running on the new Zeiss camera? I think that is very important and should be started as soon as possible.

Yours very sincerely,

A handwritten signature in cursive script, appearing to read "Wilbur Johnson". The signature is fluid and extends to the right with a long, sweeping underline.

Dr. Royal R. Rife
2500 Chatsworth Blvd.
San Diego, Calif.

MILBANK JOHNSON, M. D.
PACIFIC MUTUAL LIFE BLDG.
LOS ANGELES, CALIFORNIA

January 31, 1936

My dear Roy,

We are sending you today by express an output tube which we have had blown and made in Los Angeles. It is made out of pyrex glass and while the work in it is not very beautiful, I think it will demonstrate what we want to know. You will notice that we have a very much enlarged target and that we have changed the anode so that the current will come off of it at a point rather than in a round disc as in the other tubes which we have had.

I wish you would please have this evacuated and properly charged with helium as you have the other tubes so that we can have an extra tube here. We are entirely dependent upon the little quartz tube because we broke accidentally the big tube that you had fixed for us. So please get this evacuated and fixed up and get it to us as soon as you can. The Committee will pay for the work if you will let us know how much it is.

Phil has asked me to ask you to please send up the old bum tube that you have in your oscillograph and he will exchange it for a new tube and also send you a spare. He said you would know all about it. So, if you will get that up to us at the same time you get the other tube, Phil will see that you have the two new tubes.

Keep behind them on the Laboratory matter and don't let your memory fade.

I am going to Sacramento Sunday night but will be home Thursday morning. I will be in San Francisco all day Wednesday and I shall try to see both Dr. Karl Meyer and Dr. Walker and see if I can do anything to hurry matters on.

600 BURLEIGH DRIVE
SAN RAFAEL HEIGHTS
PASADENA

NORTHWESTERN UNIVERSITY MEDICAL SCHOOL

505 EAST CHICAGO AVENUE
CHICAGO, ILLINOIS

DEPARTMENT OF RESEARCH BACTERIOLOGY
WARD MEDICAL BUILDING

September 20, 1934

Dear Mrs. Bridges:

My wife and I were unfortunately not able to pay our respects to you before we left California, and this is both an apology and also a renewed expression of our pleasure in being invited to your very beautiful party. We do hope we shall be fortunate enough to be in California again so we may call upon you.

Our trip home was without incident: it was not the first day, but we succeeded in getting a place in an air conditioned car, and the remainder of the journey was very comfortable. It was quite cool when we landed in Chicago, and it has been comfortable ever since. We have been away for two and one half months, so everything was strange, especially the bustle and confusion of a large city which we both detest. We believe the ideal arrangement would be to live in LaJolla ten months of the year, and in Old Mexico the remainder. Our visit to Mexico was one of the outstanding episodes of our lives, and we really became very fond of the country, especially of the Hacienda in the State of Durango where we spent five weeks. Another year we hope to know enough Spanish to carry on a conversation: at present we are limited to bare necessities: eating, travelling (provided there are no emergencies which would call for words not in our vocabulary) and doing the very ordinary things of life. My wife has promised to study the language this winter, and I have already spent some three months learning the rudiments, so it may be that another year we may really converse with the Spanish people in their own tongue, a most desirable accomplishment.

This afternoon I have a meeting with Mr. Hardin, President of the Board of Trustees of the University: he is much interested in Roy and his splendid work, and I shall be asked to tell what I saw during my very brief visit to California. Mr. Hardin, unlike many persons, is very friendly, and will take the proper view point of the work: that it is experimental so far, done with no rules of the game to go by, and with a machine that is designed for small output, and therefore, not capable of showing its full worth. I understand there is to be a new machine, embodying the facts learned from the old one, and built along more lusty lines so its output will be more nearly equal to the demands which should be put upon it. I have written to Dr. Johnson telling him about the one case I can talk intelligently about: Tom Knight Roy (Rife) will tell you about Tom: he seems to me to be the most important case of the entire series because his tumor was on the cheek, where it could be seen, watched and measured from the start to the finish. This I have done, reciting the actual measurements, and details of treatment and of pathological examination.

I do hope you will overlook the use of the typewriter: my handwriting is so very bad, no one, including myself can read it. Hence I substitute impoliteness for illegibility.

Prof. Arthur I. Kendall

My wife unites with me in warmest regards,

Ever sincerely yours,



355.

22

MILBANK JOHNSON, M. D.
PACIFIC MUTUAL LIFE BLDG.
LOS ANGELES, CALIFORNIA

April 30, 1934

My dear Doctor,

I am mailing you with this letter a copy of the "Readers Digest" for May 1934. There is an article entitled "Young Doctor Heat" which I am very anxious to have you read carefully. I have gotten a real idea out of this which I want to discuss with you next Saturday.

I wonder if your Ray could be the short electro-magnetic wave referred to in this article. Of course these people, having no way to observe the effect on actual bacilli, could not know the exact wave length or oscillation on organisms.

This article seems to explain a great deal to me that I did not know before and has given me a great big idea which may be no good but I do want to discuss it with you fully.


Can't you meet me about 11:30 in La Jolla next Saturday. I want to show you the Library Building and get your opinion of it before I say anything to the people at the Scripps Clinic about it as a place for our Clinic this Summer.

My biopsy forceps came this morning and I also hope to bring down with me the penetration gages which I think I told you about in my last letter.

Please try to meet me at the Casa de Manaña about 11:30 Saturday and we will have lunch together.

In haste,

Yours very sincerely,



Dr. Royal R. Rife
2500 Chatsworth Blvd.
San Diego, California

600 BURLEIGH DRIVE
SAN RAFAEL HEIGHTS
PASADENA

SAFE. You should select a place, perhaps in the basement, to hold that big safe of yours. It should be where it could be cemented in with a wooden cupboard door in front of it for concealment.

VENTILATING APPARATUS. I can not call your attention too strongly to the necessity of providing, in this type of building, proper ventilating apparatus with forced draft. Otherwise, you will have a tomb and your health will suffer.

With the above changes, I think you will have a most convenient and efficient laboratory. For fear that you might be bashful about suggesting some of these changes to Mrs. Bridges, and knowing that it is her desire to provide you with a suitable and efficient place for your work, I am taking the liberty of sending a copy of this letter to her.


I hope that you get pretty definite results on our photographic experiments.

If there is any doubt in your mind as to any of the points I have mentioned above, don't hesitate to write or phone me because there is no time to lose.

Yours very sincerely,


MILBANK JOHNSON

P.S. Provide yourself with a good ground wire before the building is complete, for obvious reasons.



Dr. Royal R. Rife
2500 Chatsworth Blvd.
San Diego, Calif.

benches and tables it would be most advisable to place drawers and cupboards. The drawers and cupboards should contain locks, master-keyed. You never can have too much storage space in a laboratory and for one who likes order as well as you do, it would be indispensable.

CELLAR. Another point which I think is of very great importance is that under part of this building there should be an adequate cellar. It will be impossible to heat this with hot water unless you can get sufficient rise or height for your radiators to get a circulation. No gas should be burned in any building without a good flue.

CHIMNEY AND FLUE. I would suggest that a chimney be placed into this cellar going out of the top of the building. Make that a double flue chimney, one flue to get rid of the fumes of the gas and the other flue opening lower than the smoke flue to take air into the building.

CELLAR, Continued. This cellar would contain your heating apparatus, motor for circulating the air, and the filter for straining the air from dust. Besides, a cellar is a wonderful place for storage.

GAS OUTLETS. Another thing I would call your attention to is that there should be plenty of gas outlets for Bunsen burners. As you know, you will have to have one in the chemical room, wherever you are sterilizing your tubes, and one for your autoclave. Think this out very carefully and get them in before your walls are poured. Afterwards, they are always unsightly. Properly placed gas outlets prevent the use of long rubber tubes which invariably leak and pollute the air later on. Another important health measure.

ELECTRICAL OUTLETS. The same care should be taken in carefully planning your electrical outlets, both for power and for light, as well as running your circulating motors in the basement.

MICROSCOPIC ROOM, LIGHTING. I would suggest that the ceilings of the microscopic room be painted white and that indirect lighting be used. The switch should be low down so that you could turn it on and off easily. Indirect lighting prevents shadows and will give you good illumination when you need it and it will be easy to get complete darkness by simply turning off the switch.

DOOR BELL. An electric door bell would be helpful so that callers could let you know they were there.

TELEPHONE WIRES. Put your telephone wire conduit through the walls before the cement is poured. You will get much better connection and there will be less danger of trouble later on.

MILBANK JOHNSON, M. D.
PACIFIC MUTUAL LIFE BLDG.
LOS ANGELES, CALIFORNIA

April 16, 1934

My dear Doctor,

I have examined very carefully the laboratory plans which you handed me and I have a few suggestions to make. I hope you will not think I am too critical but I will try to give you my reasons for every suggestion.

TOILET ROOM. I notice that the toilet room in the laboratory is on the extreme east end which would make it necessary for everybody to pass through the microscopic room to reach it. If you would place the toilet room in the west end, then, when you had a visiting doctor who wanted to work nights especially when you yourself were going to be out, you could lock up the rest of your laboratory and he could have the use of his private room there. Also, as you are planning to treat patients in this building, it would be very awkward to have them walking through the whole laboratory. I would suggest that somehow you place your machine shop in the east end and bring your toilet room forward.

SINKS. There is a great shortage of sinks in the building. You know how inconvenient any laboratory is without water. I would suggest that a sink be placed in the visiting doctor's room. Also, one should be placed in the microscopic room and in the chemical room. Water is absolutely necessary where any chemical experimentation is going on. If, for any reason, you have to use water-cooled tubes in any of this light work, you must have some place for the waste water to go. A sink costs very little when you are building but in this kind of building it is extremely expensive to add one. By all means try to get it in before the walls are poured. Hot and cold water should be available at each sink.

INCLOSED HOOD. Also, in the chemical room there should be an inclosed hood. I have marked it in the southeast corner. It should be ventilated to the outside so that any noxious gases will be gotten out of the building. This is very important for your own health's sake as well as safety. *out the roof preferred.*

BENCHES, TABLES, DRAWERS, CUPBOARDS. I would suggest that in the dark room you place a table bench on the north side, as well as the bench where the sink is. Also, ~~in~~ *under* all of the

600 BURLEIGH DRIVE
SAN RAFAEL HEIGHTS
PASADENA

THE UNIVERSITY OF MINNESOTA
THE MAYO FOUNDATION
FOR MEDICAL EDUCATION AND RESEARCH
ROCHESTER, MINNESOTA, U.S.A.

December 5, 1933

Mr. Royal R. Rife
712 Electric Building
San Diego, California

Dear Mr. Rife:

I appreciate very much indeed your willingness to have me come to San Diego to study filtrates microscopically with your microscope.

I am taking it for granted that you have a suction pump so that we can filter viruses that I hope to bring with me, and examine them for organisms immediately after filtration. At the same time, I am planning to bring filtrates prepared here from similar, although more varied, material. I shall also bring the filters, and would like to bring my microscope to examine the specimens under ordinary illumination, and also in the hope that you might be able to equip it with the same type of illumination that you use with your higher powered microscope.

There is one other thing that I feel would be worth while covering, and which we did not do in Chicago; namely, to attempt obtaining photomicrographs of the bodies such as we saw there, provided we are again able to repeat those interesting findings.

Please let me know whether to bring my microscopic and write me any suggestions you may have in mind as to what else I had best bring with me.

At present we shall plan to arrive in San Diego on the morning of December 26th. Mrs. Roscnow and John will accompany me to Los Angeles and will no doubt come with me to San Diego. They will want to enjoy the famed sunshine and warmth of San Diego while we are enjoying the glistening forms of the streptococcus in the filtrates of poliomyelitis and other viruses, — I hope.

Looking forward to seeing you, believe me

Very sincerely yours,

E. C. Roscnow Jr.
E. C. Roscnow, M. D.

387

ECR:LS

RIFE RESEARCH LABORATORY

Bacillus X (Cancer) CACINOMA

(Rife) 11-20-32

Filterable Virus: Passes W: K Medium

metile. small oval granule
highly plastic
visible only with monochromatic light
angle of refraction 123°
color by chemical refraction Purple-red
length - $\frac{1}{5}\mu$: breadth $\frac{1}{20}\mu$.

Polarity

anode

- cathode

X

leak rate in milliamperes 175 D.C.

Influence of X rays none

" Ultraviolet rays slows motility

" Infra Red none

Thermal death point 42°C. 24 hrs.

Filament voltage 10

" temperature 56

Plate voltage 928

Cy dec per second 11,760,000

Wave length of super regeneration of audion tube 173.5 MET.

RIFE RESEARCH LABORATORY

Sarcoma

1934

80

Operation and Investigation of Tumors in White Rats (2/14/34)

The tumor was located beneath the epidermal tissue covering the left side of the chest.

The duration of the operation was 55 minutes, during which time the animal was under ether anesthesia.

The tumor weighed 60g. and was of the Lipoma type. It was removed under sterile conditions and placed in glycerine immediately after the operation.

Three portions of tissue were removed from the center of the tumor. A tube of sterile K media was inoculated with one portion. Another was sent to Dr. Ford for histological examination, and the third was ground in a sterile mortar containing sterile normal saline solution. The contents of the mortar was next passed thru a Borkfeld "W" filter and examined under 11,000X magnification.

The fresh filtrate under the microscope revealed numerous oval granules, purplish red in color, and resembling the B.X. in morphology. The organisms are non-motile.

MILBANK JOHNSON, M. D.
PACIFIC MUTUAL LIFE BLDG.
LOS ANGELES, CALIFORNIA

July 11, 1933

My dear Dr. Rife,

Last week I was up in San Francisco and business brought me in contact with Dr. Karl Meyer, the director of the Hooper Foundation for Medical Research of the University of California.

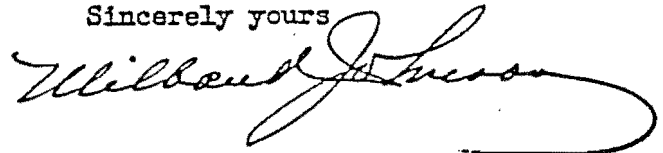
Among other things, we discussed some of your and Dr. Kendall's work on the filterable forms of bacteria. You may remember that he was one of the scientists that I invited to the first dinner I gave in Pasadena and he was unable to come. He is very anxious to see your microscope and see some of these filterable forms.

He expects to be down some day this week and, if he can spend the time and with your permission, I will bring him down to see you. *He is a wonderful fellow a real "the man"*

Thanks for your letter that you wrote me a short time ago. I was certainly startled when I got it - so extraordinary for you to write but I appreciate it just the same.

If you are going to change your plans and be away from San Diego in the next week or ten days, please let me know because I am very anxious to bring Dr. Meyer down to see you.

Sincerely yours



Dr. Royal R. Rife
2500 Chatsworth Blvd.
San Diego, Calif.

600 BURLINGHAM DRIVE
SAN RAFAEL HEIGHTS
PASADENA

382

1937

Dear Mr. Rife:


Because of a most pleasant evening spent with you last week the writer wishes to express his most sincere appreciation for the time and courtesy given him. If you will kindly excuse the personal pronouns, I would like to write you a personal letter.

In that one short evening you gave me, Mr. Rife, the greatest inspiration that I have had in my lifetime so far. You showed me in completion and in operation things that I have dreamed about and thought would happen some time long after I was dead and gone. It is difficult for me to find words to explain this, but if you will realize that I have been raised in a microscope family, with a microscope company, and all of my life thought optics and microscopes, you will see what these things meant to me.

I hope that you will remember me in the kindest of ways and realize that I am personally very keenly interested in all that you are doing. I fully realize that you did not and could not show me in one short evening all that you are doing, nor do I ever expect to know all that you are doing, but at the same time I want you to know that I am most sincerely interested. I wish to express my sincere opinion that you are the finest microscopist that I have ever had the pleasure of meeting.

Again I wish to thank you most sincerely for the time that you gave me, and with kindest and best wishes for the holiday season, I am,

Yours respectfully,



LDP-GEA

Postal Telegraph

(TYPE MESSAGE SYSTEM)



This is a full rate Telegram or Cablegram unless indicated by signs on the check or in the code

DL	DAY LETTER	/
NL	NIGHT LETTER	
NH	NIGHT MESSAGE	
LCO	DEFERRED CABLE	
NLT	NIGHT CABLE LETTER	
WLT	WEEK END CABLE LETTER	

RECEIVED AT

STANDARD TIME
INDICATED ON THIS MESSAGE

Page 26

B 0320

3162 91 DPR COLLECT 3 EXTRA PAC WASHINGTON DC VIA PASADENA

24 1203P

712 Elect Bldg

1931 NOV 24 PM 12 :

DR ROYAL R RIFE \$.62 cts

SANDIEGO CALIF

WILL YOU PLEASE CONFIRM OR CORRECT BY COLLECT PRESS RATE
TELEGRAM FOLLOWING DATA IN NEWS STORY WHICH WE HAVE READY F
USE TODAY STOP QUARTZ LENSES AND PRISMS USED EXCLUSIVELY IN
MICROSCOPE PRISMS BETWEEN LIGHT SOURCE AND OBJECT ROTATE
AND POLARIZED LIGHT USED IN INTERPRETING OBJECTS STOP BACTER
IDENTIFIED BY THEIR SPECTRA STOP STRUCTURAL CHANGES IN BACT
PASSING INTO FILTERABLE PHASE ALSO STRUCTURES IN FILTERABLE

Postal Telegraph

(TYPE MESSAGE SYSTEM)



This is a full rate Telegram or Cablegram unless indicated by signs on the check or in the code

DL	DAY LETTER	
NL	NIGHT LETTER	
NH	NIGHT MESSAGE	
LCO	DEFERRED CABLE	
SET	NIGHT CABLE LETTER	/
WLT	WEEK END CABLE LETTER	

RECEIVED AT

STANDARD TIME
INDICATED ON THIS MESSAGE

Page 26

VIRUSES SEEN BY KENDALL STOP WOULD WELCOME WIRED STATEMENT
YOURSELF OR WITH KENDALL TO EXTENT OF FIVE OR SIX HUNDRED W
SCIENCE SERVICE.

41.31

In re: 16 Hopeless Cancer Cases cured after
30 days at Scripps Ranch Cancer Clinic
Sponsored by University of Southern Ca.

THE UNIVERSITY OF MINNESOTA
THE MAYO FOUNDATION
FOR MEDICAL EDUCATION AND RESEARCH
ROCHESTER, MINNESOTA, U.S.A.

July 11, 1932

From:
Dr. E.C. Rosenow, Sr.
M.D. Head of Mayo
Clinic Research on
Micro-organisms

Dr. R. R. Rife
712 Electric Building
San Diego, California

Dear Dr. Rife:

After seeing what your wonderful microscope will do, and after pondering over the significance of what you revealed with its use during those three strenuous and memorable days spent in Dr. Kendall's laboratory, I just must again express the hope that you will take the necessary time to describe how you obtain what physicists consider the impossible as regards magnification, and submit your paper to a suitable Journal for publication. Dr. Kendall, I'm sure, could give you the best of advice as to where it should be published, and if you would like to have me, I would be glad to help you also.

As I visualize the matter, your ingenious method of illumination with the intense monochromatic beam of light is of even greater importance than the enormously high magnification obtained with your present instrument. I hope that you will be successful promptly in your attempt to develop a similar method of illumination which will make it possible to see these "filtrable" forms with the oil immersion magnification.

The outstanding result of the observations made in triplicate during those three days, it seems to me, is the fact that the "filtrable" forms are approximately as large as the visible, stainable forms. In other words, it appears that filter-passing forms are perhaps not extremely small but are more plastic or perhaps immature forms, and by virtue of this state rather than because small, are drawn through the pores of the filter. Observations made with filtrates of cultures of the streptococcus from poliomyelitis and of the cultures containing the contaminating diplococcus, and those with filtrates of poliomyelitic and herpes encephalitic virus from which I commonly isolate streptococci, have added much, it seems to me, in the way of the correctness of your and Dr. Kendall's observations on the filter-passing forms of *E. typhosus*.

A new point of view has been opened up and I wish so much that you could be here to parallel our observations during our study of poliomyelitis and our attempts to develop the virus from the streptococcus.

I was most favorably impressed with the results obtained with

your stethoscope. Is it on the market? If so, from whom can I purchase one? I would like to try it out further and have one of our clinicians verify its merits in the hope of having it adopted in the Clinic. Perhaps you could spare me one for this purpose.

I shall write to Mr. Timken shortly.

Very sincerely yours,

UNIVERSITY OF CALIFORNIA
COLLEGE OF AGRICULTURE

GRADUATE SCHOOL OF TROPICAL AGRICULTURE
AND CITRUS EXPERIMENT STATION

RIVERSIDE, CALIFORNIA

Dec. 19, 1931

Dr. Royal Raymond Rife,
San Diego, California.

Dear Sir:

I have read with interest reports of the use of your new microscope at the California Institute of Technology. I have been studying plant viruses and as usual there is a desire to make an optical observation on the virus if possible. I thought that perhaps your microscope might afford such an opportunity. Would you object to my bringing some samples of virus to San Diego for observation? I could come almost any time during the latter part of January or any time in February. The head of my department authorizes me to say that the Citrus Experiment Station will bear any expense of photographic materials that may be used. I believe that all the observations I would wish to make could be made in one day.

I have heard conflicting reports as to the lenses arrangement and quality of them in your machine, and would be very appreciative if you would send me a brief description of the kind of lens and arrangement, so that beforehand I could form some opinion as to whether your microscope would be of value in this proposed work.

If there are any questions as to the type of work I should like to do I shall be glad to write you further about them.

Yours very truly,



Burt Johnson
National Research Fellow
in the Biological Sciences

BJ:D

BAUSCH & LOMB OPTICAL CO.

Established 1853

ROCHESTER, NEW YORK

December 1, 1931

Dr. Royal Raymond Rife
Rife Research Laboratory
San Diego, California

Dear Sir:

There has come to our attention an article published in the Los Angeles Times of November 25rd referring to the development in microscopes perfected in your laboratory. The article in question gives no information regarding the principle of the instrument which naturally interests us very much. We are writing to inquire whether you have published anywhere a description of the instrument and if so whether you would be kind enough to give us the reference. If not, we would appreciate any information you might be willing to give us in a letter.

As you know, this Company has been keenly interested in microscopy for over fifty years and has a reputation which will guarantee you against any improper use on our part of any information you may give us.

Yours very truly,

BAUSCH & LOMB OPTICAL CO.

W B Rayton

Scientific Bureau

WBRayton/MGH

MANUFACTURERS OF
HIGH GRADE
OPTICAL INSTRUMENTS



Spencer Lens Company
Factory, Buffalo, N. Y., U. S. A.

SOUTHERN CALIFORNIA BRANCH
603-6 BEAUX ARTS BUILDING
1708 WEST EIGHTH STREET
LOS ANGELES, CALIFORNIA

PHONE: DUNCKER 7373

LOS ANGELES, CALIFORNIA.

November 27, 1931

Mr. Roy R. Rife
712 Electric Bldg.
San Diego, Calif.

Dear Mr. Rife:

Just a short personal line to tell you that you have made a very favorable impression on the scientific people in and around Los Angeles. We recently heard about a demonstration that you made at the California Institute of Technology and many of my friends connected with the educational institutions have spoken to me about the demonstration. It certainly has them all "agog."

I also wish to extend to you my sincere thanks for the very kind interview and time that you gave to a very dear friend of mine, namely, Dr. Charles Chamberlain of the University of Chicago. Dr. Chamberlain is well liked and loved by all who know him and you have made an old man very, very happy.

With kindest personal regards, and assuring you of my best wishes for your success, I am,

Yours sincerely,

A handwritten signature in cursive script, appearing to read "Lyle D. Potter".

LDP-GEA

Dr.O.C.Gruner
866 University Dr.
Saskatoon,Sask.
Canada.

My dear Dr.Gruner,

Since my last letter to you in regards to 'Ensol' we have carried on several transplants on hard media and are now getting a fine luxuriant groth in from three to five days.

The groth mounted on a slide with normal saline solution magnafied 5000X shows a typical groth of BX very luxuriant with the true color,form and motility of BX.The size of the organism has become a little larger tho still retaining the true BX character.

We have not as yet run tests as to the virulence of the organism but will do so in the near future and let you know the results,these tests are being doubly checked and will try and have some pictures of the results for you.

Our work grows more interesting each day and I hope that in a short time you will be here to observe some of the changes with us.

I see by the paper that you are having a rather cool spell up there and wish we could send a little of our sunshine to warm things up for you.We are having a perfect winter.

Best regards to Mrs.Gruner and your self,I am

Very truly yours,

San Diego,California.
January thirtieth.

RRR-F

1935

by ROYAL R. RIFE

American Optical Company

ESTABLISHED 1833 VOLUNTARY ASSOCIATION 1912



Southbridge, Mass., U. S. A.

February 6, 1935

Dr. Royal E. Rife,
708 Electric Building, San Diego,
California.

My dear Dr. Rife:

I admired very much the fine grain film which you had on some of your pictures. If you remember, I asked you about it and you told me you would give me the formula for the developer and, if my memory is correct, you told me at that time that you used an Amidol developer with the addition of Picric acid.

I wonder if you would be so kind as to send me this formula?

John Wells and myself are both sorry that we didn't have an opportunity to see you again. We had to leave for Los Angeles sooner than we expected and the only redeeming feature is that perhaps Mr. Timken might have shown up the following night and we couldn't have seen you anyway.

From Los Angeles we went up to San Francisco. From there John went to Tucson and I went on to Chicago, and there was a difference in the climate! When I got home we had perhaps two feet of snow.

When in Chicago I spent a couple of hours with Dr. Kendall. He was so excited about a new culture he had gotten from arthritis that he was hardly coherent at times. I can't tell you what the culture was because I don't know enough about bacteriology.

We certainly enjoyed our visits with you, and I want to personally thank you for your kindness in spending the time with us. I hope sometime we will see you in Southbridge.

With very kindest regards, in which John joins me.

Sincerely yours,

E. D. Tillyer
E. D. Tillyer.

EDT/B

If your glasses aren't Ful-Vue they're not the latest style

MILBANK JOHNSON, M. D.
PACIFIC MUTUAL LIFE BLDG.
LOS ANGELES, CALIFORNIA

March 11, 1935


My dear Dr. Rife,

Inclosed you will find a letter which I have just received from the International Cancer Research Foundation.

In order that I may most effectively comply with their request, will you send me some pictures taken of the interior of your laboratory, also a picture of the big microscope. Also, will you answer as many of their questions as you see fit as they are naturally interested in knowing as much as possible about your accomplishments.

Please do this as soon as you can because I want to get these people back there started as soon as possible. Will you return their letter for my files.

Yours very sincerely,

A handwritten signature in cursive script, reading "Milbank Johnson". The signature is written in dark ink and is positioned below the typed name "Milbank Johnson".

Dr. Royal R. Rife
2500 Chatsworth Blvd.
San Diego, Calif.

600 BURLEIGH DRIVE
SAN RAFAEL HEIGHTS
PASADENA

MILBANK JOHNSON, M. D.
PACIFIC MUTUAL LIFE BLDG.
LOS ANGELES, CALIFORNIA

March 14, 1935

My dear Doctor,

You will find inclosed a copy of Dr. Foord's report on the Berndt pathological specimen which you sent him through me.

Unless you find something in your animal tests to the contrary, I do not believe that it would be advisable to treat this case for tuberculosis. It might only bring discredit on our work and probably would not benefit the man unless we could get an absolute diagnosis of true cause which we have not as yet obtained.

Yours very sincerely,

Milbank Johnson
P. S. Don't forget to show the report to Dr. Berger - E. J. -

P. S. Please hurry the photographs and the report as I want to answer the letter from the International Cancer Research Foundation as soon as possible.

M. J.

Dr. Royal R. Rife
2500 Chatsworth Blvd.
San Diego, Calif.

600 BURLEIGH DRIVE
SAN RAFAEL HEIGHTS
PASADENA

627 Eichandia St.,
Los Angeles Calif.,
March 20, 1935.

Dr Royal Rife,
2500 Chapsworth Blvd.,
San Diego, Calif.,

Dear Sir:-

I am coming down to
San Diego this week end on the
Santa Fe lines to visit you and
study further into your work. I am
intensely interested in what you
are doing, as a result of your fine
demonstration here at the Santa Fe
hospital. I firmly believe that
you have opened a new field, and
altho I merit none of your time,
any glimpses into new concepts
will be much appreciated.

Yours sincerely,
Arthur S Gray.

91 Mt. Vernon St.,
Boston, Mass.
Mon., April 1, 1935.

Dear Mr. Rife,

Having heard of your marvellous experiments in the cure of cancer, I am writing to ask your advice with respect to a very sad and desperate case.

A young musician, just twenty-three years old, a most talented pianist, is dying of cancer of the spine. He has been in bed three months and the doctors give him only three or four weeks to live. It is beyond the stage where an operation is possible. He is a sweet boy, brave in pain, patient and optimistic; and his sad and steady decline is breaking the hearts of his friends.

If money could be raised to send him to California or to bring you here, would it be possible for you to treat him with your new method? If so, we would try to raise the money and if ~~successful~~ would have him undertake the treatment only if successful so that we could guarantee you that we would ~~stand~~ stand all the expenses. Furthermore, of course, he should not expect you to promise a cure and would hold you free from any obligation in the matter.

If it would be impossible for you and the patient to get together, would you be able to furnish by mail any information or advice, or send on any equipment which physicians here might use on the patient to advantage?

If because of the uncompleted nature of your experiments, there is necessity for secrecy in connection with any treatments which might be possible, we would guarantee to obtain the strictest assurance of secrecy from all persons involved.

For the love of God and preservation of one very precious life, please do everything you possibly can to help us find a solution to this problem.

Respectfully yours, Lawrence S. Lepson.



April 13, 1935

Dr. R. R. Rife
708 Electric Bldg.
San Diego, Calif.

My dear Dr. Rife:

I had expected to hear from you for
some time, but evidently you are as I am--
extremely busy.

I am enclosing \$5.00--will you please
make me one of those hypersensitive
stethoscopes which you made for Dr. Gregory.
You are absolutely a genius in this field,
and I shall be happy to use this instrument
made by you.

Yours truly,

Karl von Schilling
Karl von Schilling

1070 Bleury Street
Room 602

Montreal

May 2nd, 1935

Dr. Milbank Johnson,
600 Burleigh Drive,
Pasadena, California, U. S. A.

Dear Milbank,-

We had a very comfortable journey with only six hours of the dust, and we did not suffer at all as we were in an air-conditioned car and none of it came into the car.

I had a long talk with Dr. Archibald before we went to Ottawa, and Dr. O. C. Gruner was also present. He is the man Dr. Archibald will send to California to see you, and from what I have seen and heard about him I can recommend him as one of the best men in Canada on cancer research. He is an Englishman and took his degree from the London, England, university, and was with Lord Moynihan for some years. He travelled through most parts of Europe investigating cancer research, and Dr. Archibald has had him working in a laboratory at McGill, supported by the proceeds of a grant received from a young public-spirited business man here.

Dr. Archibald has decided to appropriate enough money from this grant to enable Dr. Gruner to make this trip, and he only came to this decision after I assured him that you had been kind and generous enough to promise to show anyone I recommended every detail that he might ask for. He was greatly pleased to hear this but I gathered from his manner that he was rather surprised, and I am sure he would never have thought of using this money to send Dr. Gruner on this long journey without my positive assurance that he would have an opportunity of thoroughly investigating your discovery, but it would reassure him if you would send me a telegram on receipt of this confirming my understanding of our conversation and your approval of Dr. Gruner being sent to make a report on your wonderful discovery.

We remained in Ottawa until Sunday afternoon last, the 28th, as the awards in the Drama Festival which had been going on all the week could not be decided until after the close on Saturday evening.

During our visit I had a long talk with the Governor-General on the subject of cancer research and showed him your letter. He was

most enthusiastic about sending Dr. Gruner, or some other first-class man to investigate your wonderful discovery, and he was greatly impressed with the photograph of your microscope.

Lady Bessborough has organized the King George V. Canadian Cancer Fund, and I believe good progress has been made, but no details have been given out as to the disposal of the fund or the management of it.

The date of Dr. Gruner's departure has not been settled yet, but I think it will be about the middle of next week, and I hope that you will like him and find that he is all that I have represented him to be. I will telegraph you when the date is decided upon. He should arrive between the 15th and 20th of May, and perhaps you might say in your telegram if you will be at home between those dates.

The weather has been cold and wet since we have returned so I hope we will soon have some fine weather.

With kind regards,

Yours sincerely,

Montagu Allan (Signed)

MILBANK JOHNSON, M.D.
PACIFIC MUTUAL LIFE BLDG.
LOS ANGELES, CALIFORNIA

May 9, 1935

My dear Doctor,

As Mrs. Johnson and I are coming down to San Diego Saturday, I would like, with your permission, to have Charles bring Mrs. Young along with him so that she can have another Ray treatment.

She is very much improved. All of the small seed glands in both sides of the neck have disappeared. This morning when I examined her there was only one gland on the right side, just above the clavicle, much smaller than originally and less painful. The three palpable glands on the left side were smaller than when examined on April 29 and not painful. I think, however, to make assurance doubly sure that we will give her another shot Saturday before noon if it is agreeable to you. If not, please wire me and I will not bring her down.

Yours very sincerely,

Milbank Johnson

Dr. Royal R. Rife
2500 Chatsworth Blvd.
San Diego, Calif.

P.S. Unless I hear from you to the contrary I will bring Mrs. Young down.

R.R.

600 BURLEIGH DRIVE
SAN RAFAEL HEIGHTS
PASADENA

*"HE WAS CURED OF T.B."
"Dr. Johnson's marvelous wife"*

MILBANK JOHNSON, M. D.
PACIFIC MUTUAL LIFE BLDG.
LOS ANGELES, CALIFORNIA

May 15, 1935

My dear Doctor,

After telephoning you this morning, Mrs. Johnson phoned me that she had just received a telegram stating that Dr. Gruner had been unable to leave and would wire me immediately when a definite time was set. I knew he had not gotten off the train because I was there when it arrived. However, we will just have to wait until we hear definitely from him. He may have a girl or something and we will know more about it later on.

I heard from the University this morning that the official notification of your election to your degree would be mailed to you today. While I know that you are a rotten correspondent, please promptly and graciously acknowledge that at once as that is a very important thing to do. If you will pardon me for the suggestion, I would advise something like the following:

Your gracious letter of (giving date) notifying me that I have been elected to receive the honorary degree of Doctor of Science has just been received. I accept with pleasure and will be present at the specified time.

I am highly conscious of the very great honor that the Trustees and Faculty of the University have conferred upon me and I accept this with the full determination to continue my scientific efforts so as to warrant to the fullest extent this very great distinction.

Yours very sincerely,

Something like the above should be sent promptly upon receipt of your official notification.

Yours very sincerely,



Dr. R. R. Rife
San Diego, Calif.

600 BURLEIGH DRIVE
SAN RAFAEL HEIGHTS
PASADENA

MILBANK JOHNSON, M. D.
PACIFIC MUTUAL LIFE BLDG.
LOS ANGELES, CALIFORNIA

May 16, 1935

My dear Doctor,

This morning I received the following telegram dated Montreal, May 15, 1935:

"Dr. Gruner left tonight for Pasadena, via Vancouver. Expects to arrive in Pasadena Thursday, May 23. Will wire from Vancouver. Signed - Montagu Allan."

This wire seems to be very definite and I, therefore, can safely say that I will bring Dr. Gruner down to San Diego some time on May 23 according to what time he arrives. He will, no doubt, come down via Southern Pacific which will give me an opportunity to take him to San Diego in the forenoon.

As long as you have this extra time, I wish you would take a little time off and go over to see old Tom. You will find Tom's address on your copy of his case record. As I expected Dr. Gruner yesterday, I took all of my records out to Belbank and I do not remember his address. I want you to have a look at old Tom yourself and see whether there is any recurrence of the cancer, either on the face or in the glands, also, look at his lip. In other words, find out how he is. We don't want any surprise parties sprung on us when we get over there. As I remember, he was staying with a Mr. Rice and I do not believe you will have any trouble finding him. Please do this if you can. It will give you some extra fresh air and it is very vital to our plans after Dr. Gruner comes.

THOMAS
KNIGHT

I want to take this opportunity of congratulating you on having another birthday. We have one of these only once a year - thank the Lord. Before another birthday of yours rolls around, we will have progressed a long way in proving or disproving the efficiency of the Rife Ray. Hope.

Yours very sincerely,



Dr. R. R. Rife
San Diego, Calif.

600 BURLEIGH DRIVE
SAN RAFAEL HEIGHTS
PASADENA

sl

MILBANK JOHNSON, M. D.
PACIFIC MUTUAL LIFE BLDG.
LOS ANGELES, CALIFORNIA

June 4, 1935

My dear Doctor,

After leaving you this morning after seeing the new mould produced from B. X., I guess I was too excited to think very much. But, driving up, I had some real thoughts.

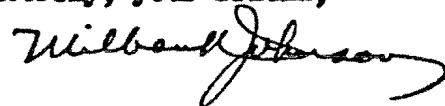
In the first place, we know that the same M. O. R. that kills the typhoid rod does not kill the filter passing form of the same organism, similarly in other cases. Now, why should it kill all forms of the same mould?

We have an M. O. R. for B. X. which we now believe and think we know is a filter passing form of the Gruner mould. I think this is a good opportunity, after you have examined those specimens to find out how many forms this thing appears in, because I don't believe that the bodies found in the monocytes by Dr. Gruner are identical with our B. X. or with the hyphae of the Gruner mould. If that is true we probably have the B. X., a hyphae and an intermediate or spore form. I think you should test the M. O. R. of each form.

This point may account for the reason that one complete application of the Rife Ray does not destroy all of the organisms in the patient. However, it is something to think about and I think we ought to think fast.

We will start the camera Wednesday morning to your place. Let me hear how you get along with some of the above suggestions.

Very sincerely, your friend,



Dr. Royal R. Rife
2500 Chatsworth Blvd.
San Diego, Calif.

600 BURLEIGH DRIVE
SAN RAFAEL HEIGHTS
PASADENA

MILBANK JOHNSON, M. D.
PACIFIC MUTUAL LIFE BLDG.
LOS ANGELES, CALIFORNIA

June 17, 1935

My dear Doctor,

Inclosed you will find a copy of a letter from Dr. Schram of the International Cancer Research Foundation which I received today. It is self-explanatory and I am sending it to you for your information.

In talking with Dr. Karl Meyer this morning, he told me that he wants to see you and will be down here on Friday, June 28 and I will bring him down on the same day to San Diego to see you. So, hold Friday, June 28 for us. I will be down there as usual right after lunch.

I am coming down this coming Saturday to discuss with you how to answer Dr. Schram. We have to make up our minds as to what we are going to do with some of these people. If for any reason you can not see me on June 22, please let me know. I am anxious to discuss several things with you and get certain things prepared for Dr. Meyer's visit. We will talk them over when I see you.

Yours very sincerely,



Dr. Royal R. Rife
2500 Chatsworth Blvd.
San Diego, California

600 BURLEIGH DRIVE
SAN RAFAEL HEIGHTS
PASADENA

<p>RECEIVED AT</p> <p>5281</p> <p><i>J. Dorneanu</i></p> <p>STANDARD TIME INDICATED ON THIS MESSAGE</p>	<h1>Postal Telegraph</h1> <p>THE INTERNATIONAL SYSTEM</p> <p>Commercial Cables</p> <p></p> <p>Mackay Radio</p> <p>All America Cables</p>	<p>This is a full rate Telegram, Cablegram or Radiogram unless otherwise indicated by signal in the check or in the address.</p> <table border="1"> <tr> <td>DL</td> <td>DAY LETTER</td> </tr> <tr> <td>NL</td> <td>NIGHT LETTER</td> </tr> <tr> <td>NM</td> <td>NIGHT MESSAGE</td> </tr> <tr> <td>LCD</td> <td>DEFERRED CABLE</td> </tr> <tr> <td>NLT</td> <td>NIGHT CABLE LETTER</td> </tr> <tr> <td></td> <td>RADIOGRAM</td> </tr> </table>	DL	DAY LETTER	NL	NIGHT LETTER	NM	NIGHT MESSAGE	LCD	DEFERRED CABLE	NLT	NIGHT CABLE LETTER		RADIOGRAM
DL	DAY LETTER													
NL	NIGHT LETTER													
NM	NIGHT MESSAGE													
LCD	DEFERRED CABLE													
NLT	NIGHT CABLE LETTER													
	RADIOGRAM													

Form 16

S279 59 NL=TDNK ALPINE NJ 1

1935 JUL 1 PM 10 42

DR ROY RIFE, CARE MRS A D BRIDGES=

708 ELECTRIC BLDG SANDIEGO CALIF=

COULD YOU COME EARLIEST TO GIVE SUFFICIENT TIME FOR COMPLETING
EXPERIMENTS BEFORE MRS BURNETT AND I LEAVE JULY FOURTEENTH
FOR FIFTEENTH WEDDING ANNIVERSARY UNABLE BE AT HOME BETWEEN
JULY FOURTEENTH AND AUGUST FIRST CAN GIVE YOU MOST
MY TIME UNTIL JULY FOURTEENTH AND PLENTY AFTER AUGUST FIRST
LEAVE DECISION YOUR DISCRETION ALL APPARATUS IN TOPNOTCH
ORDER READY FOR WORK=

DR J C BURNETT. *Telegrams to Postal Telegraph*

RECEIVED AT

RC

STANDARD TIME
INDICATED ON THIS MESSAGE

Postal Telegraph

THE INTERNATIONAL SYSTEM

Commercial
CablesAll America
Cables

Mackay

Radio

This is a full rate Telegram, Cablegram or Radiogram unless otherwise indicated by signal in the check or in the address.

DL	DAY LETTER
NL	NIGHT LETTER
NM	NIGHT MESSAGE
LCO	DEFERRED CABLE
NLT	NIGHT CABLE LETTER
	RADIOGRAM

S27 62 DL XU=TDPN ALPINE NJ 1 1047A

1935 JUL 1 AM 8 31

DR ROY RIFE, CARE MRS A S BRIDGES=
708 ELECTRIC BLDG SANDIEGO CALIF=

EVERYTHING READY FOR DEMONSTRATION WIRE COLLECT IMMEDIATELY
WHEN YOU CONTEMPLATE ARRIVING WILL MEET YOU AT TRAIN AND TAKE
YOU TO ESTATE WHERE I CAN PUT YOU UP DURING YOUR ENTIRE STAY IN
EAST WILL DEMONSTRATE THE PATIENT OF MOVIES FOR YOU AND HELP
YOU BECOME THOROUGHLY FAMILIAR WITH ALL APPARATUS INFORM MRS
BRIDGES WILL PAY ALL EXPENSES OF TRIP WIRE AMOUNT REQUIRED=

DR J C BURNETT,

Telephone Your Telegrams to Postal Telegraph

Trans should check class of service desired, otherwise message will be transmitted as a full-rate communication

ALL AMERICA
CABLESCOMMERCIAL
CABLES

STANDARD TIME

Send the following Message, subject to the terms on back hereof, which are hereby agreed to

Form 2

July 1, 1935

Dr. J.C. Burnett,
Alpine, New Jersey.

Will it be convenient for you if I
arrive about June Eleventh (Stop) Will wire definitely
exact time of arrival (Stop) Will turn in expense ac-
count upon arrival (Stop) Mrs. Bridges leaving on her
trip Saturday.

R. R. RIFE

PREPAID

Chg. a/c A.C. Bridges

708 Electric Bldg. San Diego, Calif.

from the State of California of James Holman & Paul Dorneanu

MILBANK JOHNSON, M. D.
PACIFIC MUTUAL LIFE BLDG.
LOS ANGELES, CALIFORNIA

July 18, 1935

My dear Doctor,

I was out to Phil's yesterday evening to see how he was getting along with the new Rife Ray machine. He has assembled all of the necessary condensers, tubes, transformers, switches, etc. Also, he has completed the frame for the cabinet which is made of angle iron, carefully shaped and arc welded so it makes a very rigid whole. This is mounted on four very strong rubber tired ball bearing casters so that it can be pushed about from place to place, or into an elevator.

He expects to have it ready by the time you reach home so that you can give it the once over. As soon as we are through with Dr. Schram, you and he can calibrate it. I certainly hope that this machine proves a success. Phil has provided for large capacities and there is ample room on the shelves to make such changes or modifications as may be found necessary upon trial.

It has been frightfully hot here for the last few days and you are not missing anything but grief by not being at home.

Remember that Dr. Schram of the International Cancer Research Foundation will be here on July 26. You certainly must be here to help entertain her, for, without you, the play would be like Hamlet with Hamlet left out. I hope we don't strike a frost like we did in Dr. Florence Sabin.

Of course I don't expect to hear from you while you are gone. I am just counting on the old adage — no news is good news. If that is true, you certainly ought to have some wonderful news to relate when you return. However, we will all be glad to see you. I hope that you have had, not only a successful time, but a pleasant relaxation from the long grind that you have been under the last year. If you are real good when you get home, we will have to let you go fishing once in awhile.

600 BURLEIGH DRIVE
SAN RAFAEL HEIGHTS
PASADENA

MILBANK JOHNSON, M. D.
PACIFIC MUTUAL LIFE BLDG.
LOS ANGELES, CALIFORNIA

September 3, 1935


My dear Doctor Rife,

You will find inclosed copies of two letters, one to Dr. Schram and the other to Dr. Gruner. I am also inclosing the notes on the mice given to me by Mr. Free. Please give them to him to replace in his files.

When we are through with the study of these mice, we will brief our findings and send Dr. Schram a final copy of our report.

We arrived home safely. I do hope that you will go fishing now. Have a good time, get it out of your system, then, we will settle down to some good intensive work this fall and winter.

Very sincerely, your friend,



Dr. Royal R. Rife
2500 Chatsworth Blvd.
San Diego, California

600 BURLEIGH DRIVE
SAN RAFAEL HEIGHTS
PASADENA

We had an uneventful ride home. We had lunch with Dr. Copp and Mrs. Copp at their house and reached home about six o'clock. We are all looking forward to seeing you and Mrs. Rife on the afternoon of June 7.

Yours very sincerely,

Wilbur Johnson

P.S. Be sure to test the new tube with a photo negative and see if it has any Photo-actinic rays in it. *WJ*

If so what is its penetration of Lead etc *WJ*

Dr. Royal R. Rife
2500 Chatsworth Blvd.
San Diego, California

MILBANK JOHNSON, M. D.
PACIFIC MUTUAL LIFE BLDG.
LOS ANGELES, CALIFORNIA

September 12, 1935

My dear Doctor,

With this letter I am sending you copies of Dr. Foord's reports on the mouse tumors for your files, a Lightning Radio Calculator-Type A which I think will interest you very much (you will remember Phil had one of them), also, a set of pictures taken by Dick of the new Rife Ray Machine.

These are rather intimate pictures and we are not circulating them. The only ones extant are this set I am sending you, a set for Phil, and a set for myself.

It was awfully good of you and Mrs. Rife to agree to come up to Belbank on September 20 and show your microscope to this bunch of mine. I do think it will be a very politic thing to do. I believe you told me one day that you had a replica of the Anthony Van Leeuwenhoek microscope. If you have, please bring it with you. I think it will be interesting to show the first and the last microscopes.

I should like very much to set up the big microscope in the fire place where we had the original instrument, and then have an ordinary microscope over on the table. Have the same object under both of them, namely, a diatom, to show a comparison of the strength of the two instruments. I don't think we need to monkey with any filter-passing forms for a crowd like this. It is too hard on you in the first place, and, in the second place, these people would not know what they saw anyhow.

I hope you can be here early in the afternoon so we will have time to set up the microscopes in good shape before the gang arrives. I will have Dick over at Belbank on that night to help you with the ordinary microscope so as to relieve you of any trouble. If you have an ordinary transformer that we can attach on a 110, V.

Light Socket - you better bring it along for the ordinary microscope.

600 BURLEIGH DRIVE
SAN RAFAEL HEIGHTS
PASADENA

Dr. Rife #2.

September 12, 1935

If it would not be asking too much, you might bring your petrographic and that slide of the onion skin which would give them some idea of the action of the variable monochromatic beam.

A few days ago I received a report from Dr. Foord of the postmortem of a guinea pig which he inoculated from some of the glands taken in the last operation from Mrs. Young, Charles' wife. It showed a distinct, but not bad, tubercular infection in the glands of the guinea pig, a few living tubercular bacilli. He said they were rather long and a few of them were beaded. He pronounced the diagnosis positively tuberculosis.

Now, it has occurred to me, that if he found no living tubercular bacilli, or anything that looks like them, in the sections of the glands *of Mrs. Young* themselves, or in a stained slide made from a caseous material taken therefrom, I am inclined to believe that in these old tubercular lesions ~~that~~ probably were so "Much" granules which, as we know, will not develop in artificial culture, nor do they show in cold abscesses very often, but, still, if injected into guinea pigs produce tubercle bacilli: maybe these Much glands are another form of the same ~~thing~~ *T.B.* corresponding to our filter passing form and we will have to get an M. O. R. for them so as to destroy them at the same time that we do the rod form of tuberculosis.

I am quite satisfied that we will run no danger in radiating with the Rife Ray moderate cases of tuberculosis. In discussing the matter with Dr. Dock, he advises by all means to take a chance and any reaction that we might obtain can probably be handled symptomatically. It will require a great deal of work to find an M. O. R. for these Much granules. You will find them described on page 224 of Kendall's Bacteriology, 2nd Edition. They are probably described in all of his editions but maybe not on the same page.

Dr. Rife #3.

September 12, 1935

Think this over and see if we can do anything about it. Now that we have a machine in which we can give two M. O. Rs. at one time, it would be easy to treat all forms of tuberculosis, both for the tubercle bacilli and the Much granules.

Very sincerely, your friend,

A handwritten signature in cursive script, appearing to read "Wilbur Johnson".

Dr. Royal R. Rife
2500 Chatsworth Blvd.
San Diego, Calif.

DR. J. C. BURNETT

ALPINE, NEW JERSEY

September 20, 1935.

Dr. R.R. Rife,
708 Electric Bldg.,
San Diego, California.

Dear Dr. Rife,

We have sent you by freight, via Erie R.R., from Closter, New Jersey, railway station, eight (8) crates of microscopic equipment, which were delivered to the Erie R.R. on September 19, 1935, all charges prepaid.

Enclosed please find "original" bill of lading covering these eight crates.

I hope they reach you in good order.

Yours very truly,


Secretary to Dr. J.C. Burnett.

MILBANK JOHNSON, M.D.
PACIFIC MUTUAL LIFE BLDG.
LOS ANGELES, CALIFORNIA

September 25, 1955

My dear Doctor,

You will find inclosed a copy of a letter I have just written to Dr. Schram. This is in reply to her letter from Darling, Pennsylvania which I sent to you for your information.

Phil expects to be in your laboratory with the new Rife Machine Saturday afternoon between four and five, that is, September 28. He will return that evening. You keep the machine down there as Phil and I are planning to be in your laboratory the following Thursday morning. We will arrive in La Jolla, Wednesday evening, October 2, so that we can appear bright and early in your laboratory Thursday morning. I am anxious to go on with the tests for the penetration of the new machine.

Will you ask Mr. Free if it will be possible for him to have the horse meat ready at that time. The largest piece he can get, giving the maximum thickness for these penetration tests. If he can not get horse meat, beef will have to do.

I would suggest that you have prepared sterile petri dishes with the plain agar. Also, plenty of tubes of broth culture so that we can fill the ampules with some good growths. We had better fill the ampules in the morning that we begin work so please have some capillary pipets.

It might be wise to confine our tests to typhoid bacillus. However, if you know of any more convenient germ for study, don't hesitate to use your own judgement. The typhoid is large enough to see easily with the ordinary microscope; it is motile; it glutinates readily; and we know how it acts after the Rife Ray. So, I believe we would be apt to make fewer mistakes by using it. As I said before, use your own judgement.

I am preparing to work with you Thursday, Friday, and Saturday, if necessary to complete the tests. I think they are very important and the most accurate pains must be taken to avoid error.

600 BURLEIGH DRIVE
SAN RAFAEL HEIGHTS
PASADENA

Dr. Rife - 2

September 25, 1935

If for any reason you can not work with me the days mentioned above, please let me know as soon as you can. But, this is very distinctly the most convenient time that I can get off for any length of time.

About last Friday night out at Belbank. I have heard so many complimentary remarks about the evening. You certainly "stole the show." Your talk was wonderful and everyone from the professors to the students were much impressed. They seemed convinced of the tremendous efficiency of the big No. 3 and particularly of your knowledge of optics and microscopy

Yours very sincerely,

A handwritten signature in cursive script, appearing to read "Melvin Johnson".

Dr. Royal R. Rife
2500 Chatsworth Blvd.
San Diego, California

CLASS OF SERVICE

This is a full-rate Telegram or Cablegram unless its deferred character is indicated by a suitable sign above or preceding the address.

WESTERN UNION

R. B. WHITE
PRESIDENT

NEWCOMB CARLTON
CHAIRMAN OF THE BOARD

J. C. WILLEVER
FIRST VICE-PRESIDENT

SIGNS

DL = Day Letter
 NM = Night Message
 NL = Night Letter
 LC = Deferred Cable
 NLT = Cable Night Letter
 Ship Radiogram

The filing time shown in the date line on telegrams and day letters is Standard Time at point of origin. Time of receipt is Standard Time at point of destination.

Received at 341 Plaza, San Diego, Calif. Always Telephone Main 2151

FA 64 11 XC=TDNW ALPINE NJ 20 959A

DR R RISE=

1935 SEP 20 AM 7 13

MINUTES IN TRANSIT	
FULL-RATE	DAY LETTER


708 ELECTRIC BLDG SANDIEGO CALIF=

HAVE SHIPPED FREIGHT EIGHT BOXES TOTALING TWENTY EIGHT HUNDRED POUNDS TODAY=

DR J C BURNETT.

REQ DLY 825A EG

B.V. 0080



ONLY WESTERN UNION
 can carry your answer back by
 TELEGRAPH. Quickly, accurately

IS NO DEPENDABLE SUBSTITUTE FOR WESTERN UNION TIME

F.L.HOPE,
D.F.A.

Santa Fe

W.M.KRAMES,
T.F.A.

Freight Traffic Dept., 300 Broadway C.R.WISE,
 Tel. Franklin 2101 C.F.A.

San Diego, Cal., SEP 30 1935 193

From *Clinton J. Shipper* Shipper *J. C. Burnett*

Shipment of *8 W. Stands*

Above shipment is due to arrive in San Diego OCT 2 1935

This information is furnished for tracing purposes so you may anticipate arrival. For additional records, routing, etc., communicate with M. H. HUNTER, Chief Clerk in this office.

F.L.HOPE, Div. Frt. Agt.

THE INTERNATIONAL CANCER RESEARCH FOUNDATION

1616 WALNUT STREET
PHILADELPHIA, PENNSYLVANIA

WILLIAM H. DONNER, PRESIDENT
ARTHUR V. MORTON, VICE-PRESIDENT
MILDRED W. S. SCHRAM, PH.D., SECRETARY
FIDELITY-PHILADELPHIA TRUST CO., TREASURER

SCIENTIFIC ADVISORY COMMITTEE
JAMES EWING, M.D.
BURTON T. SIMPSON, M.D.
FRANCIS CARTER WOOD, M.D.

ADMINISTRATIVE TRUSTEES
WILLIAM H. DONNER
THOMAS S. GATES, LL.D.
ARTHUR V. MORTON
HON. GEORGE WHARTON PEPPER
EDWARD R. WEIDLEIN, D.SC., LL.D.

October 4, 1935

Mr. R. R. Rife
2500 Chatworth Boulevard
San Diego
California

My dear Mr. Rife:

A letter from Dr. Riker, of the University of Wisconsin, advises that he has sent you, in accordance with our request, a culture of the organism which causes tumor-like growths on the stems of certain plants. It is our understanding that Dr. Riker included directions for growing the Phytomonas tumefaciens.

As you no doubt recall, Dr. Johnson asked that a culture of this organism be supplied, as he wished to study it.

The mice bearing the benzanthracycline tumors will be sent whenever you are ready to use them.

Wishing you the best of luck, I am

Yours very truly,

M. W. S. Schram

MTSS/b

MILBANK JOHNSON, M. D.
PACIFIC MUTUAL LIFE BLDG.
LOS ANGELES, CALIFORNIA

October 7, 1935

My dear Doctor,

I am just sending you by express the old X-ray tube and also the three plate holders which you said you needed. There is enclosed with the above a print of the negative which you made of our experiment. I hope you will be pleased with it.

Let me know how you get on with the assembling of the photographic machines.

Yours very sincerely,

A handwritten signature in cursive script, reading "Milbank Johnson". The signature is written in dark ink and is positioned below the typed name "Milbank Johnson, M. D.".

Dr. Royal R. Rife
2500 Chatsworth Boulevard
San Diego, California

600 BURLEIGH DRIVE
SAN RAFAEL HEIGHTS
PASADENA

San Diego, California.
October 8th 1935.

Dr. J. C. Burnett
Alpine, N. J.

Dear Dr. Burnett,

I knew that you will be pleased to hear that the equipment all arrived in perfect condition and that it is all installed and ready to be adjusted and put to work. Have built new bases for the high power microscopes and they fit the equipment perfectly. I only wish you could be here for the starting of the picture making as I anticipate some marvelous results and know how greatly interested you would be in producing pictures of things never before visible to the human eye.

I want to tell you again how grateful I am for the opportunity you have afforded me with this equipment and also to tell you that the way the equipment was crated for shipment was nothing short of perfection.

Will keep you advised as to the progress made and hope that you may personally inspect and enjoy the work in the near future. .
My kindest regards to both you and Mrs Burnett,

I am sincerely yours,

Rife

MILBANK JOHNSON. M.D.
PACIFIC MUTUAL LIFE BLDG.
LOS ANGELES, CALIFORNIA

October 8, 1935

My dear Dr. Rife,

We are about ready to begin our clinical work with the new Rife Ray Machine which seems to be a great success. It has much greater power and penetration than the original which we used last summer.

There are many improvements in this machine which are possible through the great improvements made in radio technique. There is not a moving part, for example, in our new machine and hence we expect it to have a much longer life with harder usage.

We believe it wise to protect the members of the Committee and the physicians from suits for damages. Your Chairman, therefore, has had prepared by experienced lawyers two forms of release which I am submitting to you for your suggestions or approval. Kindly read them over very carefully. Consult any attorney you please if you so desire, and return them to me as promptly as possible as we are about ready to start.

We have tested the machine out very thoroughly both on animals and on cultures, and so far as we can see, it leaves nothing to be desired.

Hoping that you will examine and return the releases to me with your comments as quickly as possible, I am

Your very sincerely,

Milbank

Chairman

Special Medical Research Committee
of the University of Southern
California

President Pasadena
A.M.A.

Dr. Royal Raymond Rife
2500 Chatsworth Boulevard
San Diego, California

MILBANK JOHNSON, M. D.
PACIFIC MUTUAL LIFE BLDG.
LOS ANGELES, CALIFORNIA

October 10, 1935

My dear Doctor,

I am sending you under separate cover Volume V of "Researches on Fungi" by A. H. Reginald Buller. This is a very late work and seems to me very apropos of our problem right now. I would suggest that you study it very thoroughly and I want to call your attention particularly to the marked paragraph on page 133 on the death of cells in hypha, and on page 134, how the hypha cells were killed with a needle. I believe a little experimenting would show you how a dead hypha cell looks.

I would suggest that you set up a slide with a hanging drop planted with the cryptomyces pleomorphia. Set your machine and the microscope together. After it gets to growing, start out and set one of the groups to the MOR of BX. Then with the other group, start with a certain switch on Group 2 beginning at zero. Give one minute exposure, wait about fifty minutes, and then see if there is any change. Then move the dial of Group 2 up to ten and give another minute exposure, waiting about fifty minutes and then examining it carefully. Go on that way throughout the dial and you will get through about one switch a day. Pretty soon you will find some setting that will kill the organism. Mind you, you are running at every exposure Group 1 on the BX MOR.

If you got this setting started, Jack could do the microscope work and if he got any change, he could call your attention to it. That would save both your eyes and your time. It is very important that we find the MOR of this fungus before I start in with the clinical work in the hospital with this new machine.

I am enclosing in this letter a suggestion of a method of finding the MOR of the Much Granules in tuberculosis. I would like to know what you think about it, whether it is practical or not. After our experiments last week, I am perfectly satisfied that a three-minute exposure with the MOR of the tuberculosis bacillus and the MOR of the Much Granule will destroy every tubercular germ in the human chest.

600 BURLEIGH DRIVE
SAN RAFAEL HEIGHTS
PASADENA

-2-

I know you are busy as the deuce and there are a lot of things you would rather do, but it would not take you very long at least to make a set-up on the fungus and get that started, and it might mean the difference between success and failure in my work in the clinic.

Wishing you all kinds of good luck and hoping that you will not vote me the darndest nuisance on the block, I am

Sincerely, your friend,

Wilbur Johnson

P.S.

Tell Jack that I am still waiting for his full report on the experiment that we did on the 3^d of Oct.

WJ

Dr. R. R. Rife
2500 Chatsworth Boulevard
San Diego, California

DR. J. G. BURNETT

ALPINE, NEW JERSEY

October 12, 1935.

Dr. R.R. Rife,
712 Electric Bldg.,
San Diego, California.

Dear Doctor,

Relative to the eight cases of microscopical equipment that we sent you on September 19, 1935, will you please let Dr. Burnett know just as soon as you have received and checked this equipment.

Dr. Burnett has this equipment insured and naturally the insurance company will want to know of the condition of the equipment on arrival at the earliest possible moment.

I hope you are well and that you are still progressing with your searchings into the secrets of the worlds beyond the sight of the naked eye.

Best wishes,

Sincerely yours,

E. G. Daniels
Secretary to Dr. J.C. Burnett.

MILBANK JOHNSON, M. D.
PACIFIC MUTUAL LIFE BLDG.
LOS ANGELES, CALIFORNIA

October 12, 1935

My dear Dr. Rife,

At the request of Dr. Johnson, I am today mailing you his copy of "The Genera of Fungi" by Frederic Edward Clements, Ph.D. At the back of this book you will find the glossary of terms relating to fungi which he mentioned in a previous letter.

Sincerely yours,

Margaret Winter

Acting Secretary to Dr. Johnson

Dr. R. R. Rife
2500 Chatsworth Boulevard
San Diego, California

600 BURLEIGH DRIVE
SAN RAFAEL HEIGHTS
PASADENA

MILBANK JOHNSON, M. D.
PACIFIC MUTUAL LIFE BLDG.
LOS ANGELES, CALIFORNIA

October 15, 1935

My dear Dr. Rife,

You will find inclosed a copy of a letter which I just received from Dr. Schram, also, my reply. I am sending you this early in the game so you can think over what we will decide on when I get down there. I have expressed my views to her rather plainly.

I am also inclosing a copy of a chart prepared for me by Phil which shows the frequencies in kilocycles of the different M. O. R.'s we have worked with. Opposite these frequencies you will find the proper switch and settings on both groups. Also, you will find the limits of the frequencies of the different switches in the different groups. Now, in looking over the frequencies representing the M. O. R. of certain organisms, I find that the typhoid rod has 760 kc. and just above that you will find that the typhoid filter passing has 1445 kc. - that is almost an exact harmonic of the rod.

Assuming that the banana might represent the rod form of the cryptomyces pleomorphia - on the same plan let us assume that B. X. is the filter passing form of this same organism. If that is so, we should kill the rod, it being the harmonic of the rod form, at 800 kc. This 800 kc. will come in group No. 2 on switch 6. A reference to the proper chart under Group No. 2 would give the exact setting to get 800 kc. This is just a chance and I have no assurance that it will work out, but I think it is worth trying so I think I would try on switch 6 in Group No. 2 for your first effort to kill the fungus, or rather to kill the bananas. But, of course, go on through the whole series if necessary.

As I told you over the phone the other day, Dick and I will probably drive down Friday afternoon. We will go directly to the El Cortez and see you Saturday morning. Phil will drive down Saturday morning with the truck and bring the No. 4 machine back with him.

800 BURLEIGH DRIVE
SAN RAFAEL HEIGHTS
PASADENA

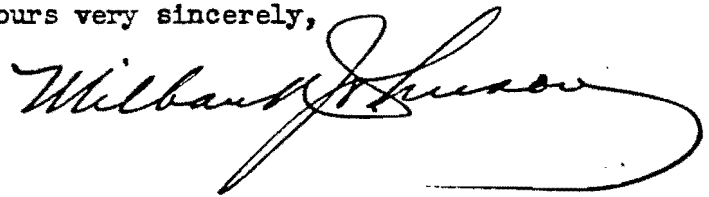
(Return for Rife Ray Machine #4)

Dr. Rife - 2

October 15, 1935

I hope you find that the new photographic apparatus meets your fullest expectations and I am looking forward to Saturday with great anticipation to seeing what you can produce. I would certainly like to see some pictures of diatoms taken on the still machine with your new microscope but that will work out in time I guess.

Yours very sincerely,

A handwritten signature in dark ink, appearing to read "Wilbur J. Lusk". The signature is fluid and cursive, with a long, sweeping underline that extends to the right.

Dr. Royal R. Rife
2500 Chatsworth Blvd.
San Diego, Calif.

San Diego, California.
October 17th 1935.

Dr. J.C. Burnett,
Alpine N.J.

Dear Dr. Burnett,

I fear that my letter advising you that the equipment arrived in perfect condition has gone astray and hasten to repeat it in answer to Mr Daniells note of October 12th.

The eight boxes wonderfully crated arrived in perfect condition the apparatus is all set up and working perfect. The No 3 microscope fits exactly and gives wonderful results. So wish you were here to see personally the start of the work you have made possible for me to carry out.

Thanking you again for all of your kindness and wishing for you and Mrs Burnett all happiness.

I am sincerely yours,

ROYAL R RIFE

MILBANK JOHNSON, M. D.
PACIFIC MUTUAL LIFE BLDG.
LOS ANGELES, CALIFORNIA

October 22, 1935

My dear Jack,

Will you please look up your records and send me the M. O. R. of Staphylococcus Pyogenes Aureus and Staphylococcus Pyogenes Albus.

I think that they were taken very carefully last summer when we were treating Wayne Grayson. While I have his clinical record here, the actual M. O. R. was recorded in the daily dairy of the clinic which was in Dr. Rife's files.

Please mail this to me if you can find it and oblige,

Yours very sincerely,

Milbank Johnson
M.B.

Aureus -
~~546~~ *546 meters*

Mr. Jack Free
2500 Chatsworth Blvd.
San Diego, Calif.

Albus -

600 BURLEIGH DRIVE
SAN RAFAEL HEIGHTS
PASADENA

MILBANK JOHNSON, M. D.
PACIFIC MUTUAL LIFE BLDG.
LOS ANGELES, CALIFORNIA

October 29, 1935

My dear Doctor,

I am sending you that cigarette lighter which I am very fond of. You kindly said that you thought you could make it hold gasoline. It leaks and is utterly impractical in the condition it is in. I don't want to bother you with this but, if you can fix it up at your convenience, I should certainly appreciate it.

Next morning after you left, I ran out to the Hooper Foundation to call on Dr. Walker, just a social call. From what he and his assistants said they seemed to have enjoyed your visit very much and are looking forward to the time when you can go up there with your No. 4 microscope and show them some of the wonders of the world.

I still think it was of vital importance that you should have gone to San Francisco as you did and I want to thank you for the sacrifice in time that you made. You must acknowledge that they were discouraged when you got there and now they are lighting into things with renewed zest.

I have not yet made up my mind just what I am going to do with Dr. Schram. I am still thinking about it. So, I have finally decided that I would write the letter and take it up to Mr. Cochran and see what he thought about it.

The No. 4 Rife Ray, ^{machine} is now installed in the Santa Fe Hospital and we will begin serious work on it with patients next Thursday.

I had a dandy letter from Arthur Kendall last night. He said that within a month or so he thought his articles on Bacteriophage would be published and he would let us know. He said he received your letter acknowledging receipt of the microscope.

Very sincerely, your friend,



600 BURLEIGH DRIVE
SAN RAFAEL HEIGHTS
PASADENA

Dr. R. R. Rife
San Diego, Calif.

from the private archive of Jimmie Holman & Paul Dorneanu


MILBANK JOHNSON, M. D.
PACIFIC MUTUAL LIFE BLDG.
LOS ANGELES, CALIFORNIA

October 29, 1935

My dear Jack,

Thanks for your letter of October 26
in re the M. O. R. of Staphlococcus.

The machine has been set up at the
Santa Fe Hospital which is located at the
corner of East Sixth Street and St. Louis Street
in Los Angeles. Our hours have not been set
definitely. Anyone you want to refer to us had
better be sent to my office.

I do not want to undertake new cancer
cases until we get the M. O. R. of the bananas. 
I hope you are still working on them. I believe
the time of treatment and the effect of the Ray
will be very much improved when that is obtained.
Then, we can give the B. X.-M. O. R. and the
banana M. O. R. with a better chance of complete
success.

Hope you received the tickets I sent
you yesterday. *for the Exposition.*

Yours very sincerely,



Mr. Jack Free
2500 Chatsworth Blvd.
San Diego, Calif.

cryptomycosis
PLEEOMORPHIA (FUNGI)

UNIVERSITY OF WISCONSIN
COLLEGE OF AGRICULTURE
MADISON, WISCONSIN

DEPARTMENT OF PLANT PATHOLOGY

November 5, 1935

Mr. Royal R. Rife
San Diego
California

Dear Dr. Rife:

I am very much interested in the results you may secure, although I am sure you will find the culture I sent you both pure and pathogenic. I shall be glad to replace it if there is any question about it.

Under separate cover I am sending a recent publication about crown gall which may perhaps interest you.

Very truly yours,



A. J. Riker
Professor of Plant Pathology

AJR:JE

Copy

THE INTERNATIONAL CANCER RESEARCH FOUNDATION
1616 Walnut Street
Philadelphia, Pennsylvania

November 11, 1935

Dr. Milbank Johnson
Pacific Mutual Life Building
Los Angeles
California

My dear Doctor Johnson:

Your letter of November first was duly received.

As you know from experience, the subject of cancer is such that it is, first, of tremendous emotional appeal, and secondly (perhaps consequently?), one which makes those dealing with it from the scientific side claim Missouri as their native state.

Therefore a plan was suggested to you, favorable outcome of which would make possible an application through the regular channels of the Foundation. In your words, it would be a fait accompli, which would serve as basis for your request for a grant to aid in extending your researches.

It is regretted that your disinterest in this plan was not indicated when it was presented to you. It was your expressed willingness that led to the procuring of cancer-bearing mice, by special request and in such haste that air mail was invoked.

In your recent letter you state that you have devoted yourselves entirely to the study of human cancer. It was my understanding that you all had worked with cancer in rodents, and that the tumors of which pieces were given to me, were from rodents, and were the produce of the Rife laboratories.

Be that as it may, you are assured that the Foundation does not wish to importune you in any way, and especially not (since it can not undertake to underwrite them) to the extent of your undertaking studies which you think will be unduly expensive and which you do not care to do.

By the way, a copy of "Below Ten Metres" was obtained by writing to the publisher.

Yours very truly,

M. W. S. Schram (Signed)

MILBANK JOHNSON, M. D.
PACIFIC MUTUAL LIFE BLDG.
LOS ANGELES, CALIFORNIA

November 18, 1935

My dear Doctor,

You will find inclosed a copy of a letter just received from Dr. Schram, also, a copy of my final reply. These are for your information.

We started out from La Jolla for Los Angeles yesterday afternoon about three o'clock and came home in the pouring rain. But, we arrived without incident and were sure glad to get here.

Very sincerely,



P. S. The copy of "Below Ten Meters" mentioned in Dr. Schram's letter referred, I think, to that series of spectra which we showed her in your laboratory which shows the sun ~~and the~~ photospectrum, as well as the radio spectrum.

M. J.

600 BURLEIGH DRIVE
SAN RAFAEL HEIGHTS
PASADENA

November 19, 1935

My dear Dr. Schram,

This letter is written to you, not to carry on a fruitless discussion, but simply to correct an impression that you seem to have that we have been working with spontaneous mouse tumors. The only tumors that we have worked with in mice are those inoculated by ourselves from the filtrate obtained from human cancers. We have not used any of the so-called groups or strains found in any other laboratories or those which have been produced by tissue inoculations from other mice. There is a great deal of difference. Furthermore, when we have completed our work, we shall not need any help from any cancer foundation fund.

Would you be good enough to return to me the confidential report, which you have, made by Dr. Gruner on our work, as well as, such other confidential reports that you may have in your files pertaining to our work?

Thanking you for the courtesies which you have shown us in the past and wishing you good luck in the study of the cause and cure of human cancer, I am

Yours very sincerely,

MILBANK JOHNSON.

Dr. M. W. S. Schram
The International Cancer Research Foundation
1616 Walnut Street
Philadelphia, Pennsylvania

UNIVERSITY OF CALIFORNIA
The George Williams Hooper Foundation
The Medical Center
San Francisco

November 22, 1935.

Milbank Johnson, M. D.
Pacific Mutual Life Bldg.
Los Angeles, Calif.

Dear Doctor Johnson:-

No growth of *Cryptomyces* has developed in the culture from the first case of breast tumor. Negative results have been obtained also from four mouse carcinomata. Another case of suspected breast tumor at Stanford University Hospital proved not to be malignant. All of the San Francisco hospitals have been recanvassed and I am hopeful of obtaining more material soon.

Yours truly,

E. L. Walker (Signed)

BL

MILBANK JOHNSON, M. D.
PACIFIC MUTUAL LIFE BLDG.
LOS ANGELES, CALIFORNIA

November 25, 1935

My dear Doctor,

The copy of a letter I received from Dr. Walker was mailed to you accidentally before I had an opportunity to add something to it. So, here goes.

I wish you would write to Dr. Walker and find out what seems to be the matter up there. I don't want him to get discouraged and quit trying. I can't understand first, why he gets so darn few cases; and second, why he isn't able to grow that organism. I believe if you would write to him you might cheer him up a little.

Phil was in this morning and showed me the oscillograph and told me what you people had been doing with it. I think it is perfectly marvelous that, at last, you have found something we can use as a yard stick and quit guessing on the Rife Ray. I told Phil that, when he could make up his mind just which oscillograph he wanted to buy, I would be very glad to give him a requisition for one, because I think we should have one to watch what we are doing. Phil tells me that you are planning on getting one also. That would be fine, but I hope that you and Phil buy yours together so that we will have two instruments that absolutely match each other. Then, the records that you make down there can be adjusted to our machine up here, and vice versa. It would simplify our work immensely if the two oscillographs were thoroughly synchronized.

While you have the machine down there, I hope you and Jack are working on those bananas so we can get an M. O. R. for them, if possible. As soon as you send Phil and the machine back, I am going to start Phil on making your machine. ~~We have~~ some of the stuff already but everything has been shot to pieces by this interruption. However, I think that this interruption has been well worth the time, inasmuch as you have succeeded in

600 BURLEIGH DRIVE
SAN RAFAEL HEIGHTS
PASADENA

Dr. Rife 2.

November 25, 1935

finding how to read the oscillation.

Please write to Dr. Walker and cheer him up. Maybe you will have to go up there yet with your No. 4 microscope and give him another shot in the arm.

Yours very sincerely,

Wilband Johnson

Dr Royal R. Rife
2500 Chatsworth Blvd.
San Diego, Calif.

COPY

November 26, 1935

My dear Doctor,

Thank you for your letter which I received yesterday. I note what you say and I deduct from it that you are not having very much luck. Of course, I would not expect you to get the B. X. or the Cryptomyces Pleomorphia from ordinary mouse tumors. We have obtained them only from the mouse tumors which had been caused by the injection into the mice of B. X. which we had obtained previously from human carcinoma.

You will remember the mice that we had from Dr. Schram. We made a culture from them, and, while we got a bacillus, it was not a fungus. None of us seems to know what it was. That was the usual findings with both spontaneous mouse tumors as well as those due to tissue transplantation.

If I were you, I think I would inoculate some of your Grumer medium with the known B. X. which you received from Dr. Rife. I know Dr. Rife told you not to incubate it after transplantation. But, I do believe that you will get a better growth where you start the B. X. obtained from human cancer if you will incubate it, at least until it shows a growth. You know these B. Is., after having been in the human being for goodness knows how long, have to have a little coaxing to make them start growing.

I sent a copy of your letter down to San Diego and Dr. Rife, no doubt, will answer you directly. If you need any help up there, don't hesitate to call on either one of us. For some reason or other, I never could find out why it was so difficult for most people to handle these filter passing forms. We have had no trouble with them at all, but I know men all over the world have had trouble with them. I was in hopes that you would avoid trouble by having the K Media base right from Dr. Kendall's own laboratory.

Dr. Rife has finished his new microscope No. 4 and it works beautifully. We both want to help you in any way possible, but we don't want to interfere with your doing your work independently of us. It is a very important and complicated problem and we want to do anything in the world that we can to insure your success.

I don't know whether or not I sent you a copy of the growth that we got, but I am inclosing one for your information. I think this work was done while you were in the laboratory,

maybe not.

Give my very best regards to Dr. Meyer and
believe me

Yours very sincerely,

MILBANK JOHNSON

Dr. E. L. Walker
University of California
The George Williams Hooper Foundation
The Medical Center
San Francisco, California

This letter may cross one from
you, but no matter.

Dr O.E. GRUNNER M.D.
~~Dr B. Winter M.D.~~
366 University Drive
Saskatoon, Sask.
Dec. 1-35

Milbank

My dear Dr. Johnson

I am just going to say a few words about my position here, by way of answering more clearly your phone enquiry the other day. Naturally, I was rather taken unawares, and as it happened there was a doctor close by who was impatiently waiting for me to attend to something: which made my answers less pertinent than they should have been. I am sorry too, that I did not take the golden opportunity of enquiring after your welfare, yours and Mrs. Johnson's.

When I left Montreal in October (after the Exam.), Dr. Archibald impressed on me not to enter into any agreement with the hospital here, as he hoped to be able to get finances for me to return to McGill next May, or so. However, I was not intending to make any agreement anyway, because conditions here are only for the young! Besides, as to the hospital, they cannot develop the pathological department properly for quite a long time yet, and I do not feel like waiting for that in any case. However, I suppose that if I proposed going away at the present time, there would be some fuss about it, which would hardly be appeased by an offer to get a substitute; and it is very doubtful if I could get a substitute; certainly not at a few week's notice.

All the same, I have made no secret with the chief men of the hospital about Dr. Archibald's claiming me at whatever time he found he could arrange it. So, in the same way, if I went to Dr. Rife - that would be on the same principle - that I hold myself available to take up cancer research again, if opportunity offers.

The conditions of appointment are peculiar. I do not know actually who appoints me. Everything is done verbally. The Sister Superior decides; it is she who wanted me to "sign on" before I went up for the exam., claiming that all the internes had signed on for a year, and that I ought to do the same.

That, therefore, is my position. But I can say to you that I am willing to seek release from here; that the time it would take to get clear cannot be stated exactly, but I would endeavor to make it as short as possible; that our actual packing up, etc, would not take more than a few days - as the bulk of the goods (equipment) - (There would be a question--is there any kind of equipment one should bring with one? I suspect it would cost less to get things fresh.) - sent to S. Paul's at first has been removed, with a view to re-shipment to McGill (where it belongs). I realized some weeks ago that I could not undertake serious research at the hospital, owing to the bulk of routine work, and innumerable interruptions and therefore I might as well return their property to them anyway.

Of course, I ought to mention about Dr. Archibald - is your suggestion by any chance connected in any way with him: namely by way of your friends at Pasadena? I mean, is he perhaps agreeable to your suggestion-

UNIVERSITY OF CALIFORNIA
THE GEORGE WILLIAMS HOOPER FOUNDATION
THE MEDICAL CENTER
SAN FRANCISCO

December 13, 1935

Dr. Rife
San Diego, California
Dear Doctor Rife:-

I regret the failure so far to obtain a culture of *Cryptomyces* from carcinomatous tissue. I feel that the failure may be due to unsatisfactory cancer tissue. I have had only two lots, both of which were unsatisfactory. Lack of progress can be definitely ascribed to failure to obtain cooperation of the surgeons of the San Francisco hospitals. This lack of cooperation of clinicians is a handicap to research which I have had to contend with all my life and is very discouraging. However, I am still after them and hope to obtain more material in time.

I shall be very glad to have you come up after the holidays, and Mrs. Walker sends an invitation to Mrs. Rife to come with you. We shall expect you both to stay with us when you come.

With many kind regards, I am
Yours truly, E. L. Walker.

San Diego, Calif.
December 17 1935.

Dr Milbank Johnson,
Pacific Mutual Bldg.
Los Angeles, Calif.

Dear Dr Johnson,

Am glad to report that Dr Rife is much improved after his treatments over at Paradise Valley and will go over again tomorrow, to let them finish up.

He was pleased that Sir Montague took such an interest in the microscopes and would like for him to come back when he is feeling better and could really have time to show him fully some of the things we are doing.

Dr Rife's discription of the machine follows:

"The basic principal of this devise is the control of a desired frequency. These frequencies varying upon the organisms being treated.

The frequency is set which controls the initial oscillator, which in turn runs thru six stages of amplification, the last stage driving a 50 watt output tube.

The frequency with its carrier wave is transmitted into an output tube similar to the standard X ray tube, but filled with a different inert gas. This tube acts as a directional antenna.


The importance in the variable control of these frequencies is that each pathogenic organism being treated is of a different chemical consistency, the consequence being they carry a different molecular vibratory rate. Each one in turn under these conditions requires a different frequency or vibratory rate to destroy."

I spoke to him again about the matter of my operating the machine if Phil is too busy and he thinks it would be a good thing, both from the view of being certain as to the use of the correct frequency and also that we would be in direct touch with the different cases as they progress under treatment.

Am enclosing a letter from Dr Walker its rather pitiful
being
to think of a man of his standing ##### held up by some
mercenary or selfish person who more than likely is not
much of an asset to the profession and a big ass in the
way of research. Am also enclosing a letter of yours that
in some way got in our files (seems to be from Darling)
Our work goes steadily onward with new wonders opening
up daily. The matter of work done on the 'Ensol' is as you
requested.

Here's wishing you all a Merry Mery Christmas and a big
turkey drumstick all for your self.

Sincerly yours,

A handwritten signature in cursive script, appearing to read "Jack Tree". The signature is written in dark ink and is slanted upwards to the right.

2 encl.

68

MILBANK JOHNSON, M. D.
PACIFIC MUTUAL LIFE BLDG.
LOS ANGELES, CALIFORNIA

December 19, 1935

My dear Dr. Rife,

A meeting of the Special Medical Research Committee of the University of Southern California will be held Thursday, December 26 at 12:15 P.M. in Room 2 of the California Club.

As Dr. George Dock, a member of our Committee, is leaving on January 2 for a trip around the World and will not return for several months, I am anxious to have this meeting before he leaves as there are many things of importance to be considered. We have much to report and are very anxious to receive your advice on some questions of vital importance to the work.


I trust you will make a special effort to attend. I have tried to trouble the members of the Committee as little as possible with meetings, but it becomes absolutely necessary now that we should meet and decide some vital points.

You might call Dr. Burger and see if you can't arrange to come up together as you did last time. Also, it will keep him from forgetting it and insure his being here if you bring him.

Please let me hear from you as to whether or not you can be present at this meeting.

Wishing you and Mrs. Rife a Merry Christmas and a Happy New Year, I am

Yours very sincerely,



Milbank Johnson, Chairman
Special Medical Research Committee
University of Southern California

Dr. R. R. Rife
2500 Chatsworth Blvd.
San Diego, California

600 BURLEIGH DRIVE
SAN RAFAEL HEIGHTS
PASADENA

COPY

742 Market Street
San Diego, California
December 23, 1935

Dr. Milbank Johnson
Pacific Mutual Building
Los Angeles, California

Dear Sir:-

I was up to see Dr. James R. Couche this P. M. about my wife and he phoned Dr. Rife, and explained to him and he said to write you and see if you could give us a date, so I could bring her in and you give her a treatment.?

She has had several Dr's. treat her for what they call a Cauliflower, growth on the Uterus, they gave her the Radium treatment and charged me \$60.00 the 1st day and \$25.00 for the next day making \$85.00 for 2 days and she had 4 of them and then she took about 25 Radiotherape treatments, she had a discharge for a year and a half and they said the Radium treatments would stop it and cure the growth, the last 2 treatments of Radium I had to get at the County Hospital for I had paid out all the money I had and all I could borrow and she was no better but the last Radium treatment did stop the discharge but they say the growth is still there.

I was on the S. E. R. A. for a long time as I could not get work and have just got on the W. P. A. now Dr. Rife said write you and ask you to let me know if you could give me an appointment for her and if you can please let me know when you can give it to her and I will bring her in, and we would like to know if we come in on the early buss can we get back the same night on the bus or does it take longer to give the treatment. Dr. J. B. Couche said he did not think there would be any charge for the treatment as we were on the relief but if there is please let me know and I will try to raise it some way for I sure want her cured if possible, she is 38 years old and has always had good health until this came on she has never had any children never been that way.

Hoping that you can give her a treatment and cure her and that we will hear from you real soon and please let me know if it takes more than one treatment and if so how long between the treatments so we will know what arrangements to make about the trip there wheather we are to come back the same day or not?

Thanking you for this information in advance I remain.

Very truly yours,

T. M. Lipscomb (Signed)

P. S. I am enclosing self addressed stamped envelope for reply,

December 26, 1935

My dear Mr. Lipscomb,

Replying to your letter of December 23, in which you ask for an appointment for me to see your wife, I wish to say, first, that there will be no charge for treatments given.

I must call your attention to the fact that our work is in the experimental stage and we can make no promises of any kind. We have been treating human beings only for a short time as our work has been very largely laboratory work on the lower animals. But, the results of the treatments thus far have been so as to encourage us to go on.

We are now giving treatments twice a week at the Santa Fe Hospital in Los Angeles. This Hospital is located at 610 S. St. Louis St., Los Angeles.

It, however, takes more than one treatment and I am afraid you will find it rather inconvenient unless some arrangement could be made for your wife to stay in Los Angeles for a few weeks. The treatments themselves do not require more than about five minutes. There should be at least two treatments per week.

Before any definite arrangements are made by you, I should like to have you ask Dr. Couche to send to me the complete history of the case. Also, after receiving that, I should like to make an examination myself to determine the extent and character of the lesion. We do not take any cases ourselves. I want you to consider that you are still under the care of your own physician and, in this case, I understand it is Dr. Couche. I should like to have Dr. Couche follow the case along with us, giving us the benefit of such advice and counsel as he is able to give. Please show this letter to Dr. Couche and he will understand exactly what I mean.

If you decide that it is possible to make the necessary arrangements for Mrs. Lipscomb to have these treatments, I should like to see her next Tuesday,

Mr. Lipscomb 2.

December 26, 1935

December 31 when I shall be in San Diego. Please ask Dr. Rife to arrange with Dr. Couche for me to meet your wife in his office. Dr. Rife knows my schedule in San Diego and will be able to set the time.

Hoping that we will be able to help your wife, I am

Yours very truly,

MILBANK JOHNSON

Mr. T. M. Lipscomb
742 Market Street
San Diego, California

MILBANK JOHNSON, M. D.
PACIFIC MUTUAL LIFE BLDG.
LOS ANGELES, CALIFORNIA

January 31, 1936

My dear Roy,

We are sending you today by express an output tube which we have had blown and made in Los Angeles. It is made out of pyrex glass and while the work in it is not very beautiful, I think it will demonstrate what we want to know. You will notice that we have a very much enlarged target and that we have changed the anode so that the current will come off of it at a point rather than in a round disc as in the other tubes which we have had.

I wish you would please have this evacuated and properly charged with helium as you have the other tubes so that we can have an extra tube here. We are entirely dependent upon the little quartz tube because we broke accidentally the big tube that you had fixed for us. So please get this evacuated and fixed up and get it to us as soon as you can. The Committee will pay for the work if you will let us know how much it is.

Phil has asked me to ask you to please send up the old bum tube that you have in your oscillograph and he will exchange it for a new tube and also send you a spare. He said you would know all about it. So, if you will get that up to us at the same time you get the other tube, Phil will see that you have the two new tubes.

Keep behind them on the Laboratory matter and don't let your memory fade.

I am going to Sacramento Sunday night but will be home Thursday morning. I will be in San Francisco all day Wednesday and I shall try to see both Dr. Karl Meyer and Dr. Walker and see if I can do anything to hurry matters on.


600 BURLEIGH DRIVE
SAN RAFAEL HEIGHTS
PASADENA

Dr. Rife 2.

January 31, 1936

Have you got your series running on the new Zeiss camera? I think that is very important and should be started as soon as possible.

Yours very sincerely,

A handwritten signature in cursive script, appearing to read "Wilbur J. Johnson". The signature is fluid and extends to the right with a long, sweeping underline.

Dr. Royal R. Rife
2500 Chatsworth Blvd.
San Diego, Calif.

My dear Dr Johnson,

Yours of the twenty-third received and am sorry to say I am having some difficulty in getting my filter-passing forms in shape as I have been sick for over a week and have done little or no work.

The more I think of Bridges passing on any capabilities or faults of my microscope the less good I can see derived from the whole affair. Who is he to pass judgement on my microscope? As far as I know he has never even built a hand magnifying glass furthermore I do not think that anyone that has spent twentyfive years on one job and that one job still uncomplete is in any position to judge the work of others.

That Cal-Teck and Mt. Wilson crowd promised us, as you remember, an absolutely confidential report on the old no. one scope. You are also aware they did not even test the instrument and moreover published that it was lacking in the merits of the standard microscope. So I think the less we have to do with anyone associated with this group the better off we will be.

I do not care what a few of the narrow minded sceptics think of my microscope and as you know if it was the best in the world there would still be those few that would scream fake.

I think that the photo-micrographs that have been made with these instruments speak for themselves. There are only two men in the world that I consider capable of testing any complicated optical device, one of these is Lucile of Germany who studied under Abbe, the other Raymond of the Royal Society of England.

I am preparing a paper describing the optical principles of all of these microscopes in full detail which will be published both here and abroad and until this goes to press. I feel that nothing should be done, as I am becoming weary of what these so called physicists think of my work.

I have given many years of my life in a work that I ^{have} hope ^d may be of some benefit to mankind, as you know I have published little but I have volumes of records of this work which will be left as my bequest to humanity and they can take them for what they are.

I cannot understand why Mr Wells has failed to get in touch with me unless the Spencer crowd has thrown cold water on the whole affair thru the influence of some of our mutual friends.

I sincerely hope you will take no offence at this letter as it is merely my view of the whole affair. I do appreciate more than mere words can express your earnest cooperation and the assistance you have given in a work that we have all strived to accomplish.

Mrs Bridges is feeling some what better today but is still very weak. W

With kindness regards to both you and Mrs Johnston,

11-25-36.

I remain very sincerely yours,

Roy Rife

UNIVERSITY OF CALIFORNIA
THE GEORGE WILLIAMS HOOPER FOUNDATION
SECOND AND PARNASSUS AVENUES
SAN FRANCISCO

June 26, 1936

Dear Dr. Rife: -

Many thanks for your interesting letter.
I wrote Dr. Johnson some time ago but
have received no reply. I'm looking up his
last letter - I find he has a footnote giving
a new address. I sent my letter to his old
address. It seems probable that he did not
receive my letter.

I have succeeded in cultivating *Cryptomyces*
twice from incubated eggs from one filtrate
from cancer. I have three cancer filtrates in
eggs under incubation.

I expect to be down to San Diego the
first August month when we can talk
over this and many other things.

Yours truly

E. L. L. Walker

American Optical Company

ESTABLISHED 1833 VOLUNTARY ASSOCIATION 1912



Southbridge, Mass., U. S. A.

June 16, 1936

Dr. Royal R. Rife,
Rife Research Laboratory,
San Diego, Cal.

Dear Dr. Rife:

Your letter under date of June 8 has come duly to hand and we are glad to know that the sample blocks we sent you for your inspection demonstration came safely to hand.

Under separate cover we are forwarding you from our own stock one of the mercury vapor lamps which you saw in use at Lensdale.

After testing this out, should you find it not suitable for the method you would propose, will you please return it to us at Lensdale.

In reference to the Rizley prisms, our recollection is that you were chiefly interested in knowing if we can furnish the Rizley prisms and we are pleased to advise you that we can do so. We do not know just what strength prism you would want but for your information can tell you that the maximum strength we are making for use in our trial sets is 15.00 prism diopters. However, no doubt by using a special cell stronger powers than this could be furnished.

Very glad to know that the spectacles for yourself and Mr. Free came safely to hand and you find them OK.

At your convenience, of course, shall be very glad to receive the films of Balboa Park you mention.

Will pass your letter along to the other members of the organization whom you met in Southbridge so that they can get your greetings first hand.

With very kindest regards to yourself and Mr. Free,

Yours very truly,
AMERICAN OPTICAL COMPANY.

Harry W. Hill
Gen. Mgr. Lens Works.

HWH/L

If your glasses aren't Ful-Vue they're not the latest style
from the private archive of Jimmie Holman & Paul Dorneanu

Southbridge
Massachusetts

July 6, 1936

Dr. R. R. Rife
708 Electric Building
San Diego, California

My dear Dr. Rife:

Mrs. Wells and I have been home three weeks tomorrow, but it doesn't seem that long. We have been frightfully busy even if we haven't a laboratory to build.

I was very much disappointed not to have the opportunity of getting down to call on you and Jack again before I came East but the last week was very hectic and on top of that I hurt my back and was very uncomfortable.

Of course, one of the first things I wanted to talk about when I reached Southbridge was your Microscope, and I find our people all marking time, waiting to hear from Buffalo.

I am talking today with my nephew, John M. Wells, and he tells me that he is going to Buffalo this week, and I said to John that I felt that our people there had had your instrument for long enough, it seemed to me, so that they could return it to you, as I know you must miss it in the work you are carrying on. I have asked John to follow this matter up when he is in Buffalo and see if the instrument cannot be sent to you express, forthwith. Whether or not the report is completed is immaterial at the present moment and we will give the people in Buffalo all the time they want, as far as I am concerned, to check the matter over, and as soon as their report reaches Southbridge and is discussed here, we can forward the same on to you with the comments of our people here.

Believe it or not, I have not as yet been down to our Lens Factory, and I have seen Mr. Hill but twice, and then I did not have the opportunity of talking with him in reference to your visit. Mr. John Wells tells me that we have shipped certain things which you wanted and I am personally wondering how you and Jack are getting along.

I remember our last visit and your interest in the old pipe in my Antique Room. I meant to bring it down and have it packed and shipped to you. I will do this in the near future and hope you will get a lot of pleasure out of it.


Southbridge
Massachusetts

-2-

I am still hoping to be able to leave for California the end of September; time only will tell whether or not my hopes will be fullfilled.

I am sure all of your friends here would join with me in sending very kindest regards to you and Jack.

Sincerely yours

A handwritten signature in dark ink, appearing to read 'AB Wells', written in a cursive style.

ABWells/
vll

UNIVERSITY OF CALIFORNIA
from the private archive of Jimmie Holman & Paul Dorneanu
THE GEORGE WILLIAM HOOPER FOUNDATION
Second and Parnassus Ave.
San Francisco

December 14, 1936

Milbank Johnson, M. D.
Subway Terminal Bld.
Los Angeles, Calif.

Dear Doctor Johnson:

I have been ill in bed for a month, which accounts for not communicating with you. However, Mrs. Handman is competent to carry on and the work has only been delayed by failure of cooperation of the surgeons.

At last Mrs. Handman has obtained a good case of breast cancer, not previously treated by X-ray or radium. From the filtrate of the culture of this material, after proper irradiation and incubation, was found motile colored bodies under the Rife microscope, presumably your BX. This filtrate has been inoculated into fertile eggs, and it is hoped that we will obtain a growth of Cryptomyces.

Yours truly,

E. L. Walker (Signed)

Telephone Your Telegrams to Postal Telegraph

HOOPER

MARION HANDMAN GOOPER FOUNDATION

SIXTY THREE DAYS
BOTH BERKEFELD N FILTRATE GUINEA PIGS NEGATIVE FOR TUBERCULOSIS ON AUTOPSY

LA JOLLA CALIF

7831 EXCHANGE

DR E L WALKER

11:31 A JULY 7 1936

CALIF

SAN FRANCISCO

SD - 5 - 14

DL	DAY LETTER
NL	NIGHT LETTER
NM	NIGHT MESSAGE
LCO	DEFERRED CABLE
MLT	NIGHT CABLE LETTER
	RADIOGRAM



12:25 P
STANDARD TIME
INDICATED ON THIS MESSAGE

THE INTERNATIONAL CANCER RESEARCH FOUNDATION

1616 WALNUT STREET

PHILADELPHIA, PENNSYLVANIA

WILLIAM H. DONNER, PRESIDENT
ARTHUR V. MORTON, VICE-PRESIDENT
MILDRED W. S. SCHRAM, PH.D., SECRETARY
FIDELITY-PHILADELPHIA TRUST CO., TREASURER

SCIENTIFIC ADVISORY COMMITTEE

JAMES EWING, M.D.
BURTON T. SIMPSON, M.D.
FRANCIS CARTER WOOD, M.D.

ADMINISTRATIVE TRUSTEES

WILLIAM H. DONNER
THOMAS S. GATES, LL.D.
ARTHUR V. MORTON
HON. GEORGE WHARTON PEPPER
EDWARD R. WEIDLEIN, D.Sc., LL.D.

July 13, 1936

Commander R. R. Rife
2500 Chatsworth Boulevard
San Diego
California

My dear Commander Rife:

After many days, at last there is enclosed an abstract of the case history which you desired, namely, that of Specimen 4, MC-1402. This has just been received from the Hospital.

The rats in our experiments are behaving well, despite the terrific heat, and their lesions resulting from inoculation are being carried through according to directions.

Hoping that all is going well with you, I am

Yours very truly,

M. W. S. Schram

MWSS/b
enc.

UNIVERSITY OF CALIFORNIA
THE GEORGE WILLIAMS HOOPER FOUNDATION
SECOND AND PARNASSUS AVENUES
SAN FRANCISCO

July 17, 1936

Dear Doctor Rife:

I regret that we were unable to see you and Mrs. Rife again before returning home. Mrs. Walker was ill Sunday and we left early Monday morning. Also please convey to Dr. Johnson our regrets at not seeing him and Mrs. Johnson again. I hope you have moved into your new laboratory.

I was anxious to get back and attempt to finish up the cultivation work on cancer. I regret to say that the egg cultures on two other breast cancer filtrates, made just before my departure for San Diego, were negative. I have inoculated

UNIVERSITY OF CALIFORNIA
THE GEORGE WILLIAMS HOOPER FOUNDATION
SECOND AND PARNASSUS AVENUES
SAN FRANCISCO

some more eggs from the filtrates and
am on the lookout for more canicels.
You must realize that I am working
in the dark, not having a microscope
to determine whether or not my filtrates
contain Bx. If I fail to get results from
further cultivation it may be necessary
to go down to San Diego again where I
can have the presence or absence of Bx
in my filtrates.

With many kind regards.

E. L. Dyer.

American Optical Company

ESTABLISHED 1833 VOLUNTARY ASSOCIATION 1912



Southbridge, Mass., U. S. A. August 4, 1936

Dr. Royal R. Rife,
Rife Research Laboratories,
San Diego, California.

Dear Dr. Rife:

Very sorry to hear from your letter of July 28 that the mercury vapor lamp we sent you was in some way defective. As this was a new lamp and shipped in the same container as we received it in Southbridge, there may have been some inherent defect in the lamp and would be obliged to you if you would return it to Southbridge and we will try and get an adjustment for the same.

In the meantime, we have ordered another lamp for you to be shipped direct from the source of supply to San Diego and trust that you will have better luck with this one.

Naturally we are waiting with much interest a report from you as to your conclusions and any recommendations you may make in reference to this inspection question.

Congratulate you upon getting into the new laboratory and it certainly must be very helpful to you as upon our brief visit earlier in the year, it could not fail to impress a visitor with the fact that you were terribly crowded.

Thank you very much for the film which you are forwarding to us and will have it attached to the one we had made up of pictures on our trips through California and other places.

Please convey kindest regards to Mr. Fee and the same to yourself. Will pass on your letter to others in our Southbridge organization whom you met.

Yours very truly,
AMERICAN OPTICAL COMPANY.

Harry Hill
Gen. Mgr. Lens Works.

HWH/L

~~Southbridge~~
~~Massachusetts~~

August 5, 1936

Dr. Royal R. Rife
Rife Research Laboratories,
San Diego, California

My dear Dr. Rife:

Mr. Hill kindly sent up your letter of July 28 for me to read, and I can't wait to offer you and Jack my most sincere congratulations upon hearing that you have moved into your new Laboratory. I hope you have many happy years and turn out many wonderful things there.

I am looking forward to seeing you soon after I return to California, and with kindest regards, I remain

Yours very truly



PRESIDENT OF
AMERICAN OPTICAL CO.

ABWells/
vll

P.P.P. Nutrient agar -

Bacto-peptone	2.0 gm.
Proteose-peptone	2.0 "
Beef-extract	2.0 "
agar	12.0 "
water	1000.0 cc.

For sea organisms use Sea Water
Ordinary " " " Dish water.

The best media that I know - Used
by Dr. Zobel - who says more kinds of
organisms both fungi & Bacteria
grow on this than any other -

[Signature]

MISSOURI BOTANICAL GARDEN

St. Louis

OFFICE OF THE DIRECTOR
2315 TOWER GROVE AVENUE

CABLE ADDRESS
"MOBOTGARD"

ARBORETUM, GRAY SUMMIT, MO.
TROPICAL STATION, BALBOA, C. Z.
EUROPEAN REPRESENTATIVE,
HOVE, SUSSEX, ENGLAND

Apartado 707
San José, Costa Rica
Aug. 5, 1936.

Com. R.R. Rife
708 Electric Bldg.
San Diego, Cal.

Dear Commander Rife:

I have just received a letter from my assistant in St. Louis, that the cultures have been shipped to you prior to his letter of July 13, but I fear they were sent to an incorrect address as he states that he lost the slip with your address and his memory may have played him false. If you have not received them long ago, please write directly to him: Mr. Ralph Hervey, Mrs. Seneca Taylor 4218 Washington Ave., St. Louis, Mo. and he will prepare fresh ones for you. I am instructing him by the same mail to that effect. The cultures were not quite ready to ship when I left St. Louis the first of June or I would have sent them personally. I am very sorry if you have not received them yet.

I have not heard from Philadelphia since I left there the beginning of the following week, but I shall be very much interested to learn of the progress of the experiments. I have found a very interesting case of piedra here, also all mushrooms I can take care of properly. The country is lovely and I have been having a very interesting time.

Sincerely yours,
Carroll W Dodge

Dr Melbank Johnson
 Dr Royal R Rife
 & Associates

Aug. 6, 1936
 12:30 West 6th St
 Blinnale, Calif

Dear Doctor:

Since my visit to San Diego of
 last Saturday (8-3-36) my hand felt fairly
 good for 48 hours. However, Wednesday

my finger, next to little finger started
 to get red and swollen, similar to the

condition of my little finger of several

months ago. This seems to be a great deal of

drawing or gathering pain. I have been feeling

rather weak, during the past 10 days, of course

this I rather blamed on my swimming cold.

as I have been coughing & spitting a great

deal of phlegm. This quite elated last Saturday

when Dr Rife & Mr Tree checked through the

microscope. Thought you would like

to know, as I may not see you personally

due to my train not arriving until noon 12/30

unless, I am fortunate in driving down

with Mr Graham or some one.

Sincerely,
 Dr Melbank Johnson

DR. J. C. BURNETT

ALPINE, NEW JERSEY

August 15, 1936.

Dr. R. R. Rife,
708 Electric Bldg.,
San Diego, California.

Dear Dr. Rife,

Thank you very kindly for your letter in re of your microscopic moving picture. I have been working on the different cycles of microscopic development, and my findings have been that there are five different series of cycles of filterable virus, they develop in cycles 1, 2, 3, 4, and 5; the next series, 6 to 23, are the cycles of unfilterable bacterial development. If in your work you can find some way of coordinating these ideas of 1 to 23 cycles of bacterial development by different stages of magnification, I think it would be a knock out for you. This has never been done, and the world of bacterial investigation is ripe for just such evolvement, and you would get a definite priority recognition, which is one of the main reasons why I interested you in this society for, while we may have a few methods that may help you in your work, one of the main factors which you must never lose sight of, is the fact of priority recognition in order to give you standing and precedent with the rest of the microscopic researchers. There is no reason why your name should not go down in history along with Pasteur, and the other great names in medical history, as your field is eminently a field of preventive medicine; it will help to develop a technique to prevent the scourge of disease.

You might write direct to Dr. J. F. Spaunhurst, Secretary of the American Electronic Research Association, 527 State Life Building, Indianapolis, Indiana, and send him the heading of your paper in order that it may reach him in time to be printed in the September journal.

I have tried to get word from the Zeiss people concerning the microscopical adjunct which you desired. They said they would notify me when it came from Germany. However, I have not yet had any such notification. If I knew definitely what you desired, I might be able to hurry it along, but as they are peculiar people to deal with, I have not yet been able to get anything definite from them.

If there is anything that you would like to have me get from them, and if you will state definitely what it is, I will try to help you get it, but when I go after anything I must know what I am going after in order to attain my objective; that is part of the technique. As far as my knowledge has gone, no one has ever reached their objective unless they knew what their objective was. When I go after anything I stay with it until I get it. So that if you have a definite idea of anything you would like to have me get in New York from the Zeiss people, or any one else, I will

Page 2


DR. J. C. BURNETT

ALPINE, NEW JERSEY

be very glad to get it for you, if you think it will help you in your work.

Kindly convey my very kindest regards to your good wife, who has undoubtedly been a great inspiration to you in your work, and to your good friend, Mr. Free, and with deep appreciation to you for the excellent work which you are doing, and also attempting, I remain,

Sincerely,

A handwritten signature in cursive script, reading "Dr. J. C. Burnett". The signature is written in dark ink and is positioned below the word "Sincerely,".

UNIVERSITY OF CALIFORNIA
THE GEORGE WILLIAMS HOOPER FOUNDATION
THE MEDICAL CENTER
SAN FRANCISCO

August 21, 1936.

Millbank Johnson, M.D.
Rife Research Laboratory
San Diego, California

Dear Doctor Johnson:

This is a progress report on attempts to cultivate Cryptomyces from cancer. Excluding obviously unsuitable cases and contaminated material, fourteen cases of breast cancer have been cultivated. Of these, ten were subjected to the original technic of direct transfer from the K. medium to the Gruner medium, and five were passed through incubated fertile hen eggs before inoculation on to the Gruner medium. All of the cultures by the first technic have remained negative. Of the five cultures passed through incubated eggs, one only has given positive cultures of Cryptomyces. All of the others have remained negative, although dozens of eggs have been inoculated with the K-medium cultures. Cryptomyces has also been obtained once as an air contamination of a Petri dish of Gruner medium.

I trust that you and Dr. Rife have got settled in the new laboratory and that the work is progressing satisfactorily.

Yours truly,

E. L. Walker

E. L. Walker

RECEIVED AT

STANDARD TIME
INDICATED ON THIS MESSAGE

Postal Telegraph

THE INTERNATIONAL SYSTEM

Commercial
Cables



All America
Cables

Mackay

Radio

This is a full rate Telegram, Cablegram or Radiogram unless otherwise indicated by signal in the check or in the address.

DL	DAY LETTER
NL	NIGHT LETTER
NM	NIGHT MESSAGE
LCO	DEFERRED CABLE
NLT	NIGHT CABLE LETTER
	RADIOGRAM

1936 SEP 11 PM 6 00

1936

S215 19/22 NL XU=TDPN ALPINE NJ 11

DR R R RIFE=

708 ELECTRIC BLDG SANDIEGO CALIF=

LETTER RECEIVED WIRE AMOUNT REQUIRED FOR TRIP LECTURE SCHEDULED

MONDAY NIGHT SEPTEMBER TWENTY FIRST DR LECOCQ REQUESTS

INTERVIEW TUESDAY ANSWER IMMEDIATELY POSTALTELEGRAPH=

DR J C BURNETT=

THE COMPANY WILL APPRECIATE SUGGESTIONS FROM ITS PATRONS CONCERNING ITS SERVICE

1201-S

CLASS OF SERVICE

This is a full-rate Telegram or Cablegram unless its deferred character is indicated by a suitable symbol above or preceding the address.

WESTERN UNION

R. B. WHITE
PRESIDENT

NEWCOMB CARLTON
CHAIRMAN OF THE BOARD

J. C. WILLEVER
FIRST VICE-PRESIDENT

SYMBOLS

DL = Day Letter
NM = Night Message
NL = Night Letter
LC = Deferred Cable
NLT = Cable Night Letter
Ship Radiogram

The filing time shown in the date line on telegrams and day letters is STANDARD TIME at point of origin. Time of receipt is STANDARD TIME at point of destination.

Received at 341 Plaza, San Diego, Calif. Always Telephone Main 2151

1936 SEP 14 PM 7 50

FA405 12/18=TDFH CLOSTER NJ 14 1014P

DR R R RIFE=

708 ELECTRIC BLDG SANDIEGO CALIF=

BRING SLIDES SHOWING PARTS OF MOLECULE AND LAYERS OF
INSULATION ANSWER WIRE COLLECT IMMEDIATELY BY WESTERN UNION

KINDEST REGARDS=

DR J C BURNETT

DA 800P MW
810P MW
822P MW
835P MW UNRAISED

Bay 3206

ma 4786

MRS RIFE

855P

American Optical Company

ESTABLISHED 1833 VOLUNTARY ASSOCIATION 1912



Southbridge, Mass.

September 22, 1936

Dr. R. R. Rife
Rife Research Laboratory
San Diego, California

Dear Dr. Rife:

Very glad indeed to receive your letter of the fourteenth and to know that the new mercury Vapofier lamp reached you safely and that you have already had it in operation under different methods, and we certainly shall wait with much interest further advices from you in reference to the methods you feel are going to be helpful to us, especially for our inspection on the block in the grinding room.

This is particularly true of certain lines of work which the men (who are responsible for processing it after it leaves the grinding room) are continually pointing out how much better results they might have had if we could detect certain defects and overcome them before the work is sent to their particular department.

We can appreciate your satisfaction in having your new laboratory so much more conveniently arranged than your old quarters. We, at Lensdale, are hoping that sooner or later rearrangement of our equipment may make for better results, but doubt if we shall be as fortunate as you in being able to start from the ground up and have space especially designed for our particular work, as any changes we may be authorized to make may have to be in the present space. However, we hope to get some very satisfactory results even though we may not get the ideal arrangement.

The film you sent us of that particular feature of the Exposition has not had a very bad effect upon the morals of our New England people as they are getting somewhat used to it, there being a similar colony through the summer time at Provincetown on the Cape. However, the surroundings there are not as suitable as they were at the Exposition and we shall certainly treasure the film you sent.



American Optical Company

Dr. R. R. Rife

-2-

9/22/36

Understand that Mr. A. B. will shortly be leaving for California and no doubt will take an early opportunity of getting in touch with you.

Please give my best regards to Jack and with the same to yourself,

Yours very truly

Harry W. Hill

HWH:M

THE INTERNATIONAL CANCER RESEARCH FOUNDATION

1616 WALNUT STREET
PHILADELPHIA, PENNSYLVANIA*

WILLIAM H. DONNER, PRESIDENT
ARTHUR V. MORTON, VICE-PRESIDENT
MILDRED W. S. SCHRAM, PH.D., SECRETARY
FIDELITY-PHILADELPHIA TRUST CO., TREASURER

SCIENTIFIC ADVISORY COMMITTEE
JAMES EWING, M.D.
BURTON T. SIMPSON, M.D.
FRANCIS CARTER WOOD, M.D.

ADMINISTRATIVE TRUSTEES
WILLIAM H. DONNER
THOMAS S. GATES, LL.D.
ARTHUR V. MORTON
HON. GEORGE WHARTON PEPPER
EDWARD R. WEIDLEIN, D.Sc., LL.D.

September 30, 1936

Commander R. R. Rife
2500 Chatsworth Boulevard
San Diego
California

My dear Commander Rife:

As this is about the time when we expect end results in the inoculated mice, we are writing to ask what your experience has been, and to remind you that we shall be glad to have the autopsies performed on the last set of animals, as you suggested would be desirable.

We shall be interested, too, to know what progress has been made in the building of your fine new workshop, and hope that all has come up to your expectations.

Yours very truly,

M. W. S. Schram

MTSS/b

COPY

3640 University Street
Montreal, P.Q.
Oct. 4-1936

My dear Dr. Johnson-

I am sending you sincere apologies for the length of time which has elapsed since your very kind letter telling me all about the events in San Diego since I had the honour and pleasure of seeing Dr. Rife's work. However, the delay has been due partly to my being most of the time in the Mountains, in our cottage there, not returning to Montreal till the second week in September, and all that time being in doubt as to whether to return to Saskatoon or not. The decision to resume the work at McGill was not really made till nearly the middle of September, as I felt rather strongly that I ought to have carried on at the less congenial work, which was also more necessary to that portion of humanity of the Middle West than the work here. I felt that in your centre of research, especially after your letter telling me how much you had done the "torch" was well enough carried. Dr. Archibald however waived away everything but that I should settle down to further studies here.

It was encouraging to hear of your successes with the organism - as Dr. Pauline Beregoff here, who had come into the Laboratory after my isolating that organism, had taken a sample to her own laboratory, and worked with it all the time I was away in Saskatoon, and published her results in the Canadian Medical Association Journal for June, saying that that organism has nothing to do with malignancy; she had never had a single success. She wrote to me in Saskatoon before I left there telling me of her negative findings, and that she was publishing them; but there was no time for me to do anything about it; the idea that it is only a phase - as you have demonstrated - has not entered her consideration, and so far there is no point in enlightening her on the insufficiency of her conceptions. I am aiming at working parallel with Dr. Rife about it for the next few months, and then an independent confirmation of your conception would be opportune, in the above-named Journal.

You ask about making the vaccine; that was done by the standard method; the assessment of strength was done by an opalimeter checked by counts to produce an approximate strength of 1000 mill. per c.c.; but of this only one-tenth of a c.c. was used for inoculation, the stock strength having been halved.

I will be writing again from time to time. At present I am expecting to work on here for a time; whether we could come down to San Diego later is not yet in view, as there is quite a programme to proceed with for Dr. Archibald.

Our very kindest remembrances to Mrs. Johnson and yourself from us both; also to Dr. and Mrs. Rife.

Ever your sincere friend,

O. C. Gruner (Signed)

Copy

MOUNTAIN VIEW HOTEL

Gatlinburg, Tenn

Dear Milbank,

Your telegram was delivered last night and I hasten to answer it. It would be difficult for several reasons for me to go to St. Louis, not the least trouble being that the Prof. of Bacteriology is not a particular friend of mine. However, I would not be surprised if the disease made its way to Chicago and then I could probably have a try at it with my special media. I do wish Dr. Rife could be with me to train his microscope on the blood, spinal fluid, and culture. It would certainly be most gainful.

We have to leave here in about three weeks, time not settled yet, and that will give us ample time to get things together for the coming year. I am to have an able young woman, Miss Colwell, to work with me in addition to Dr. Tilden. Miss Colwell is splendidly trained and I am looking forward to a good session.

We are lagging along here getting rid of the dust, dirt, and noise of Chicago. The rain has been very much above average so we are not out as much as common. Just at present I am a sort of very unofficial advisor of the Pi Phi school, that remarkable school the Pi Phis started to help the mountain folk. There are several problems connected with the ~~subject~~ that I can help them with and it is rather good fun doing it. water supply, etc.

Gertrude unites with me in love to you both,

Sincerely yours,

Arthur Kendall

LETTERMAN GENERAL HOSPITAL

San Francisco, Calif.
October 29, 1936

My dear Milbank:

Shortly after I mailed your letter yesterday I was fortunate enough to get in touch with Dr. Walker and, after a very pleasant conversation, made arrangements for him to visit this hospital and contact Colonel McDonald (our Executive Officer).

This morning at 9:30 Dr. Walker called at the hospital and had quite an extended conversation with Colonel McDonald. I believe that Dr. Walker is going to write to you in detail with reference to the conversation. Colonel McDonald has requested me to tell you that he and the Commanding Officer are ready at all times to cooperate and do everything possible to assist Dr. Walker and you in this very estimable and valuable work.

We have very few cases of cancer of the breast but I am sure that if any cases of this character should enter the hospital Dr. Walker will be notified immediately. You can readily understand that as a whole we have very few women patients. This is natural, of course, as the hospital is primarily intended for the treatment of military men.

Colonel McDonald has also asked me to tell you that we have an exceedingly excellent pathologist here (Major Raymond O. Dart), so I am sure that if any of the material should appear at this hospital it will be taken care of in the exact manner that you or Dr. Walker may wish.

In my hurry to get the letter off yesterday I overlooked mentioning that I am changing my residence on November 4. Our future home will be at 571 - 39th Avenue, only a short distance west of where we now reside, but our telephone number will be the same; namely, SKyline 9624. This change is due to the fact that the owner of the house I now occupy, who is a personal friend of mine, is returning from duty in Panama and, although he did not ask me to vacate, I knew that he would prefer to live in his own home. Our new residence, taking it all in all, is really more suitable for my family than the present one. Elsa especially is elated over the arrangement of the house.

All are well here in San Francisco. I do not know whether or not I told you in my previous letters that Maybelle is a fond mother which makes the fourth grandchild in the immediate branch of the family. The baby and mother are doing splendidly. Baby was born in August.

The two boys and their families who are away from home are well, happy, and contented.

MARVEON DISPLAYS, INC.

ROCK SPRINGS, WYOMING

604-608 DEWAR DRIVE

PHONE 170

Nov. 10, 1936

Mr. Roy Rife
2500 Chatsworth Ave.
San Diego, Calif.

Dear Friend Roy:

We have been very fortunate of late in perfecting a reflector which is 100% efficient in the reflection of both Neon and incandescent illumination, with which we are producing some very unusual results in the advertising field. I am now furnishing Neon manufacturers with what we call Marveon equipment. It is working out very successfully.

As we have become better acquainted with this new principle in reflection, we see tremendous possibilities for it in the medical world from the standpoint of superior irradiation, along with great possibilities in concentration of lethal, X, and other rays--which has never before been possible, anywhere near to the degree of efficiency of our Marveon reflector.

Roy, I appreciate your cooperation in the past, and feel that time has now come when it may be possible, by working together in this tremendous new field, to bring about results never before appreciated. I know this may sound somewhat out of line to you and hard to believe, for illumination engineers have been working with parabolas ever since the rule for laying out parabolical reflectors was originated, but have never stumbled on to this new principle.

If you have last month's Popular Mechanics, note the article on solar heater and what has been developed up to this point without the aid of this new found principle. Then, in this month's Popular Mechanics, you will notice an article, on page 850, pertaining to the lethal and other rays. Now, after having read these two articles and appreciating the fact that 40% efficiency in reflectors has been around the maximum efficiency in the past, then appreciating the fact that we have 100% efficiency in a plate chrome copper reflector which we are now producing, you will immediately appreciate the possibilities before us.

Dr. C. C. Gruner

- 2 -

November 4, 1936

able to discover, it is not at all destructive or injurious to normal cell tissue. While we have been forced to modify our machines so as to produce this new band, still it is so much more effective clinically that we look upon it as a very advantageous discovery. However, our experience has forced us to do all of our experimenting with the new ray completely outside of our laboratory building or abandon all forms of bacteriological experiment, because it instantly kills them all.

In my clinic, Doctor, I have a lot of trouble in determining quickly without biopsy the diagnosis in suspected malignant cases, and it has occurred to me that if I could get a fresh tube of your vaccine made from the cryptomyces pleomorphic, it would not only help me in determining the nature of these suspected cases, but it would assist you in demonstrating the efficacy of your vaccine. Would it be possible for you to make up a tube that I could use? After the general clinical results that I have obtained thus far, I can assure you that no one, not even myself, could help but be astounded at the results we are now obtaining with the assistance of our new machines and our new band of MOR's.

I certainly wish that you were here to work with me because I am afraid that even you, who know what we are trying to do, will not believe some of the yarns that I would have to tell you as to what is occurring in that clinic without actually seeing them yourself!

If you could make me some of that vaccine, I would appreciate it very much if you would do it right away so that I could have it to go on with. I will send you a report of all the cases that I use it on.

Of course, with our astounding presidential election that took place yesterday, none of us know which way the cat is going to jump, but I can say this to you, that I find my little bugs much more tractable and predictable than the human race, and the way I feel this morning, my association with them has been more satisfactory than with my fellow man up to date! Maybe I will not feel this way next week.

With kindest regards to yourself and Mrs. Gruner and also to Dr. Archibald if you should see him, I am

Very sincerely, your friend,

MILBANK JOHNSON

Dear Ray: - This letter is in answer to the attached copy -

It shows that Dr. Gruner has not forgotten us

"See" didn't we get a woeleap at the election yesterday?

10/14/36

Dr. C. C. Gruner

November 4, 1936

My dear Dr. Drumery:

Your note of October 30 just received. I shall be very glad to meet your friend, Dr. Maude Abbott, when she arrives in Los Angeles or Pasadena and we will do whatever we can to make her have a good time. I am always glad to meet your friends.

We are having a great time out here. I have opened a clinic in the Pasadena Home for the Aged and am having excellent luck. Of course, what I am trying to do is to experiment with the effect of the Rife Ray on bacteria in vivo. Our laboratory work has demonstrated pretty conclusively what it will do in vitro.

The clinic is held three mornings a week, Tuesday, Thursday and Saturday. Yesterday I had eighteen patients. Among them were two cases of pulmonary tuberculosis, three cases of carcinoma, two cases of old chronic varicose ulcers of the leg, and sundry other cases of more or less definite infectious origin.

Last summer, in hunting for an ROR for the other two reproductive forms of the erythrovirus pleomorphic, we ran into a new band of oscillations which introduced itself to us by killing all three forms -- those that we called H, our filter-passing form; then a transitional form such as you found in the monocytes in the blood; and then the third or highly developed form coming from the sporangium forming from the hyphae of the mycelium. At the same time that this new wave band arrived, we broke all the glass in the laboratory of a certain shape, not only in the room where we were working but in all the other rooms. As we had moved into the new laboratory before the reinforced concrete was perfectly dry, we had been troubled a great deal with a mold because in the microscope room there were no windows, but this band not only destroyed that mold, which was growing on leather objects in the room, but every bacteriological culture that we had in the laboratory! It cleaned us out completely so that we had to start from scratch and replace our losses. In fact, we were all so surprised that we began to feel each other's pulses to see if we were still alive. As no harm had been done to us, we proceeded to test the new band out on mice, rats, rabbits, guinea pigs, and dogs. So far as we were

Some time back I think I asked you about a book which you used to possess on the genealogy of the Lothrop family and, as I remember, you said you had given the book to Louiez. Am I correct? I neglected writing to Louiez about this matter at the time and want to be sure that my memory is right before asking that she loan me the publication.

I assure you that I am always ready to be of any assistance whatsoever to you and regret that the material you desired was not readily available at the hospital. At least I was able to get action within a short period of time although it was not of a final nature.

Sincerely yours,

Norris (Signed)

JAMES N. LOTHROP

Dear Roy: - This copy to show you that it looks
like I have gotten a start-up there. & maybe
we can get some tissue out of the hospital
for our work - Don't forget to send me
the Plexor - as I need it - I had 18 Patients
in the clinic yesterday - all are doing well



COPY

June 9, 1936

My dear Dr. Gruner:

Enclosed please find a copy of a letter from Mr. Donner, the President of the International Cancer Research Foundation of Philadelphia, dated May 22, which disappointed me very, very much. I am also enclosing a copy of a letter addressed by me to Mr. Donner, dated May 27, which explains my position in the matter and I am also enclosing to you a letter addressed to me from Mr. Donner, dated June 2, which shows conclusively that he has not weakened in his original decision.

I cannot tell you how disappointed I am that they take this view of the matter, so different from what I had hoped they would take. However, a fact is a fact and I feel it my duty to tell you just as much about the situation as I know myself. We are going ahead somehow, and I think something will turn up to bring you to Southern California. If it does, you will hear from me by wire, but in the meantime, there is no certainty about anything, so if you get another opportunity, do not hesitate on our account to avail yourself of it. I really and truly am so sorry that we did not get the grant at this time, because I think that, inside of a year, we could have brought at least some of this work to a definite and positive conclusion. Keep on hoping with me and we will win in spite of scepticism.

The new laboratory building is going along in fine shape. There was a special room in there that we had set aside for you, and I hope it will not be minus its tenant very long. We hope to move into the laboratory on July 15.

Expressing my regrets again to you that "the best laid schemes o' mice and men gang aft a-gley" in which Mr. Rife joins me. I am

Very sincerely your friend,

MILBANK JOHNSON

P. S. If you find any money lying around in a horse-shop track and not working, seize onto it and come on down here anyhow. You will always be welcome.

M. J.

Dr. O. C. Gruner
Hotel Bessborough
Saskatoon, Saskatchewan
Canada

UNIVERSITY OF CALIFORNIA
THE GEORGE WILLIAMS HOOPER FOUNDATION
Second and Parnassus Avenues
San Francisco

June 8, 1936

Milbank Johnson, M. D.
Pacific Mutual Life Bldg.
Los Angeles, Calif.

Dear Doctor Johnson:

I have succeeded in cultivating Cryptomyces Pleomorphia from one of the eggs inoculated under your direction from a K medium filtrate of a breast carcinoma. Since only one hanging block culture of a considerable number made from one of three eggs was positive, and since this culture was contaminated with a few cocci - from which I have separated the Cryptomyces in pure culture - I want to confirm this positive result with further cultivation experiments. This I am now doing with hope of unequivocal success.

Yours truly,

E. L. Walker (Signed)

3 eggs (fertilized) inoculated by Dr. Walker on
May 14th 1936 -



San Diego, California.
December 27th 1935

Dr.O.C.Gruner
866 University Dr.
Saskatoon, Sask.
Canada.

Dear Dr.Gruner,

Your very interesting letter along with the "Ensol" received and find much of interest in both. It just happened that Dr.Milbank Johnson was with me when I opened the package of "Ensol" and prepared a slide we examined it at 10,000 X in a cursitory way and found so many different motile bodies that it was difficult to beleive that the "Ensol "had been thru a Berkefeld.

On later observation I definitly observed four known forms all different and three of which were highly motile the fourth non-motile.

We have' cultured the "Ensol" on your media and are getting a nice groth which will be ready for study soon, after which I will send you as complete a report as possible at that stage of development.

Glad you finished your 'exam' o kay now you can come to California with a clear consience, hope you will be on your way down here soon.

Best wishes to Mrs Gruner and your self, for the new year from us.

Sincerely yours,

54 ROYAL R. RIFE

Asparagus Mediam.

by
Dr.O.C Gruner.

Peptone ----- 1

NaCl ----- $\frac{1}{2}$

Glucose -----2

Glycerine ----5

Agar -----1.5

Filtmate obtained after boiling asparagus in water
for sufficient time to make a good strong decoction
(Squeez through muslin) One can to about $\frac{1}{2}$ litre
of mediaum and water up to 100-Titrat and make P.H.
= 7.0_7.2.

MILBANK JOHNSON, M. D.
PACIFIC MUTUAL LIFE BLDG.
LOS ANGELES, CALIFORNIA

January 14, 1936

My dear Dr. Rife,

I am sending you under separate cover twenty capsules of Intoral put up by Eli Lilly & Co. which the doctors up here are all taling about and are using in cases of repeated attacks of the common cold. They have all assured me that they have had no untoward affects from the use of these capsules and sometimes have had most astonishing results in stopping these chronic colds. The directions are in the box and I want you to read them carefully. All of the doctors say that it is very important that the directions be followed absolutely to obtain the best results. I am sending these to you hoping that you will take them conscientiously and see if we can't stop the succession of colds which have been troubling you.

I shall see you Saturday morning, but I want you to start in on these immediately so that you will have over Sunday to have any reaction that might accidentally occur.

Yesterday, I spent five hours with Mr. Henry Timken. When I reached there he was pretty well set on having his own way. But, after explaining matters to him fully and with the help of Mrs. Timken who was a good ally for our cause, we succeeded in convincing him that the thing to do was to build the laboratory st once. He was most cordial and there was no trouble of any kind.

Now, all I want you to do is to keep a stiff upper lip and see that you get a good laboratory that you can use. Remember that you will have to live in it for many years and don't be penny wise and pound foolish now. Give it lots of study.

Have your outlets where they belong because you will find changes very difficult to make in a reinforced concrete building. I think partitions should be made of hdlow tile about four inches thick, plastered on each side.

600 BURLEIGH DRIVE
SAN RAFAEL HEIGHTS
PASADENA


Dr. Rife 2.

January 14, 1936

This is fire proof, sound proof, and will be ample for our purposes without taking up too much room. Of course the actual walls will be reinforced concrete. The roof should be tile on a cement form.

Have plenty of basement. While it is necessary to have the gravity feeds for your heating system in the basement, it is also an excellent place for storage and other machinery that is too big for the laboratory such as hot water heater, vaccum pumps, and pressure pumps. Be sure to have hot and cold water, a sink, vaccum pipe, and pressure air pipe, gas and electrical outlets in each laboratory. We will talk it all over when I come down Saturday.

Yours very sincerely,

A handwritten signature in cursive script, appearing to read "Wilburt Johnson". The signature is written in dark ink and is positioned below the typed name "Wilburt Johnson".

Dr. Royal R. Rife
2500 Chatsworth Blvd.
San Diego, Calif.

ALBERT B. WELLS
RANCHO SANTA FE
CALIFORNIA

January 25, 1936

My dear Dr. Rife:

Was glad to have the opportunity of sending the lenses down by Mr. Copeland yesterday.

I am enclosing herewith copy of a letter dictated by Mr. Witherspoon who has recently joined out organization, his particular job is to acquaint himself with the Buffalo situation and act as a go between. His letter was written to my son, George.

Dr. Sherrill has rather put me on the shelf for a month or six weeks. Hurt my back playing golf and it has just raised the devil with my right leg and Dr. Sherrill has insisted that I keep very, very quiet. He has made other tests and has found plenty of trouble and I go down again Monday for some other tests.

If the lenses are not exactly what you want do not hesitate to let me know.

With kindest regards, I am


Very truly yours,

ABWells

ABW-C

*Pres,
American
Optical Co.*

CANADIAN NATIONAL RAILWAYS



THE BESSBOROUGH

SASKATOON, SASK.

CANADA'S HOTELS OF DISTINCTION

THE CANADIAN NATIONAL HOTEL, CHARLOTTETOWN
THE NOVA SCOTIAN, HALIFAX
CHATEAU LAURIER, OTTAWA
PRINCE ARTHUR HOTEL, PORT ARTHUR
THE FORT GARRY, WINNIPEG
PRINCE EDWARD HOTEL, BRANDON
THE BESSBOROUGH, SASKATOON
THE MACDONALD, EDMONTON

SUMMER RESORTS

JASPER PARK LODGE, JASPER NATIONAL PARK, ALTA.
MINAKI LODGE, MINAKI, ONT.
PICTOU LODGE, PICTOU, N.S.

Jan. 29. 1936

Dear Dr. Rife,

I received your very welcome letter of Dec. 17, and was glad the "Ensol" reached you safely.

I shall be interested to hear the results of your cultural experiments. I received another sample from Dr. Archibald a while ago, and was intending to let you have some of it. However, after having a careful look at it with the parabola, and after following his suggestion that I should put some up on culture too, there was nothing left to send. He has gone off on a world cruise, and so I doubt if I can get any more "smuggled" through.

Meanwhile I have secured cultures of the B. histolyticus, so if I can get a human cancer fresh, I shall try and make some ensol too. In that case I can get plenty for study.

We have moved from the suite we occupied, and taken up residence here. We dearest it would be a good deal more convenient and very much more advantageous for surroundings. At the same time we cleared out our impedimenta, and got them into storage. So if as Major Bowes says "the wheel of fortune turns", we are not encumbered in any way. We could get on the train the same day! But of course I could not get away from the hospital so quickly.

I am getting a good deal of my rough records and notes on cancer into shipshape, and would like to get a draft of one "chapter" ready for a journal fairly soon. Perhaps I can manage it.

We call this place "Cibaria" for short.

Our very best wishes for everything good
to you both

Yours sincerely

O. C. Grunner

O. C. GRUNNER, M.D.



PULSED TECHNOLOGIES

www.pulsedtech.com
214-453-0095

PFG Series of PRECISION FUNCTION GENERATORS are all computer interfaced arbitrary waveform generators allowing libraries of waveform including user designed forms. While feature rich, they are equally suitable for professional laboratory or educational experimental applications and inexpensive enough to be dedicated to a single project. All PFG Series devices are especially well suited for plasma experimentation requiring standard low impedance connection with separate higher voltage, ultra high impedance output for contact applications.



The original **PFG(1)** interface is via IEEE 1284 (Parallel) common industry standard most suitable when intended strictly for laboratory research environment.

The most popular **PFG2A** is the newer, very compact and portable, USB interfaced, waveform generator.

The **PFG2X** is Pulsed Technologies next generation PFG device, almost identical in shape and style as the PFG2 yet with greatly “eXtended” capabilities. In addition to the expected waveform generation, the PFG2x includes dual trace oscilloscope and spectrum analyzer functions.

Pulsed Technologies **P3 and P3+ Precision Pulsed Plasma** devices represent our very latest developments in plasma designs. Beginning in 2009, all P3 devices will be using the very finest eastern European custom plasma tubes which represent more than a decade of tube research resulting in performance that has not before been available at ANY price.

The **P3** requires the use of any of the PFG series devices for proper activation and control while the **P3+** includes an internally configured PFG control device.

The **P3pro** and **P3tm** are specialized custom devices for specific professional applications with limited sales by contract and special arrangements only.

