

# ***PULSED TECHNOLOGIES***



$$\Delta\varphi = \frac{1}{c^2} \cdot \frac{\delta^2\varphi}{\delta t^2} - \frac{\rho}{\epsilon}$$

[www.pulsedtech.com](http://www.pulsedtech.com)

[www.pulsedtech.ro](http://www.pulsedtech.ro)

[www.pulsedtechnologies.com](http://www.pulsedtechnologies.com)



## ***PULSED TECHNOLOGIES***





**PULSED TECHNOLOGIES**

# An Introduction to Pulsed Tech's Bioenergetic & Bioelectric Technologies

and other Resonant Frequency Concepts

Jimmie L. Holman & Paul V. Dorneanu







# An Introduction to Pulsed Tech's Bioenergetic & Bioelectric Technologies

and other Resonant Frequency Concepts

Paul V. Dorneanu & Jimmie L. Holman





# WHAT IS THE DIFFERENCE ?



**Between  
THIS**



**And THIS**





# It's THIS !!!



- With Electro-medicine .... THIS largely goes away






# Hans Ruesch

"Even the most independent newspapers are dependent on their press associations for their national news. And there is no reason for a news editor to suspect that a story cooking over the wires of the Associated Press, the United Press or the International News Service, is censored when it concerns health matters. Yet this is what happens constantly... The *Journal of the American Medical Association* (JAMA), the organ of the Medical Syndicate in the U.S., had bragged as far back as January 20, 1940, that the United Press had been induced to issue a directive requiring all articles on cures and human health to 'be cleared' through its New York bureau and 'science editors.'"

Hans Ruesch, 1982, *Naked Empress* p102







# **INTRO & FOUNDATION**







***PULSED TECHNOLOGIES***

# The Science of Bioenergetic & Bioelectric Technologies

and other Resonant Frequency Concepts

## **PART 1 - INTRODUCTION & FOUNDATION**

Jimmie L. Holman & Paul V. Dorneanu







***PULSED TECHNOLOGIES***

# The Science of Bioenergetic & Bioelectric Technologies

and other Resonant Frequency Concepts

## **PART 1 - INTRODUCTION & FOUNDATION**

Paul V. Dorneanu & Jimmie L. Holman





# The People

WHO and WHERE we are





# Jimmie L. Holman

Dallas, Texas, USA





# Paul Dorneanu


Bucharest, Romania





# Jimmie L. Holman, Sr.

Plano, TX, USA







# Florin Sirbu

Bucharest, Romania






# Thomas & Daniel Drake

Dallas & College Station, Texas





# Thomas & Daniel Drake


Dallas & College Station, Texas





# & Others

Romania





# Dr. Steve Haltiwanger MD. CCN




Consultant, USA





# Dr. Steve Haltiwanger, M.D., C.C.N



## The Electrical Properties Of Cancer And Disruption Of The Living Hologram:

By: Steve Haltiwanger, M.D., C.C.N.

Subtitle: The Truth is Out There

9/23/2003

## Cell Membrane Health And Electronic Nutrition™

by Steve Haltiwanger MD

## Biological Energy And Electronic Nutrition

by Steve Haltiwanger MD


## The Science of Phototherapy

Steve Haltiwanger, M.D., C.C.N.

1

- Dr. Haltiwanger has several detailed presentations dealing with both the electrical and nutritional relationships of the biological processes
- Dr. Haltiwanger worked with renown Dr. Hans Nieper of Germany

Dr. Hans Nieper



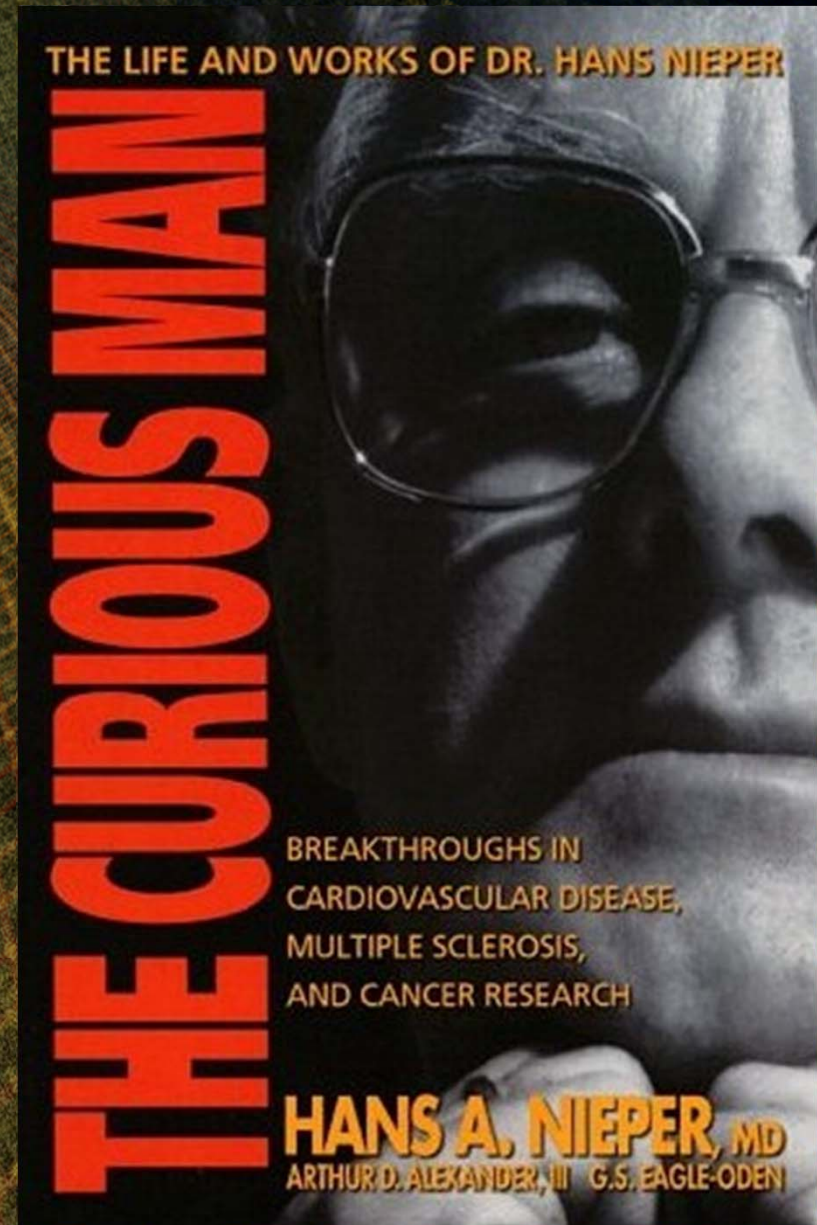


# The Curious Man

(recommended reading)

- Dr Hans Nieper (Germany)
- Especially important when examining the electrical issues involved with the biochemistry associated with disease and methods to deliver necessary nutrients via specific mineral transporters.
- Cancer, MS, Cardiovascular Disease

[www.PulsedTechnologies.com](http://www.PulsedTechnologies.com) [www.PulsedTech.RO](http://www.PulsedTech.RO)





# "PUZZLE PIECES"



- Many of the key puzzle pieces are all around us in the very basic scientific foundations & history
- We may however have to examine from a slightly different perspective than classical training.







---

# HISTORY





The background of the slide is a complex abstract design. It features a dark, textured grid pattern. Overlaid on this grid is a large, light-colored semi-circle that dominates the upper half of the image. The semi-circle has a subtle gradient and is surrounded by various geometric patterns, including a red grid on the left and a yellow grid on the right. The overall color palette is dark, with accents of red, yellow, and light gray.

# The Foundations & History

of the Science



# Electromedicine

- By **9000 BC**, bracelets, necklaces, magnetic loadstones, common use, being worn or applied for healthful intentions. [Schechter 1971]
- **46 A.D.** the Greek physician Scribonious Largus prescribed the "seashore treatment"
- Violet Ray technology used throughout early and **mid 20<sup>th</sup> century**.





# Rife/Tesla/Galvani (*video*)









# Luigi Galvani

- Most of us are well familiar with the Italian anatomist, physician and surgeon Luigi Galvani's electrical stimulation and activation of frog legs with an electrical current during the latter half of the 18th century.
- Of great significance, few persons realize that what was largely forgotten was that the frog leg muscle could be stimulated at a distance by a spark produced by a static generator.





# Luigi Galvani's Lab






# Luigi Galvani Electrophysiology

- While misunderstood then, this simple concept is a very important foundation for some of the concepts of our area of study.
- He realized that at least some of the electricity he was observing was being generated within the tissues themselves.
- Galvani's historical experiments established the basis for the biological study of neurophysiology and neurology and he is credited for largely creating the science of **electrophysiology – the study of the connection between living organisms and electricity.**







# Faraday & Maxwell

The Foundations & Pertinent Mathematics  
of Conventional and Evolving Physics






# Maxwell

**JAMES CLERK MAXWELL (1831-1879)**


- His most significant achievement was formulating a set of equations that for the first time expressed the basic laws of **ELECTRICITY** and **MAGNETISM** in a unified fashion
- He also developed the Maxwell distribution, a statistical means to describe aspects of the kinetic theory of gases
- **These two discoveries helped usher in the era of modern physics, laying the foundation for future work in such fields as SPECIAL RELATIVITY and QUANTUM MECHANICS.**





# Faraday

MICHAEL FARADAY (1791-1867)



- Faraday established the basis for the magnetic field concept in physics.
- He discovered electro-magnetic induction, diamagnetism and electrolysis.
- He established that magnetism could affect rays of light and that there was an underlying relationship between the two phenomena.
- **Some historians of science refer to him as the best experimentalist in the history of science.**
- It was largely due to his efforts that electricity became viable for use in technology.



# Royal Raymond Rife

and his Universal Microscope





# The Rife Universal Microscope

Restoration of a Masterpiece






# Rife's Universal Microscope

- Circa 1933
- Rife's Universal Microscope allowed the real time viewing of LIVE specimens at resolutions never before achieved
- Note: The (then new) electron microscope immediately killed any live specimens

[www.PulsedTechnologies.com](http://www.PulsedTechnologies.com)  
[www.PulsedTech.RO](http://www.PulsedTech.RO)





# Rife's #3 Universal Microscope





[www.PulsedTechnologies.com](http://www.PulsedTechnologies.com)

[www.PulsedTech.RO](http://www.PulsedTech.RO)





# Rife Universal Microscope



[www.PulsedTechnologies.com](http://www.PulsedTechnologies.com)  
[www.PulsedTech.RO](http://www.PulsedTech.RO)




# Rife Universal Microscope



[www.PulsedTech.RO](http://www.PulsedTech.RO)



# Rife Universal Microscope





[www.PulsedTechnologies.com](http://www.PulsedTechnologies.com)

[www.PulsedTech.RO](http://www.PulsedTech.RO)





# Rife Universal Microscope



[www.PulsedTechnologies.com](http://www.PulsedTechnologies.com)  
[www.PulsedTech.RO](http://www.PulsedTech.RO)



# Rife Universal Microscope



[www.PulsedTechnologies.com](http://www.PulsedTechnologies.com)  
[www.PulsedTech.RO](http://www.PulsedTech.RO)




# Rife Universal Microscope



[www.PulsedTechnologies.com](http://www.PulsedTechnologies.com)  
[www.PulsedTech.RO](http://www.PulsedTech.RO)





# Rife Universal Microscope



[www.PulsedTechnologies.com](http://www.PulsedTechnologies.com)  
[www.PulsedTech.RO](http://www.PulsedTech.RO)




# Rife Universal Microscope




[www.PulsedTechnologies.com](http://www.PulsedTechnologies.com)  
[www.PulsedTech.RO](http://www.PulsedTech.RO)



# Rife Universal Microscope

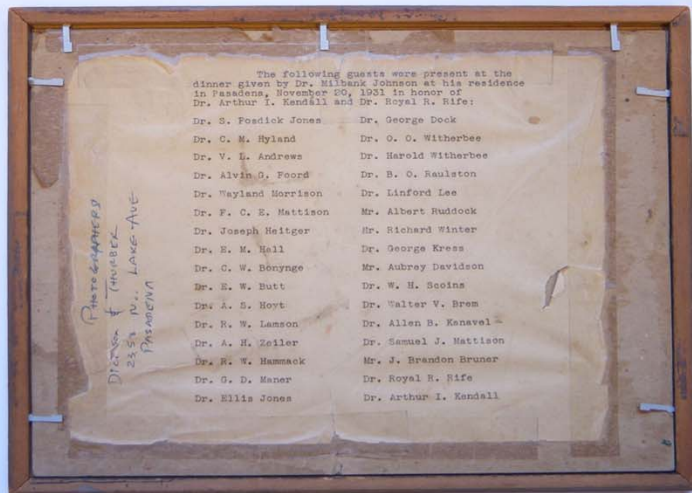


[www.PulsedTechnologies.com](http://www.PulsedTechnologies.com)  
[www.PulsedTech.RO](http://www.PulsedTech.RO)





# "End to All Disease" Banquet





# Tumor Preparation

- Rife meticulously prepared and recorded samples for study





# Frequency Adjustments

- Rife would adjust his frequency generator to the known MOR

Mortal  
Oscillatory  
Rate





# Observation of Destruction


- Rife would meticulously monitor the controlled destruction of the targeted pathogens





# From Active to Dead

- The observer would witness the light-stained pathogen transform from a glowing violet to a dead black when the task was accomplished.





# Gerry Vassilatos

- "Dr. Rife had developed and implemented what no contemporary medical research group has ever conceived,"... "and was prevented from doing so ever again on American ground."

*Gerry Vassilatos, Lost Science, 1999*






# Tom Bearden

"In the 1930's and 1940's, Royal Raymond Rife revolutionized everything that has been done before or since in high resolution optical microscopy.

He also revolutionized everything before or since in cellular biology. He carried cellular structure far beyond anything ever dreamed of at the time or presently. He revealed the direct connection between organized living energy forms and organized biological systems. He revealed that life itself is organized and dynamic, to a far finer level than anything in the textbooks today. He revealed that our present theory of disease is fundamentally very, very wrong.

He produced direct, economical, electromagnetic cures of cancer, leukemia, and other such debilitating diseases. His work presages a future mankind could have had, where most debilitating diseases were quickly and economically corrected, and where no poisonous drugs, violent nuclear irradiation, and harsh chemotherapeutic "burning" of the patient would be necessary. "

*Bearden, T.E., AIDS – Biological Warfare, 1988*






# Hans Ruesch

"In the course of a vaccination trial that took place in France on October 1st, 1981, Professor Mercie, former director of the glamorous Pasteur Institute, was asked why the Institute kept producing and selling its anti-'flu vaccine despite its recognized worthlessness. Professor Mercie's candid reply: 'Because it helps financing the Institute's research'."

Hans Ruesch, Naked Empress p81







**SCIENCE**





**PULSED TECHNOLOGIES**

# The Science of Bioenergetic & Bioelectric Technologies

and other Resonant Frequency Concepts

## **PART 2 – UNDERLYING SCIENCE**

Jimmie L. Holman & Paul V. Dorneanu







**PULSED TECHNOLOGIES**

# The Science of Bioenergetic & Bioelectric Technologies


and other Resonant Frequency Concepts

## **PART 2 – UNDERLYING SCIENCE**

Paul V. Dorneanu & Jimmie L. Holman







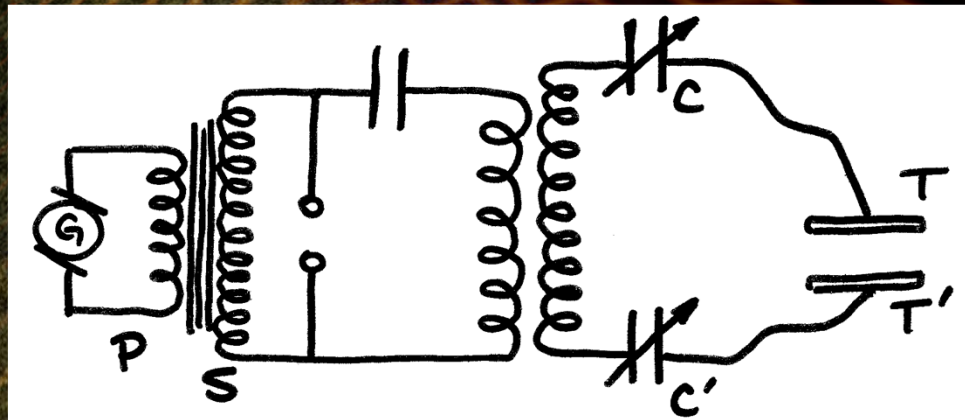

# Nikola Tesla

Pulsed & Frequency Technologies



# Frequency Based Electromedicine


- In the late 1890 and early 1900s, Tesla lectured both domestically and abroad about the virtues of frequency based electro-medicine
- These diagrams are from Tesla's private notes identifying methods of
  - (1) Sterilization,
  - (2) Electro-Surgery,
  - (3) Whole Body Heating





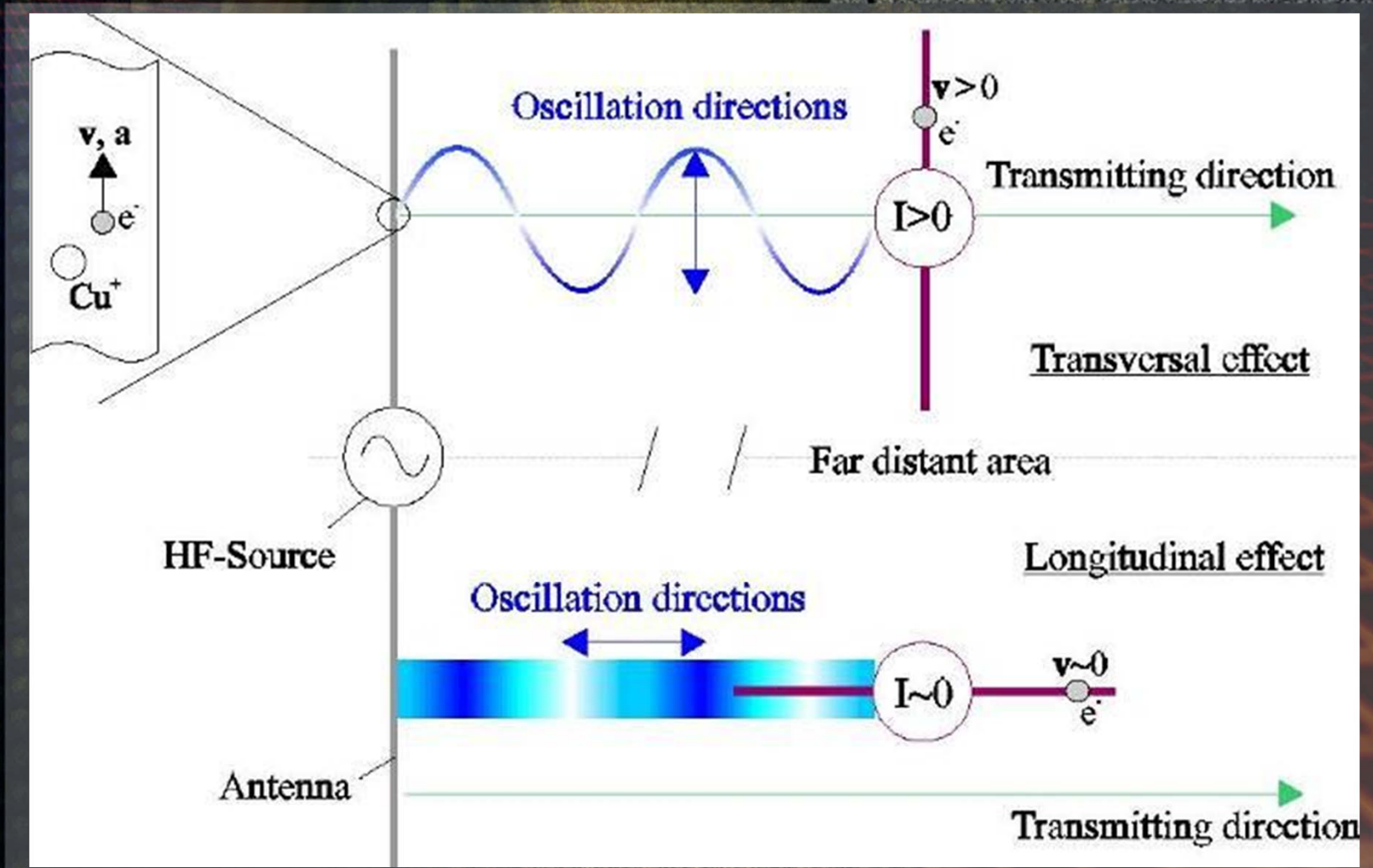
# "Hertzian Thinking"

- Tesla declared in 1919 that Hertzian thinking "has stifled creative effort in the wireless art and has retarded it for 25 years"






# Transverse/Longitudinal Waves






# Wave Propagation

- Transverse Wave (conventional)




- Longitudinal Wave





# "Jump Rope" Analogy


- Coupling
  - Frequency
  - Amplitude
  - Time
- 
- The image shows four people, two men and two women, on a red basketball court. They are all wearing pink tank tops and black shorts. They are holding a long rope and appear to be in the middle of a jump rope routine. The background shows palm trees and a multi-story building.
- Loss of each in conventional EM
  - Remote Observer (monitor/meter) may not observe anything



# Linus Pauling

"A person should stay as far away from medical doctors as possible and try to avoid hospitals since they are dangerous places to be."

*Linus Pauling - 1948*






# Linus Pauling

"A person should stay as far away from medical doctors as possible and try to avoid hospitals since they are dangerous places to be."


*Linus Pauling - 1948*







# Wireless Transmission of Power

Power Generation  
& Transmission



Destination Users



Wireless  
Delivery

- Much of Tesla's work concerned the wireless distribution and transfer of energy based on resonant frequency concepts



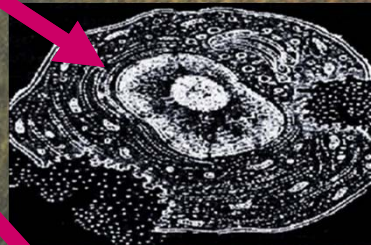
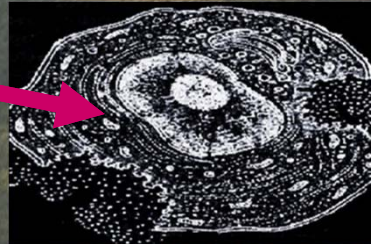


# Energy Transfer and Manipulation

Plasma Radiant Emission



Selected Targets\*



- We are technically using many of the same principles and concepts on a microscopic scale




\*Targets are selected by resonant frequency or MOR

[www.PulsedTechnologies.com](http://www.PulsedTechnologies.com) [www.PulsedTech.RO](http://www.PulsedTech.RO)



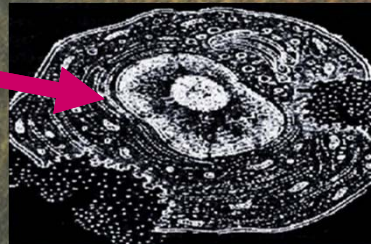
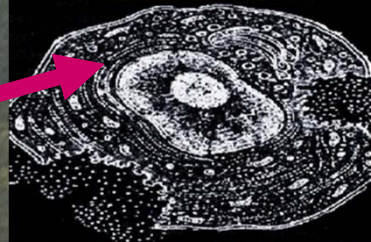
# Energy Transfer and Manipulation

Plasma Radiant Emission



Wireless  
Delivery

Selected Targets\*



- We are technically using many of the same principles and concepts on a microscopic scale




\*Targets are selected by resonant frequency or MOR

[www.PulsedTechnologies.com](http://www.PulsedTechnologies.com) [www.PulsedTech.RO](http://www.PulsedTech.RO)



# Light Switch "Transmission"



Click

We have probably all noticed that many times when we snap on a light switch that a "POP" may be heard on a near by radio. There is no question that SOME sort of "transmission" not only occurred ....but was also RECEIVED at the radio and processed by conventional means.

The abrupt turning "ON" of power, obviously caused a burst of energy to transfer via means that it could be received and amplified by conventional electromagnet means.



POP !



# Aurora Borealis

- Natural Plasmas





# WHY PLASMA

- Why do we use Plasma?
- Why do we use “light”?
- Why can we use other energy to accomplish the same things?



# Plasma (Simple Explanation)


- Plasma is the 4<sup>th</sup> state of matter AFTER "GAS"
- When excited by Radio Frequency or High Voltage, the Gas can move to the highly excited "PLASMA" state
- When the excitation is removed, the atoms must give up some of their energy....
- This energy is in the form of PHOTONS of LIGHT!
- Plasmas can be triggered and manipulated to move and alternate between the plasma and gas states at VERY HIGH RATES



# Human Progress

The light of human progress is not a dim glow that gradually becomes more luminous with time. The panorama of human evolution is illuminated by sudden bursts of dazzling brilliance in intellectual accomplishments that throw beams far ahead to give us a glimpse of the distant future, that we may more correctly guide our wavering steps today.

*1944 - Prodigal Genius by J. O'Neill*








# Prof. Dr.-Ing Konstantin Meyl

Examining the Underlying Physics  
and connections to the Past  
*[www.k-meyl.de](http://www.k-meyl.de)*



# Dr.-Ing K. Meyl

- Power Engineering
- Scalar Emission
- Mathematical Validation of Tesla / Maxwell
- Practical Demonstration



- Has also made some incredible observations in biological relationships



# Dr. Meyl's Formula Work

Maxwell equations:

$$\text{rot } \mathbf{E} = -\delta \mathbf{B} / \delta t$$

$$\text{rot } \mathbf{H} = \mathbf{j} + \delta \mathbf{D} / \delta t$$

$$\mathbf{B} = \mu \cdot \mathbf{H} \quad \mathbf{j} = 0 \quad \mathbf{D} = \varepsilon \cdot \mathbf{E}$$

$$\text{rot rot } \mathbf{E} = -\mu \cdot \delta (\text{rot } \mathbf{H} / \delta t) = -\mu \cdot \varepsilon \cdot \delta^2 \mathbf{E} / \delta t^2$$

$$\mu \cdot \varepsilon = 1/c^2$$

wave equation:

$$\Delta \mathbf{E} = \underbrace{\text{grad div } \mathbf{E}}_{?} - \text{rot rot } \mathbf{E} = \frac{1}{c^2} \frac{\delta^2 \mathbf{E}}{\delta t^2}$$

- Meyl's Pioneering work in examining and extending Maxwell's original equations is effectively demonstrating the underlying science and claims of much of Tesla's "misunderstood" work.

- Meyl's work is laying the foundation for much of the plasma work of our interest.

Laplace-  
operator

$\text{rot } \mathbf{E} = 0$ :  
longitudinal  
wave

$\text{div } \mathbf{E} = 0$ :  
transversal  
wave

$c =$   
speed  
of light

$$\Delta \mathbf{E} = \text{grad div } \mathbf{E} - \text{rot rot } \mathbf{E} = \frac{1}{c^2} \frac{\delta^2 \mathbf{E}}{\delta t^2}$$

$\text{Div } \mathbf{E} \neq 0$  is a scalar  $\Rightarrow$  scalar wave!


$$\mathbf{E} = -\text{grad } \varphi : \begin{cases} (1) \quad \cancel{\text{grad div } \mathbf{E}} = -\cancel{\text{grad}} \frac{1}{c^2} \frac{\delta^2 \varphi}{\delta t^2} \\ (2) \quad \text{div } \mathbf{E} = -\text{div grad } \varphi \\ (3) \quad \text{div } \mathbf{E} = \rho / \varepsilon \end{cases}$$

plasma wave:

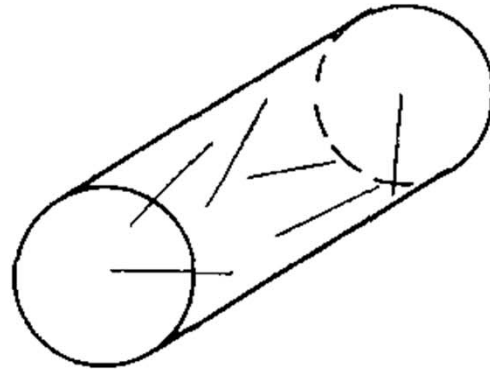
$$\Delta \varphi = \frac{1}{c^2} \cdot \frac{\delta^2 \varphi}{\delta t^2} - \frac{\rho}{\varepsilon}$$



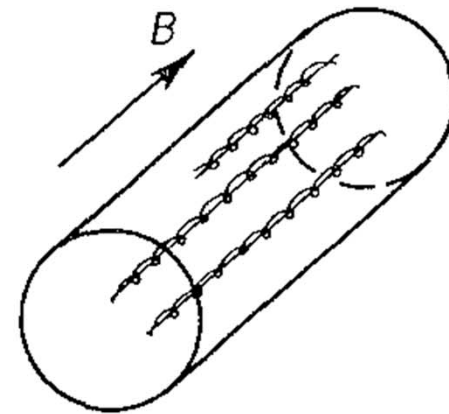
# Charged Particles in Plasma



- Text Source: Tokamak Plasma: A Complex System, B.B. Kadomtsev



(a)



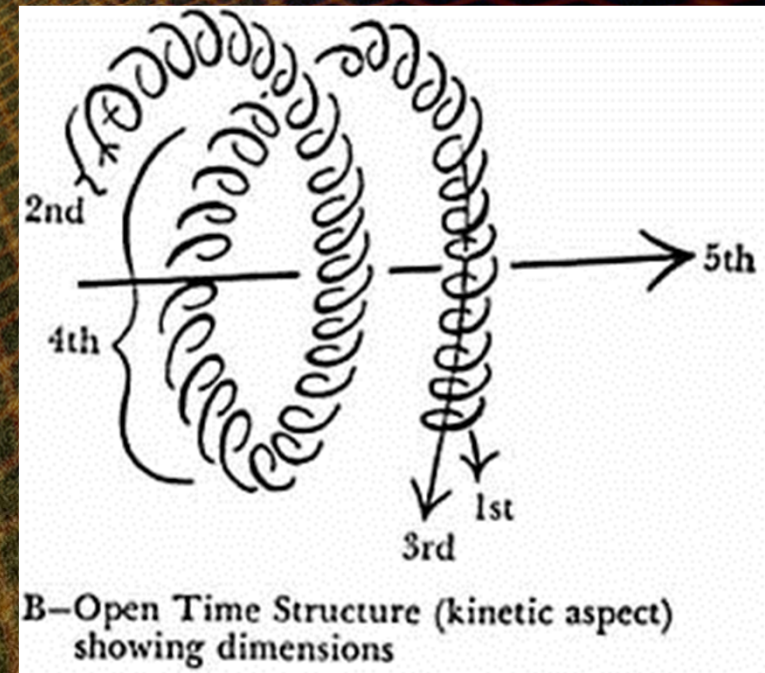
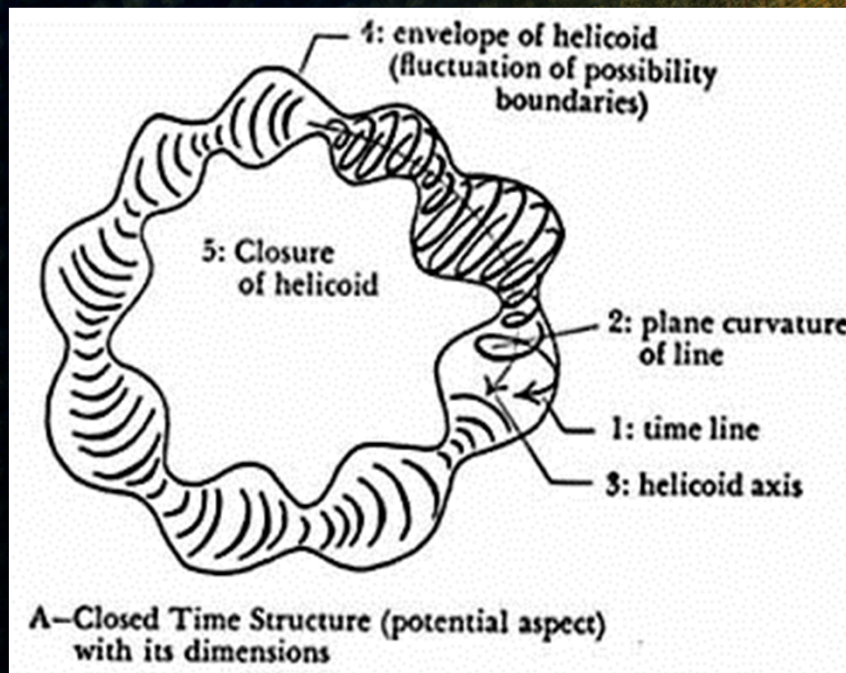
(b)

Trajectories of charged particles (a) without and (b) with a strong magnetic field.



# Space-Time

- The ACTUAL emission geometries cannot easily be visualized in 3-D Space-Time BUT ... more advanced math allows us to better see internal geometrical structures and relationships





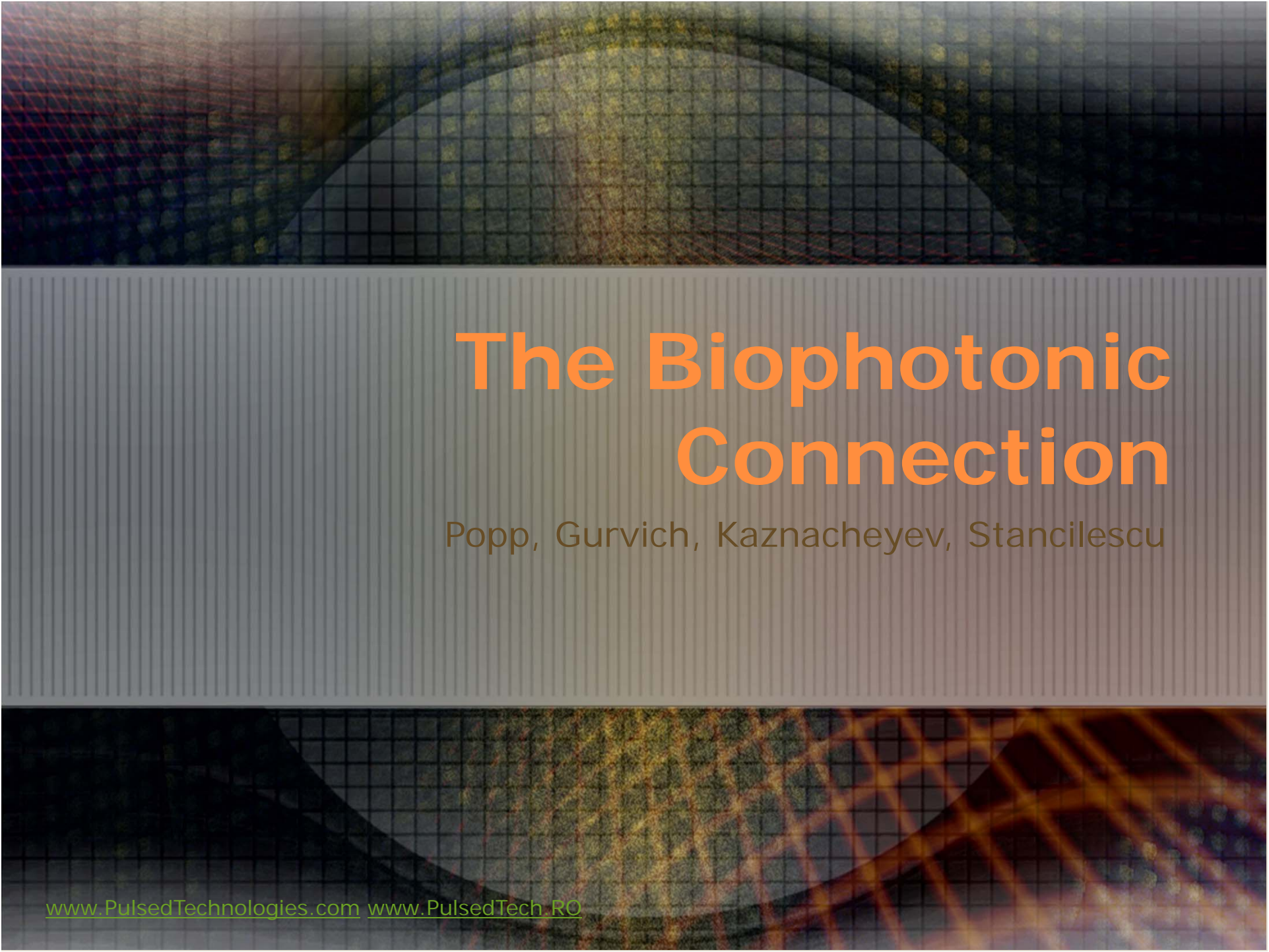
Nerve Cell Illustration  
Overlay or Comparison to static Scalar Wave.





## Scalar Wave Animation





# The Biophotonic Connection

Popp, Gurchich, Kaznacheyev, Stancilescu



# Prof. Alexander Gurvich


- Biophotons first discovered in 1923 by Russian medical scientist Professor Alexander G. Gurvich (who named them "mitogenetic rays") and in the 1930s widely researched in Europe and the USA, biophotons have been rediscovered and backed since the 1970s by ample experimental and theoretical evidence by European scientists.



АЛЕКСАНДР ГАВРИЛОВИЧ  
ГУРВИЧ  
(1874—1954)



# Gurvich/Kaznachev Experiment



**Test Culture**  
(being  
"fatally  
abused")

**Leaded Glass**  
(no UV)



**Remote Culture 2**

**Remote Culture 1**  
*Unchanged*

**Quartz Glass**  
(full spectrum)



# Dr. Fritz-Albert Popp

- Biophotons & light energy
- German biophysicist Fritz-Albert Popp has proved their existence, their origin from the DNA and later their coherence (laser-like nature), and has developed biophoton theory to explain their possible biological role and the ways in which they may control biochemical processes, growth, differentiation etc.
- Popp's biophoton theory leads to many startling insights into the life processes and may well provide one of the major elements of a future theory of life and holistic medical practice based on such an approach.





# Quantum Entanglements

- Quantum Entanglement of Photon Pairs



# Biophotonic Emissions

- There are so many ramifications to the study of biophotonic emissions that it is difficult to elucidate at this time.
- Biophoton studies seem to indicate that the emission is coherent and that biophotons may be modulated and communicate information not only throughout the body but into the extended environment.
- It may be the process by which DNA actually communicates its information to protein molecules in the process of morphogenesis.
- It may have relevance to extra-sensory modes of communication with other life forms and explain many mysteries of life.



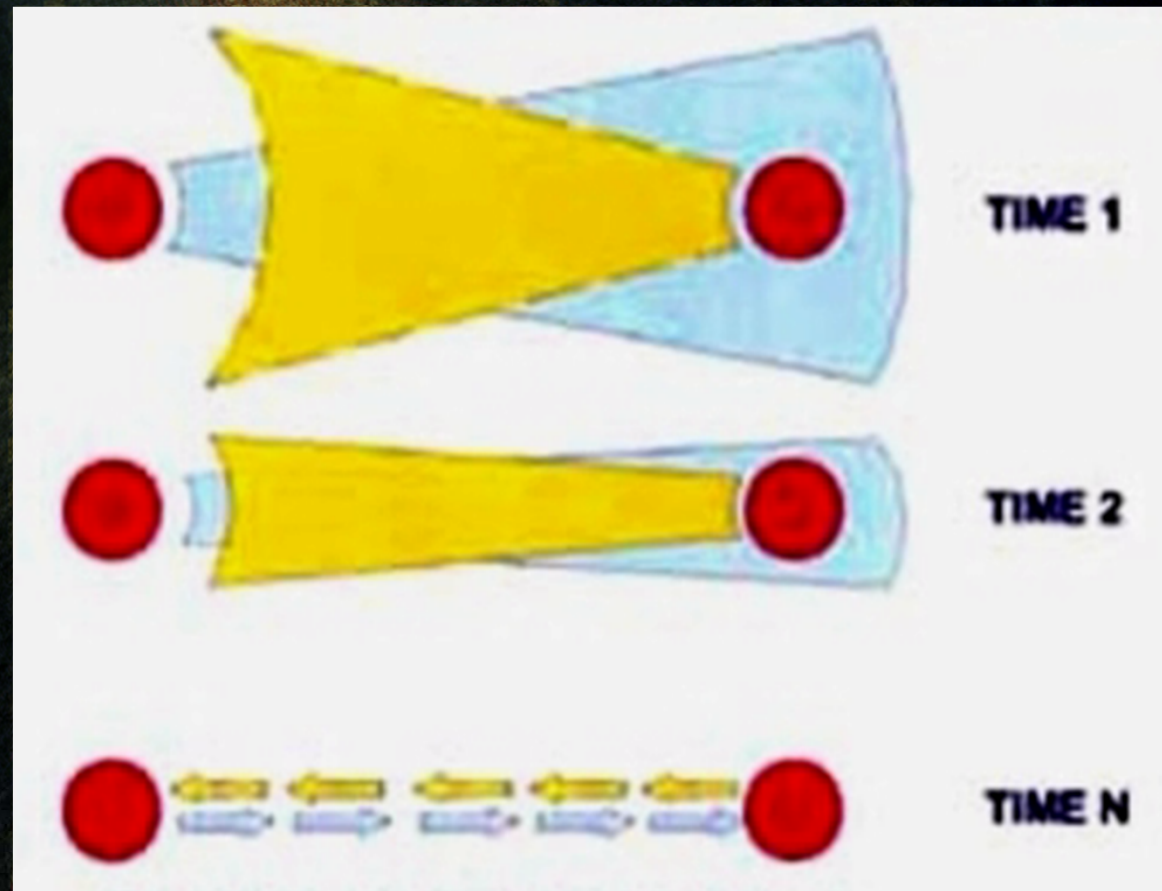
# Too “Far Out” for Most Folks

- According to the biophoton theory developed on the base of these discoveries the biophoton light is stored in the cells of the organism - more precisely, in the DNA molecules of their nuclei - and a dynamic web of light constantly released and absorbed by the DNA may connect cell organelles, cells, tissues, and organs within the body and serve as the organism's main communication network and as the principal regulating instance for all life processes.
- The processes of morphogenesis, growth, differentiation and regeneration are also explained by the structuring and regulating activity of the coherent biophoton field.
- The holographic biophoton field of the brain and the nervous system, and maybe even that of the whole organism, may also be basis of memory and other phenomena of consciousness, as postulated by neurophysiologist Karl Pribram and others. The consciousness-like coherence properties of the biophoton field are closely related to its base in the properties of the physical vacuum and indicate its possible role as an interface to the non-physical realms of mind, psyche and consciousness.



# Quantum Potential Self Targeting

- Narrowing if interacting potentials into laser-like beams, between two pumped sources
- Now only Longitudinal Waves Connect the Linked Objects

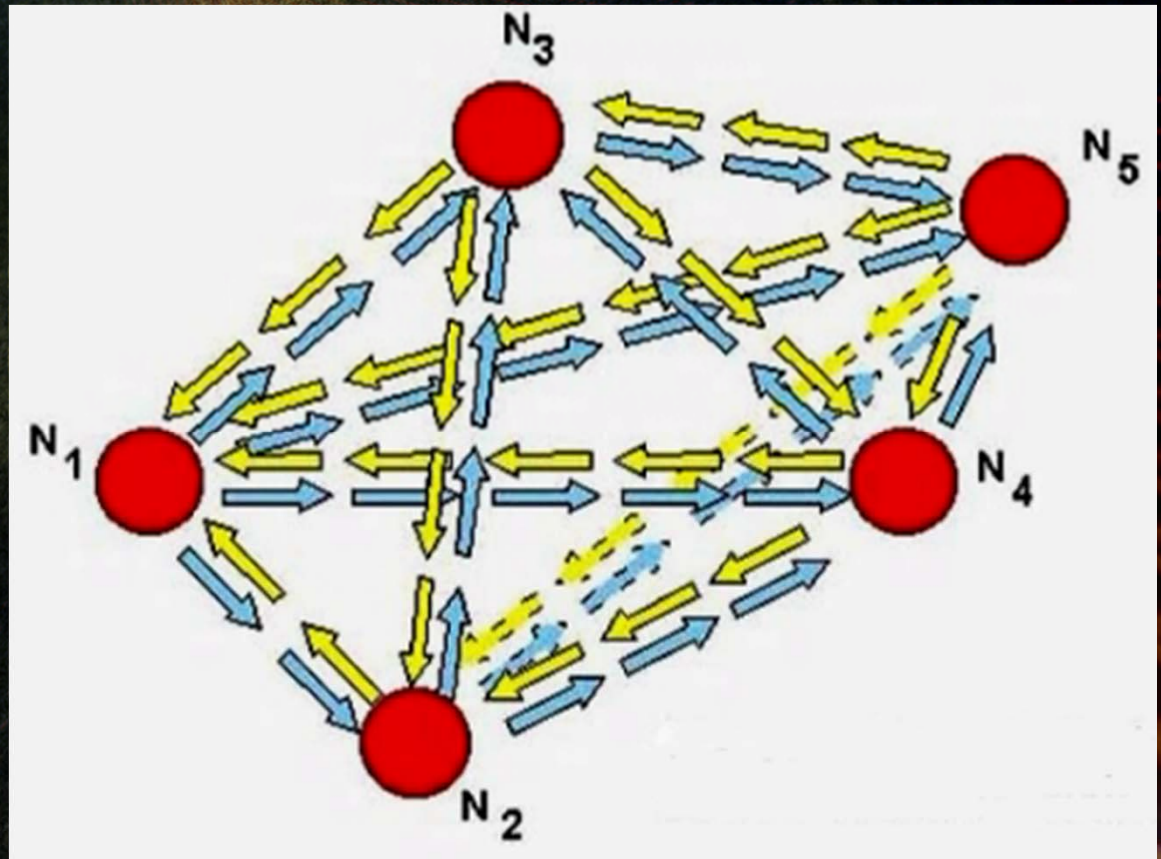


*Credit: T.E. Bearden – Radionics: Action at a Distance*



# Nodes Participating in the Quantum Potential

- Quantum potential exists as narrow, laser-like beams between participating nodes, even when the nodes are widely separated
- Beam space is multiply-connected; transmission is instantaneous



*Credit: T.E. Bearden – Radionics: Action at a Distance*



# Traian D. Stanciulescu



◆ Traian D. STĂNCIULESCU



## SIGNS OF LIGHT

A BIOPHOTONIC APPROACH TO  
HUMAN (META)PHYSICAL FUNDAMENTALS

- A Biophotonic Approach to Human (Meta)Physical Fundamentals







# **EQUIPMENT**







***PULSED TECHNOLOGIES***

# The Science of Bioenergetic & Bioelectric Technologies

and other Resonant Frequency Concepts

## **PART 3 - EQUIPMENT & SOFTWARE**

Jimmie L. Holman & Paul V. Dorneanu







***PULSED TECHNOLOGIES***

# The Science of Bioenergetic & Bioelectric Technologies

and other Resonant Frequency Concepts

## **PART 3 – EQUIPMENT & SOFTWARE**

Paul V. Dorneanu & Jimmie L. Holman







# The Equipment


Pulsed Technologies





# Device Catagories

- CONTACT: The PFG series devices represent the heart of all Pulsed Technologies systems and allows for direct electrode contact with subject.
- RADIANT: The P3 (Plasma) and PPLED (new generation specialty diodes) devices series allow for .....
- PROFESSIONAL/HYBRID
- SPECIALITY: Custom Protocol Imprinting occurs only AFTER initial CS solution is manufactured.







***PULSED TECHNOLOGIES***



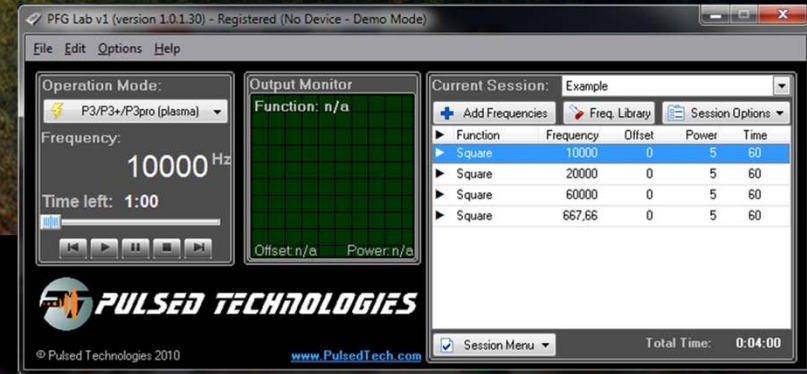
**Precision Function Generator**



# PFG2z Personal Device



**PFG2z**  
10 MHz Precision Function Generator





## **PFG2z Personal Device with ICS Accessory**





# PFG2x Personal Device





# PFG2(a) Personal Device





# PFG(1b)



The PFG1b Precision Function Generator is available in limited supplies and only to professionals and serious researchers.

[www.PulsedTechnologies.com](http://www.PulsedTechnologies.com) [www.PulsedTech.RO](http://www.PulsedTech.RO)





# ICS Accessory


- Extremely High-Grade Colloidal Silver Solution may be generated with any of the Pulsed Technologies PFG or new P3pro (2011) devices and the ICS Accessory.
- ICS solution becomes the "media" for user-defined IMPRINTABILITY of custom protocols.
- Custom Protocol Imprinting occurs only AFTER initial CS solution is manufactured.





# CS Testing

- Traditional (crude) methods of CS verification typically suggested on *the net* and by manufacturers ARE NOT VALID for the exceptional grade CS produced by this method.
- Tyndall cone (light beam) produced with a laser reflecting off large silver particles is NOT present when atomic cluster size is SMALLER than the wavelength of light
- Tyndall Cone actually is an indicator of POOR quality CS (large ineffective particle cluster size)!!!
- TDS (Total Dissolved Solids) Meters typically sold for testing tap or drinking water often are not useful or accurate for this grade of solution and must be examined with laboratory grade equipment and resources.






# Early Imprinting Experiments

- Earlier imprinting via pulsed plasma, while apparently successful was quite limited to the few who could afford the experimental equipment and never intended for end-user manufacturer.

## ISSUES/CONCERNS

- Complex Setup
- Expensive equipment setup
- Extensive knowledge requirements
- Limited frequency range
- Limited ability to validate





# Immerse-able Electrode

- May be used as an electrode in a footbath for excellent large area conductivity
- Or in a moist/wet cloth for localized application to wound area
- Replaces one of the conventional electrodes

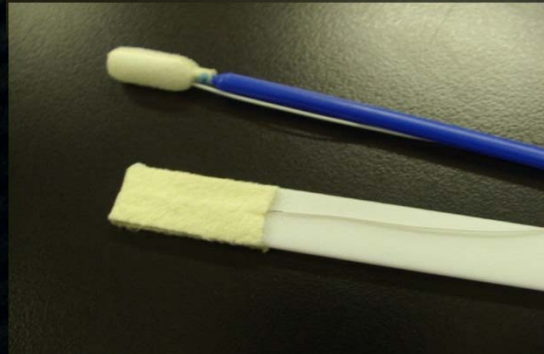





# Disposable Mouth Probe



- Method of localized electrode placement when target area is very small, such as a tooth or mouth sore.
- Other electrode is conventional and may be placed anywhere on the body such as neck or shoulder.





## P3 – Precision Pulsed Plasma



***PULSED TECHNOLOGIES***




**Precision Pulsed Plasma**

The Pulsed Technologies P3 and P3pro - Precision Pulsed Plasma devices are the premier plasma systems. The P3 requires the PFG – Precision Function Generator as a system control device the P3pro has the PFG device and optional oscilloscope/spectrum analyzer incorporated into the device.



# P3+ (2009) Personal Device







[www.PulsedTechnologies.com](http://www.PulsedTechnologies.com) [www.PulsedTech.RO](http://www.PulsedTech.RO)





# P3 Custom Case





# P3pro Device Details




The new P3pro Precision Pulsed Plasma Research Device also has the capability for electrode and CS accessory attachment



[www.PulsedTechnologies.com](http://www.PulsedTechnologies.com) [www.PulsedTech.RO](http://www.PulsedTech.RO)



# P3pro Station



[www.PulsedTechnologies.com](http://www.PulsedTechnologies.com) [www.PulsedTech.RO](http://www.PulsedTech.RO)



# P3 Special Application Commercial Devices




- The P3tm (Toxic Mold) Systems were designed for commercial Mold Remediation applications.
- System allows for off-site remote control of multiple "slave" systems.





# P3 Plasma Technology



Pulsed Technologies P3 represents the latest developments in precision pulsed plasma for resonant frequency research.


[www.PulsedTechnologies.com](http://www.PulsedTechnologies.com) [www.PulsedTech.RO](http://www.PulsedTech.RO)







The P3pro Precision Pulsed Plasma Research Prototype



[www.PulsedTechnologies.com](http://www.PulsedTechnologies.com) [www.PulsedTech.RO](http://www.PulsedTech.RO)



# P3pro Device Details




The P3pro Precision  
Pulsed Plasma Research  
Production Device



[www.PulsedTechnologies.com](http://www.PulsedTechnologies.com) [www.PulsedTech.RO](http://www.PulsedTech.RO)





The new proprietary P3pro Plasma prototype tube activates exceptionally well across a large frequency spectrum



[www.PulsedTechnologies.com](http://www.PulsedTechnologies.com) [www.PulsedTech.RO](http://www.PulsedTech.RO)



# PPLIED



- Precision Pulsed (high output) new generation of LEDs provide excellent wide spectrum precision pulsing through homeopathic samples to theoretically modulate and embed homeopathic information onto the photonic carrier.

[www.PulsedTechnologies.com](http://www.PulsedTechnologies.com) [www.PulsedTech.RO](http://www.PulsedTech.RO)



# PPLIED

- Precision Pulsed (very high output) new generation of LEDs
- Spectral output across "therapeutic spectrum"




- Any Pulsed Technologies PFG device with PFG Lab Software can precisely drive the PPLIED device with accurate and scripted frequency pulse rates with waveform control





# PPLIED

- Precision Pulsed Bursts provide the photonic carrier for theoretical delivery of homeopathic information







# Plasma Tube Development




Pulsed Technologies decade-long effort in development of an ultimate Plasma tube was finalized in late 2009 and early 1010. The tubes are optimized for the latest generation P3 series of devices.



# Advanced Plasma Tube Development



Pulsed Technologies decade-long effort in development of an ultimate Plasma tube was finalized in late 2009 and early 2010. The tubes are optimized for the latest generation P3 series of devices.





# Spectral Emissions

Helium



Neon



Argon



Krypton








Xeon





# Spectral Data

•	<b>Helium</b>	
•	3964.73 204009.27 14026.19 504026.36 54120.82 124120.99 24143.76 34387.93 104437.55 34471.48 2004471.68 254685.40 64685.70 304713.15 304713.38 44921.93 205015.68 1005047.74 105411.52 55875.62 5005875.97 1006560.10 86678.15 1006867.48 37065.19 2007065.71 30	
•	<b>Neon</b>	
•	4219.74 1504233.85 1004250.65 1204369.86 1204379.40 704379.55 1504385.06 1004391.99 2004397.99 1504409.30 1504413.22 1004421.39 1004428.52 1004428.63 1004430.90 1504430.94 1504457.05 1204522.72 1004537.75 104540.38 104569.06 1004704.40 154708.86 124710.07 104712.07 104715.35 154752.73 104788.93 124790.22 104827.34 104884.92 105005.16 45037.75 105144.94 105330.78 255341.09 205343.28 85400.56 605562.77 55656.66 105719.23 55748.30 125764.42 805804.45 125820.16 405852.49 5005872.83 1005881.90 1005902.46 605906.43 605944.83 1005965.47 1005974.63 1005975.53 1205987.91 806030.00 1006074.34 1006096.16 806128.45 606143.06 1006163.59 1206182.15 2506217.28 1506266.50 1506304.79 606334.43 1006382.99 1206402.25 2006506.53 1506532.88 606598.95 1506652.09 706678.28 906717.04 206929.47 1007024.05 907032.41 1007051.29 507059.11 80	
•	<b>Argon</b>	
•	3925.72 353928.62 503932.55 253946.10 703947.51 73948.98 353979.36 203994.79 354013.86 504033.81 504035.46 204042.89 1504044.42 504052.92 1004072.01 2004072.39 704076.63 254079.57 354082.39 254103.91 1504131.72 3004156.09 354158.59 4004164.18 504179.30 354181.88 504190.71 1004191.03 504198.32 2004200.67 4004218.67 254222.64 254226.99 254228.16 1004237.22 1004251.19 254259.36 2004266.29 1004266.53 704272.17 1504277.53 5504282.90 204300.10 1004300.65 254309.24 704331.20 2004332.03 504333.56 1004335.34 504345.17 254348.06 8004352.21 504362.07 254367.83 504370.75 2004371.33 704375.95 504379.67 1504385.06 504400.10 704400.99 2004426.00 4004430.19 1504431.00 504433.84 504439.46 204448.88 354474.76 1004481.81 2004510.73 1004522.32 204530.55 204545.05 4004564.41 204579.35 4004589.90 4004596.10 154609.57 5504628.44 74637.23 354657.90 4004702.32 154721.59 204726.87 5504732.05 504735.91 3004764.87 8004806.02 5504847.81 1504865.91 504879.86 8004889.04 704904.75 204933.21 354965.08 2005009.33 505017.16 705062.04 705090.50 205141.78 1005145.31 705151.39 55162.29 155165.77 255187.75 205216.81 205221.27 75421.35 55451.65 105495.87 255506.11 55558.70 255572.54 105606.73 355650.70 205739.52 105834.26 55860.31 105882.62 155888.58 255912.09 505928.81 155942.67 55987.30 75999.00 56025.15 56032.13 706043.22 356052.72 106059.37 206098.80 76105.64 106114.92 1006145.44 106170.17 76172.28 1506173.10 106212.50 106215.94 56243.12 256296.87 76307.66 156369.58 76384.72 206416.31 706483.08 256538.11 156604.85 156638.22 256639.74 206643.70 506660.68 56664.05 56666.36 256677.28 1006684.29 356752.83 1506756.16 56766.61 156861.27 206871.29 1506879.58 56888.17 106937.66 506951.48 76960.25 76965.43 99997030.25 1507067.22 99997068.74 1007107.48 257125.82 257147.04 10007158.84 15	
•	<b>Krypton</b>	
•	3906.18 1503920.08 2003994.84 1003997.79 1004057.04 3004065.13 3004088.34 5004098.73 2504109.25 1004145.12 2504250.58 1504273.97 10004282.97 1004292.92 6004300.49 2004317.81 5004318.55 4004319.58 10004322.98 1504351.36 1004355.48 30004362.64 5004369.69 2004376.12 8004386.54 3004399.97 2004425.19 1004431.69 5004436.81 6004453.92 6004463.69 8004475.01 8004489.88 4004502.35 6004523.14 4004556.61 2004577.21 8004582.98 3004592.80 1504615.29 5004619.17 10004633.89 8004658.88 20004680.40 5004691.30 1004694.36 2004739.00 30004762.44 3004765.74 10004811.76 3004825.18 3004832.08 8004846.61 7004857.20 1504945.59 3005022.40 2005086.52 2505125.73 4005208.32 5005308.66 2005333.41 5005468.17 2005562.22 5005570.29 20005580.39 805649.56 1005681.89 4005690.35 2005832.86 1005870.91 30005992.22 2005993.85 606056.13 606420.18 3006421.03 1006456.29 2006570.07 1506699.23 606904.68 100	
•	<b>Xeon</b>	
•	3907.91 1004037.59 1004057.46 2004098.89 1004158.04 2004180.10 10004193.15 5004208.48 3004209.47 1004213.72 3004215.60 1004223.00 3004238.25 4004245.38 5004251.57 1004296.40 5004310.51 5004330.52 10004369.20 2004373.78 1004393.20 5004395.77 5004406.88 2004416.07 1504448.13 5004462.19 10004480.86 5004521.86 1004734.15 6004792.62 1504807.02 5004829.71 4004843.29 3004916.51 5004923.15 5004971.71 2004972.71 4004988.77 3004991.17 1005028.28 2005044.92 2005080.62 10005122.42 3005125.70 1005178.82 1005188.04 3005191.37 4005192.10 1005260.44 5005261.95 5005292.22 20005309.27 3005313.87 10005339.33 20005363.20 2005368.07 2005372.39 5005392.80 1005419.15 30005438.96 8005445.45 3005450.45 2005460.39 4005472.61 10005494.86 1005525.53 2005531.07 6005566.62 1005616.67 3005659.38 3005667.56 6005670.91 1505695.75 1005699.61 2005716.10 2005726.91 5005751.03 5005758.65 3005776.39 3005815.96 1005823.89 3005824.80 1505875.02 1005893.29 3005894.99 1005905.13 2005934.17 1005945.53 5005971.13 3005976.46 20006008.92 2006036.20 10006051.15 20006093.50 6006097.59 15006101.43 4006115.08 1006146.45 1006178.30 1506179.66 1206182.42 3006194.07 5006198.26 1006220.02 1006270.82 5006277.54 4006284.41 1006286.01 1006300.86 2506318.06 5006343.96 4006356.35 6006375.28 2006397.99 1006469.70 3006472.84 1506487.76 1206498.72 1006504.18 2006512.83 3006528.65 2006533.16 1006595.01 10006595.56 1006597.25 4006598.84 1006668.92 1506694.32 3006728.01 2006788.71 1506790.37 1006805.74 10006827.32 2006872.11 1006882.16 3006910.22 806925.53 1006942.11 8006976.18 1006990.88 20007082.15 150	



# P3 Development

- The P3 (Precision Pulsed Plasma) development continues, catering toward the end users' needs and special applications.



Research & Development in  
Dallas, Texas

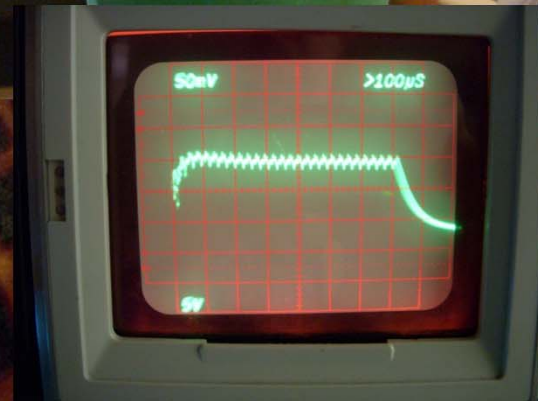


# Assessment and Analysis

- Diligent and careful technical analysis (and sometimes "autopsy") of competitors' products have afforded Pulsed Technologies great insights to superior design .



Shown here is a critical analysis of the once popular Beam Ray device





# DYI EMEM Device (aka "Poor Man's Rife")

- Realizing not everyone has the resources to purchase a device, Holman & Dorneanu have made detailed construction plans openly available for those who wish to build a plasma device.
- Ironically, Many/most of the current manufacturers of Rife designs have constructed from these open design and haven't advanced past these limitations.

an introduction to  
**rife|technology**  
**Poor Man's Rife - HV Plasma Project**



Experimenting with Plasma is certainly within the grasp of most individuals. The original circuit design was a feedback oscillator for a 30,000 Hz type device that have become available in recent years. There are of course limitations to the frequency range, but the basic concept of the lower fundamental frequencies typically in the frequency range.

1. See our other Rife - Contact Device project, this device can also be "triggered" into the PC sound card, software is freely available.



The diagram and sample presented here, should be enough to get you started as a variable oscillator or at least have understood many of the "tricks" for building a system. If you purchase a version of this type, please let the builder understand the principles and necessary precautions involved in its design ... [GMP DO NOT!](#)

The circuit is simple enough that since the original publication, there have been many that have constructed a working device which exhibits the full understanding of necessary safety and design precautions.

**Careless recklessness, or even ignorance of certain electrical principles and absence of necessary design precautions could kill YOU!!!!**

Copyright 2014, James G. Holman, all rights reserved.

High Voltage Oscillator, Feedback Oscillator, Plasma Tube, HV Plasma Basic Components



Other physical configurations are limited only to the builder's imagination, specifications and requirements.

There are only a few suggestions which should be absolutely adhered to:

- Use PROPER high voltage wiring on the tube view.
- Sufficiently protect the user from any exposed high voltage currents.
- Use a proper supply of sufficient current for your application.
- Use an enclosure to sufficiently support and protect your circuit.
- Use materials appropriate to separate the user from dangerous currents.
- Understand the limitations of this type of device and do not exceed those limitations (i.e. frequency).
- Understand the discharge AOD design of the type technology you are working with ...
- SEE CASEFILE!



As anyone progresses in his or her education and experimentation, more accurate and sensitive specialized equipment is desired to more effectively and/or accurately control their equipment. Many safety and construction can be better allocated to signal generation which cannot be easily constructed. There are a slightly accurate, complete control signal generation device depending the optical signal to the plasma unit.




It is strongly encourage everyone to maintain, for safety, and always keep in the working condition, for use responsibly, to show their feeling and through their words.

More detailed technical information can be found on the introduction to Rife Technology website [www.holman.net/lightningtechnology](http://www.holman.net/lightningtechnology)



Copyright 2014, James G. Holman, all rights reserved.



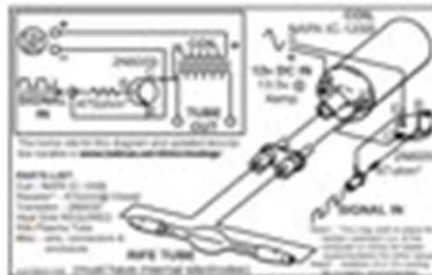
...an introduction to  
**rife|technology**

## Poor Man's Rifle - HV Plasma Project



Experimenting with Plasma is certainly within the grasp of some individuals. The physical circuit shown here is a basic foundation for most ESD type devices that have become available in recent years. There are of course limitations to the frequency range, but handle most of the lower fundamental frequencies typically on most frequency lists.

Like our other RFL - Contact Device project, this device can likewise be "triggered" with the PC speaker circuit (to be installed with the PC sound card), software is freely available.



The diagram and samples presented here, should be enough to get you started on a suitable system or at least better understand many of the "available for purchase" systems. If you purchase systems of this type, **MAKE SURE** the builder understands the principles and necessary precautions necessary in its design ... **ALSO, DO NOT!**

The system is simply enough that since the plasma's signal production, there have been many that have commercially assembled devices which exhibited a lack of full understanding of necessary safety and design precautions.

**Careless workmanship, or even ignorance of certain electrical principles and absence of necessary design precautions could kill YOU!!!**

Copyright 2014, James L. Nichols, all rights reserved.



RFL Plasma Rifle Components



Other physical configurations are limited only to the builder's imagination, specifications and requirements.

There are only a few suggestions which should be absolutely adhered to:

- Use **PROPER** High voltage cabling on the tube (view!)
- Sufficiently protect the user from any exposed high voltage currents
- Use a power supply of sufficient current for your application
- Use an enclosure to sufficiently support and protect your investment
- Use materials appropriate to separate the user from dangerous currents
- Understand the limitations of this type of device and do not exceed those limitations (i.e. frequency)
- Understand the characteristics AND dangers of the type of voltage you are working with ...
- **BE CAREFUL!**



As someone progresses in his or her education and experimentation, more accurate and sometimes specialized equipment is desired more effectively and/or accurately control their equipment. Many saved by self construction can better be allocated to signal generation which cannot be easily constructed. Shown here is a highly accurate, computer controlled signal generator device expanding the optional signal to the plasma unit.

We strongly encourage everyone to examine, imitate, and educate themselves in this amazing science, but most importantly, to share their finding and thoughts with others.

More detailed technical information can be found on the Introduction to Rife Technology website  
[www.kalman.net/highvoltageinfo](http://www.kalman.net/highvoltageinfo)



Copyright 2014, James L. Nichols, all rights reserved.



# Early Bare-Rife Prototypes

- 2 Early RF (Radio Frequency) Systems constructed in late 1990's by Holman & Associates.



Early Research & Development in Dallas, Texas

[www.PulsedTechnologies.com](http://www.PulsedTechnologies.com) [www.PulsedTech.RO](http://www.PulsedTech.RO)



# RifeStation



- Accurate, calibrated, and specialized systems, in the hands of cooperative and qualified clinical research personnel will be instrumental in accurate documentation of this technology

[www.PulsedTechnologies.com](http://www.PulsedTechnologies.com) [www.PulsedTech.RO](http://www.PulsedTech.RO)



# Plasma Exposure to Test Subject



- Plasma Tube encompassing specimen to monitor and record effect in real time



Custom tube design Jimmie Holman  
Fabrication by Barry Allred – Allred Neon



# Proximity Exposure

- It was found, close proximity was not required when working with plasmas
- The inference being, that the modus operandi is NOT a strict EM phenomena
- This meant the microscopes and test instruments themselves did not require any special modifications





# Electronic Imprinting

- Is it not already possible to imprint specific electronic signatures into substances such as water to assist the body in natural repair and regeneration ?



Custom tube design & fabrication  
Barry Allred – Allred Neon

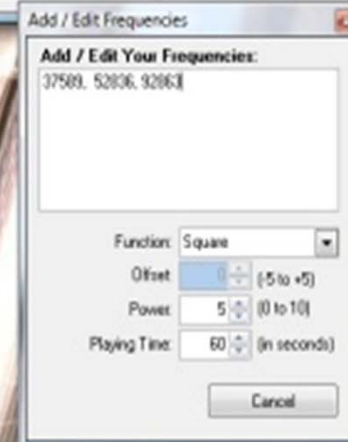
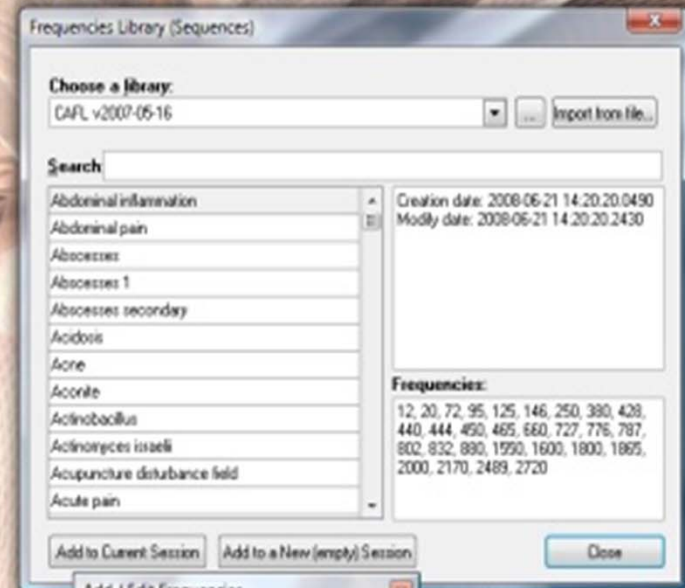
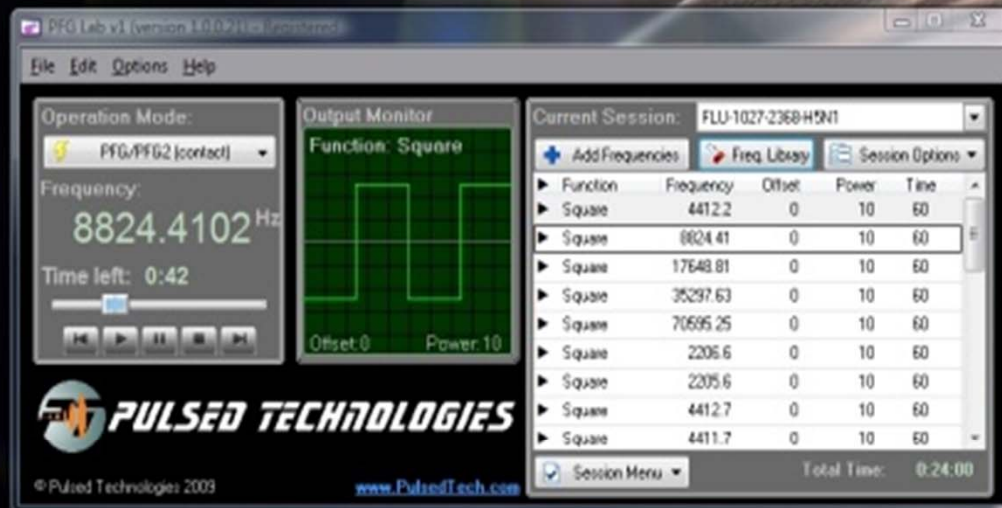


The background of the slide features a dark, textured grid pattern. A large, light-colored semi-circle is centered horizontally, spanning across the middle section. The top and bottom sections of the slide have a similar grid pattern with some glowing, fiber-like structures in yellow and orange. The central text is overlaid on a semi-transparent grey band.

# PFG Lab Software Suite

Pulsed Technologies

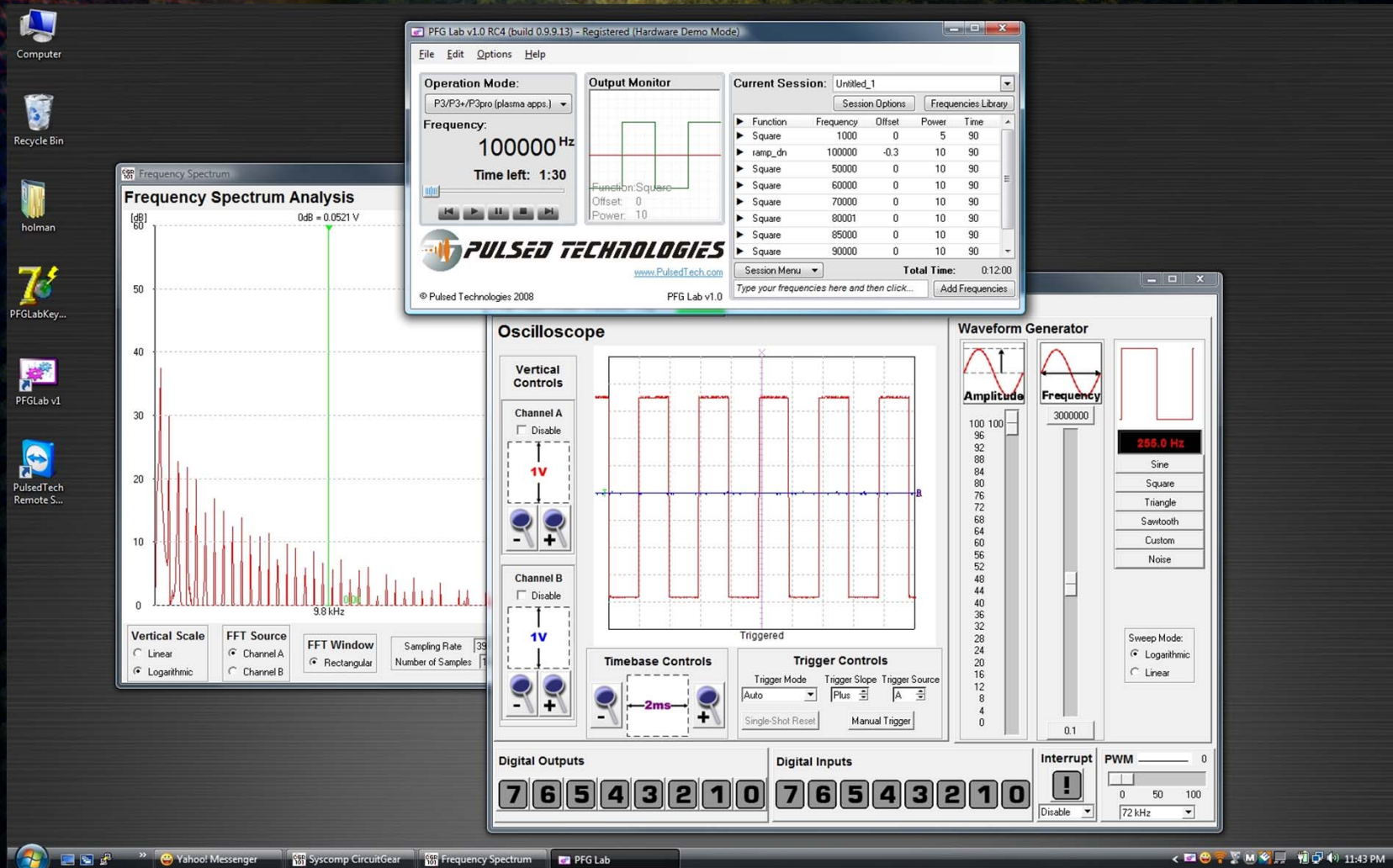




# PFG Lab



# Embedded/Hidden Technology



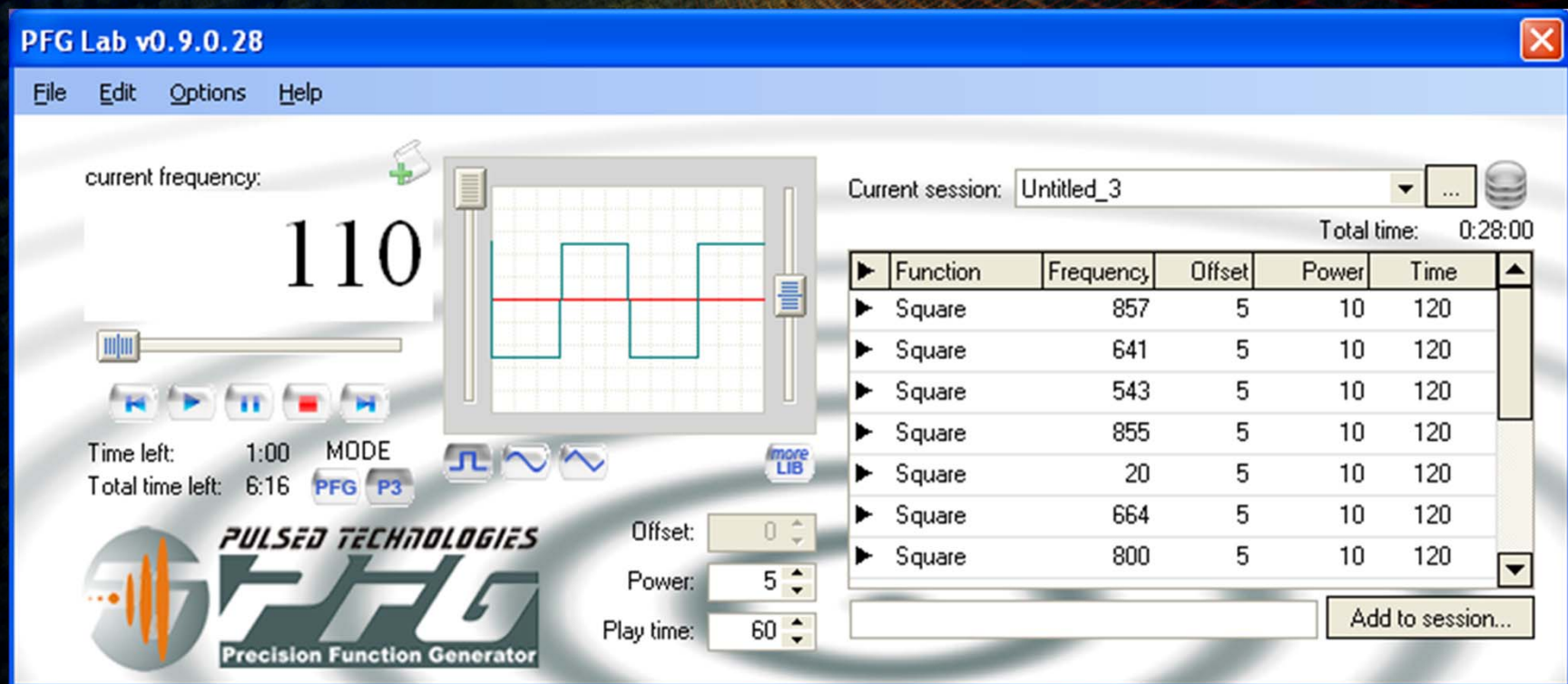
- Pulsed Technologies PFG2x is an example of embedded but not yet released, advanced monitoring and measuring capabilities designed into current technology.

[www.PulsedTechnologies.com](http://www.PulsedTechnologies.com) [www.PulsedTech.RO](http://www.PulsedTech.RO)



# PFG Lab Operating Interface

- Versatile Operating Controls and Extensive Editing of Scripts and Script Library





# PFG Lab Libraries & Editing

**PFG Lab v0.9.0.28**

File Edit Options Help

current frequency: 855

Current session: Untitled\_3 Total time: 0:28:00

Function	Frequency	Offset	Power	Time
Square	857	5	10	120
Square	641	5	10	120
Square	542	5	10	120
burst1.lib	855	5	10	120
burst01.lib	20	5	10	120
Triangular	664	5	10	120
Square				
Sinusoidal				

**Sequence Libraries**

Choose a library: test22 Import from file...

Search:

- Abdominal inflammation
- Abdominal pain
- Abscesses
- Abscesses 1
- Abscesses secondary
- Acidosis
- Acne
- Cancer glioblastoma
- 1

Creation date: 2007-04-08 02:01:42.0930  
Modify date: 2007-04-08 02:01:42.4370

Frequencies:  
1, 20, 72, 95, 125, 146, 250, 380, 428, 440, 444, 450, 465, 660, 727, 776, 787, 802, 832, 880, 1550, 1600, 1800, 1865, 2000, 2170, 2489, 2720

**Parameters**

Function: Square

Offset: 0

Amplitude: 5

Play time: 60

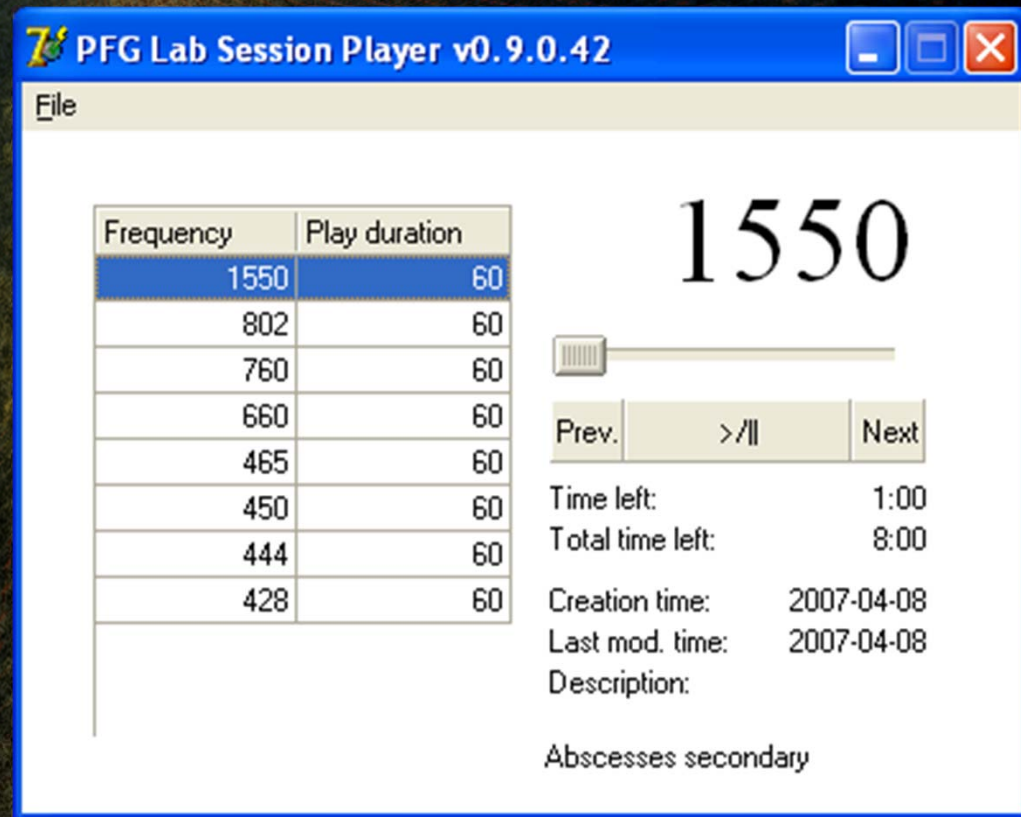
857 641 543 855 20 664 800 832 728 2182  
2180 2128 2008 720

Cancel Set frequencies



# PFG Lab Player

- The “Player” allows easy, use of premade scripts/protocols from the users library or provided by the end-users practitioner.
- The “Player” requires minimal knowledge by the user for practical operation





# Protocol Development

- The Pulsed Technologies team has been tireless in development of sophisticated and effective protocols badly needed in today's environment.
- The information is typically shared via practitioners so as to more appropriately recognize and monitor the desired changes which occur
- Areas of current/immediate investigation are LYME, CANCER, and TOXIC MOLD







**SCIENCE**





**PULSED TECHNOLOGIES**

# The Science of Bioenergetic & Bioelectric Technologies

and other Resonant Frequency Concepts

**PART 4 – SCIENCE, ART, & PHYSICS**

Jimmie L. Holman & Paul V. Dorneanu







***PULSED TECHNOLOGIES***

# The Science of Bioenergetic & Bioelectric Technologies

and other Resonant Frequency Concepts

**PART 4 – SCIENCE, ART & PHYSICS**

Paul V. Dorneanu & Jimmie L. Holman








# The Science, Art & Physics

The Underlying Mechanisms



[www.PulsedTechnologies.com](http://www.PulsedTechnologies.com) [www.PulsedTech.RO](http://www.PulsedTech.RO)



# Modus Operandi

- Destructive
- Constructive
- Supplemental
- Combinations



# Modus Operandi

- **Destructive**
- Constructive
- Supplemental
- Combinations



# Cellular Destruction 1 (*video*)





# Cellular Destruction 2 *(video)*





# Cellular Destruction 3 (*video*)





# Cellular Destruction 4 (*video*)





# Cancer Scenerio

Before Exposure



24 hrs  
After  
Exposure



After 2<sup>nd</sup> Exposure  
24 hrs later





# Cancer (before exposure)






# Cancer (24 hrs after exposure)





# Cancer (24 hrs after 2<sup>nd</sup> exposure)





# Jimmie L. Holman

Those who choose to look at Rife ONLY in the destructive mechanisms that have typically become associated with the technology, ... are probably missing out on about 98% of the capabilities the science has to offer.



*Jimmie Holman  
Pulsed Technologies*



# Modus Operandi

- Destructive
- **Constructive**
- **Supplemental**
- Combinations




The background of the slide is a complex, abstract composition. It features a dark, textured grid pattern that resembles a digital or scientific mesh. Overlaid on this grid are various energy field-like patterns, including glowing orange and yellow lines that form a network of interconnected paths. There are also areas of blue and green, suggesting a multi-dimensional or quantum-like space. The overall effect is one of dynamic energy and complex structure.

# Energy Fields

Coherent Forms and the Biological Templates



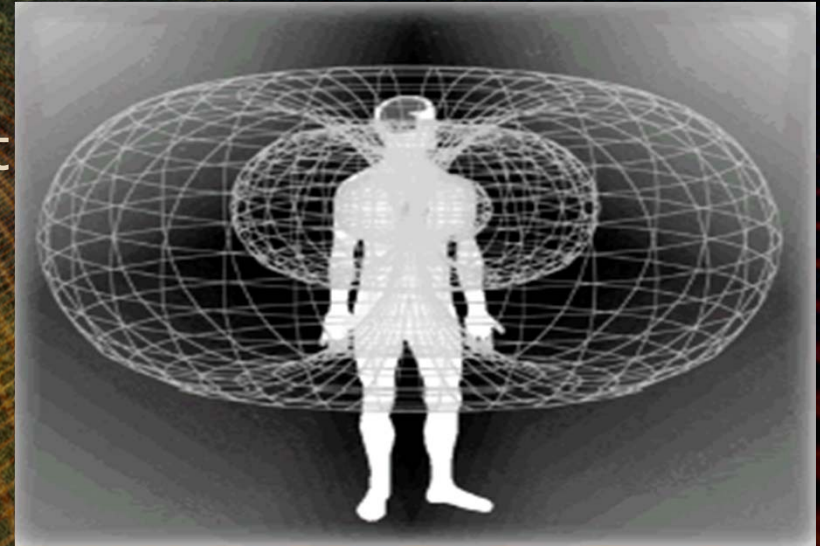
# All Living Organisms Evolved & Exist in a Sea of Electromagnet Energy





# The Human Energy Field


- The human body continually has energy moving through it which creates an organizing Quantum Electro Dynamic Field that creates, surrounds and permeates the matrix of the body
- This standing energy field may regulate the neural and chemical control systems of the body
- This field is the primary information system of the body and is involved in pattern formation






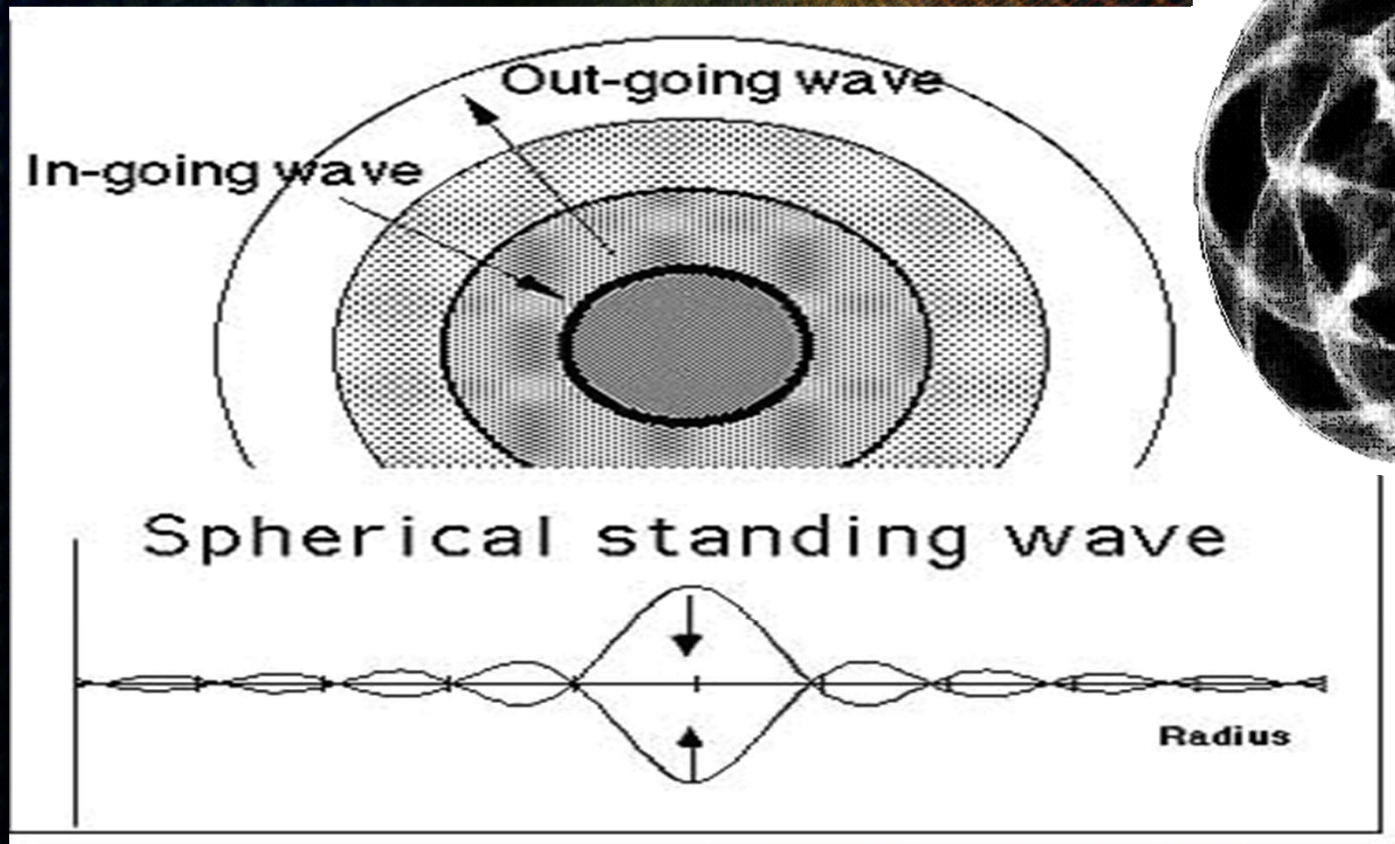
# Wave Interaction

- According to quantum theory, an entity whether it is an atom or a molecule simultaneously possesses both localized (particle) and distributed (wave) properties.
- When two waves come together they interact with each other producing an interference pattern, this is a pattern capable of holding information.






# Biological Cells & Tissues are Organized by Standing Waves





# Coherent Forms

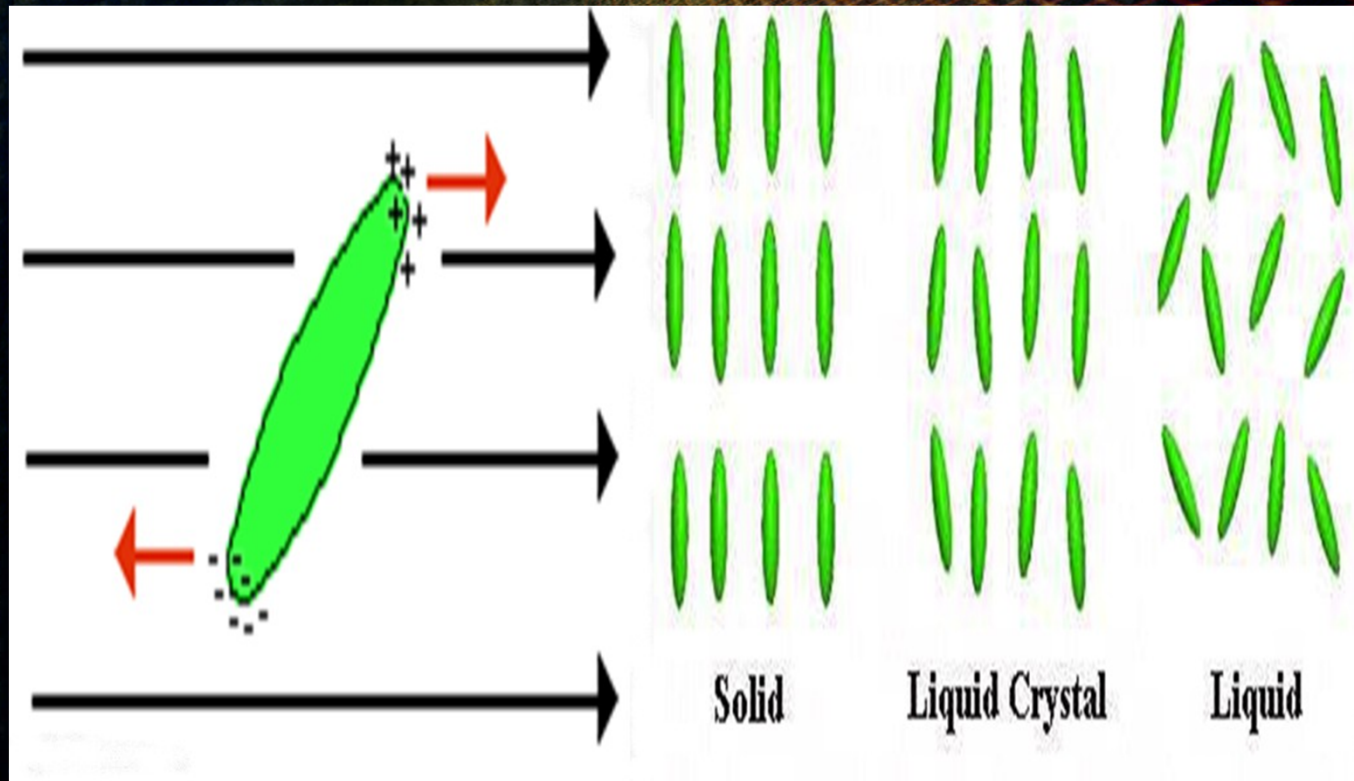
- Physical forms are representative of the energy fields present. Energy is stored in coherent forms





# Liquid Crystal Arrays

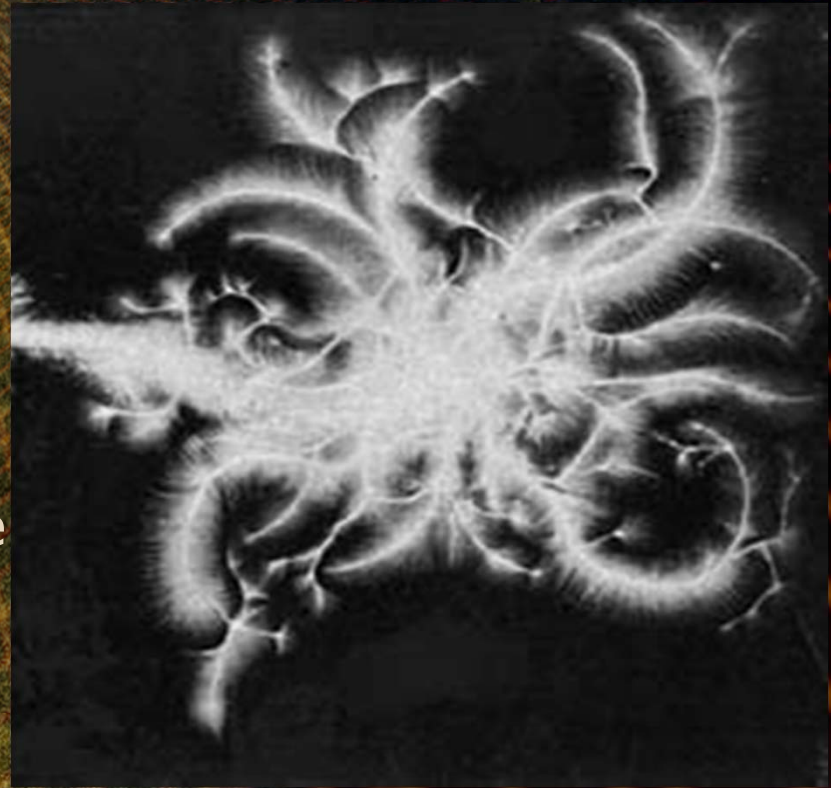
- Biological molecules are -Liquid Crystals, which will array in coherent patterns when exposed to EMFs





# The Human Template

- According to Robert Becker the body has a DC electric field (Becker, 1990).
- According to Valerie Hunt, changes occur in the human energy field prior to changes occurring in physical systems (Hunt, 1989).
- One could theorize that disease and healing manifests first in the energy matrix and then the physical matrix
- Therefore reorganization of damaged energy matrix could facilitate healing.





# Regeneration into the Matrix





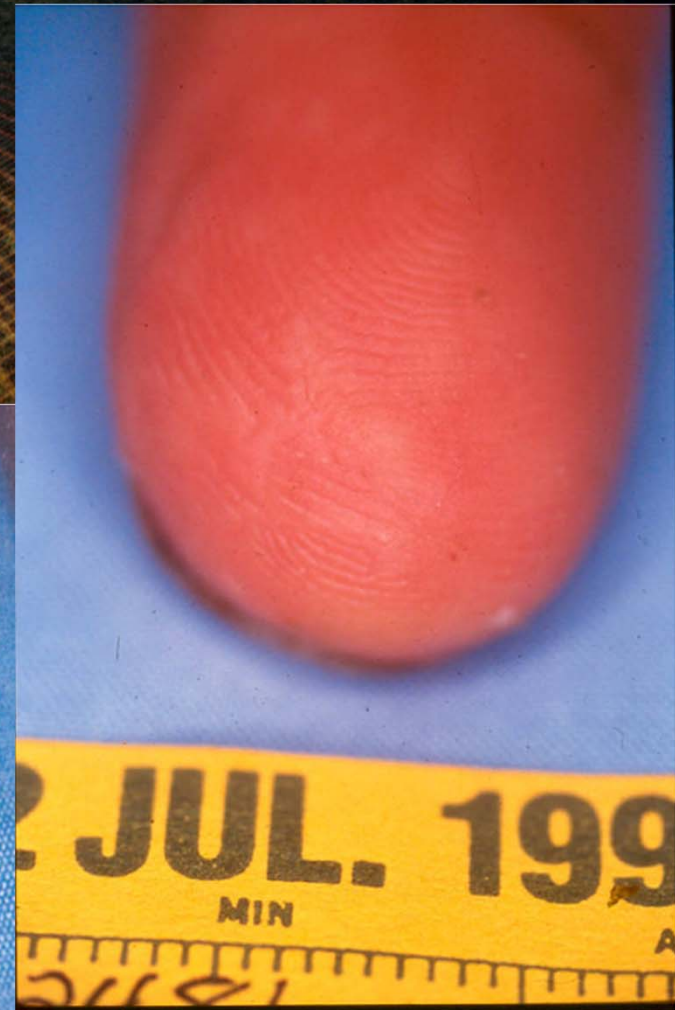
# Continued Regeneration





# Complete Regeneration

- Regeneration complete including fingernail and unique fingerprint





# Chemical vs. Electrical System

- Conventional medicine approaches the body as a BioCHEMICAL system rather than a system controlled by a
- Voltage/current    pH
- Measurement of pH is really an indicator of voltage/current

[insert photo/drawing]



# Healing = Voltage = pH

- Text1
- Text2

[insert photo/drawing]



# Fundamental Philosophy

- We don't get well by making defective cells work
- We get well by making NEW cells work correctly
- Pharmaceuticals are not needed to make new cells
- Pharmaceuticals may buy time for the body to repair
- The key to solving chronic disease is to make the cells work and/or work better
- The cells MUST have the needed materials (nutrients, fats, proteins) available for use.
- The cells MUST have the needed energy (electrical charge) to power the metabolic functions.



# pH (Potential Hydrogen) Basics

- Water ( $\text{H}_2\text{O}$ ) ionizes into:  
Hydrogen ( $\text{H}^+$ ) ions and Hydroxyl ( $\text{OH}^-$ ) ions
- **ACIDIC (<7pH)** – there exist more  $\text{H}^+$  ions than  $\text{OH}^-$  ions
- $\text{H}^+$  is an ELECTRON STEALER
- **ALKALINE (>7pH)** – there exist more  $\text{OH}^-$  ions than  $\text{H}^+$  ions
- $\text{OH}^-$  is an ELECTRON DONOR
- A **pH of 7.0 is NEUTRAL** (neither acid or base/alkaline and represents a voltage potential of 0)
- Chronic disease is almost always associated with ACIDIC pH
- Health is associated with a slightly ALKALINE pH



# pH Scale Examples

pH = 0
pH = 1
pH = 2
pH = 3
pH = 4
pH = 5
pH = 6
pH = 7
pH = 8
pH = 9
pH = 10
pH = 11
pH = 12
pH = 13
pH = 14

- 0 - Battery Acid
- 1 - Hydrofluoric Acid (Stomach Lining)
- 2 - Lemon Juice, Gastric Acid, Vinegar
- 3 - Grapefruit, Orange Juice, Sodas
- 4 - Tomato Juice, Acid Rain
- 5 - Softened Drinking Water, Black Coffee
- 6 - Urine, Saliva
- 7 - "Pure" water
- 8 - Sea Water
- 9 - Baking Soda
- 10 - Salt Lake, Milk of Magnesia
- 11 - Ammonia Solution
- 12 - Soapy Water
- 13 - Bleaches, Oven Cleaner
- 14 - Liquid Drain Cleaner

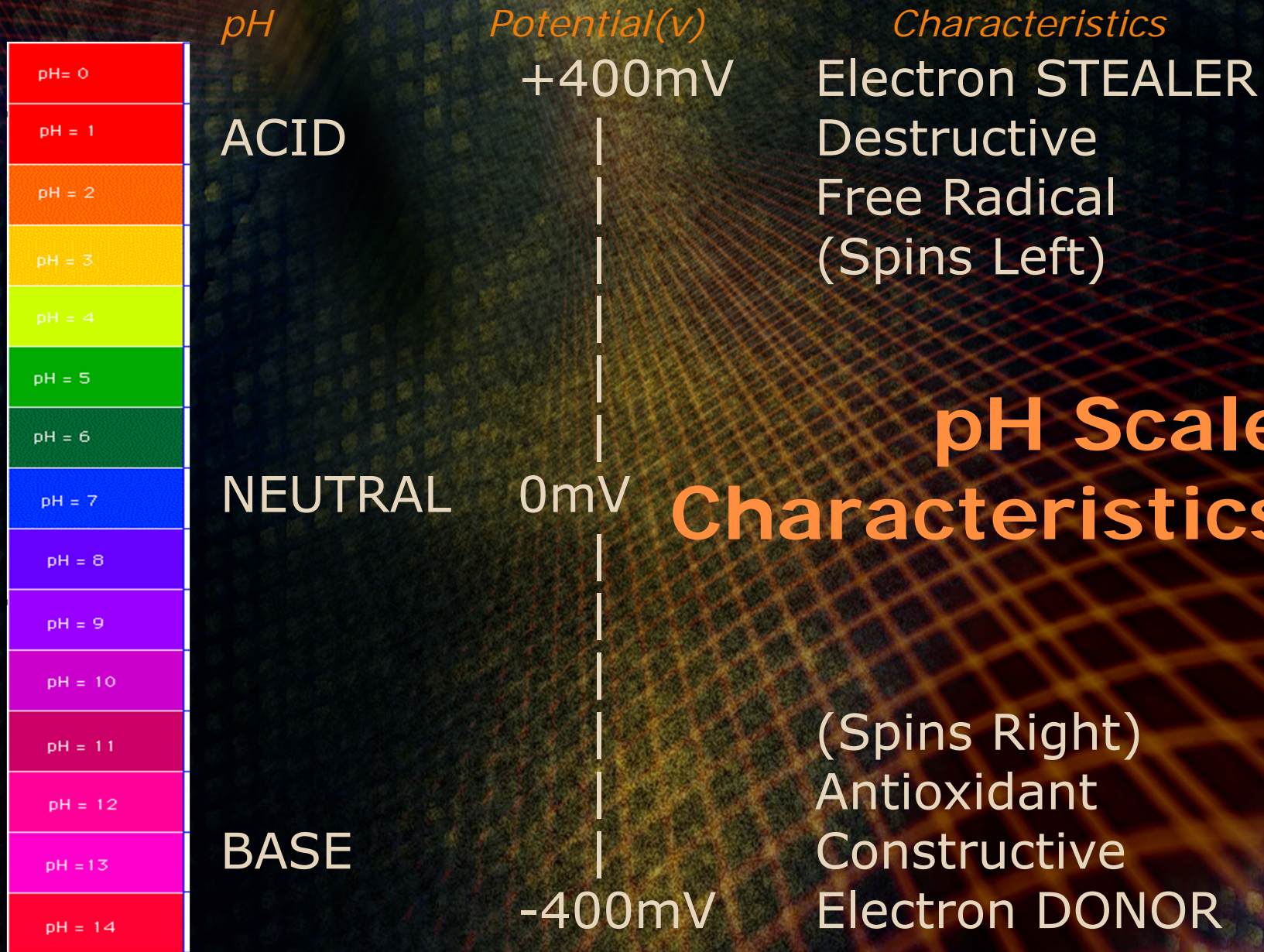


# pH Scale – Concentration of Hydrogen Ions Compared to Distilled Water

pH = 0	10,000,000
pH = 1	1,000,000
pH = 2	100,000
pH = 3	10,000
pH = 4	1,000
pH = 5	100
pH = 6	10
pH = 7	1 (neutral)
pH = 8	1/10
pH = 9	1/100
pH = 10	1/1,000
pH = 11	1/10,000
pH = 12	1/100,000
pH = 13	1/1,000,000
pH = 14	1/10,000,000

- pH = potential Hydrogen Ions
- pH is largely an ELECTRICITY related measurement







# Voltage – pH - Pain

- Alteration of pH toward the Acidic is interpreted by the brain as PAIN
- Correcting the pH CURES the PAIN
- Conventional Drugs simply BLOCK the pain “signal” (the cause still exists)\*
- Chronic pain is always associated with a loss of voltage (acidic pH) [Tennant]

*\* NOTE: Typical opiates indeed block the perception of pain, typically side effects include confusion, sedation, nausea, constipation, addiction, and suspected suppression of immune system and other biological processes.*



# Voltage - Healing - Disease

- Cells in the body typically run at about -22 (to 30) mV
- During repair, voltage is increased to -50 mV until repair is accomplished.
- “Problems occur when the cell runs out of Voltage before healing is accomplished”
- Metabolic cellular functions simply don't function well when the cell is in a low voltage state.
- At +30mV, Damage to DNA and production of tumors occur



*IMPORTANT NOTE: Voltage reference source: Dr. Jerry Tennant, M.D., Healing Is Voltage, p3. The quantitative values supplied here are for relative concept only as specific values contradict accurately measured systems given elsewhere in this presentation*



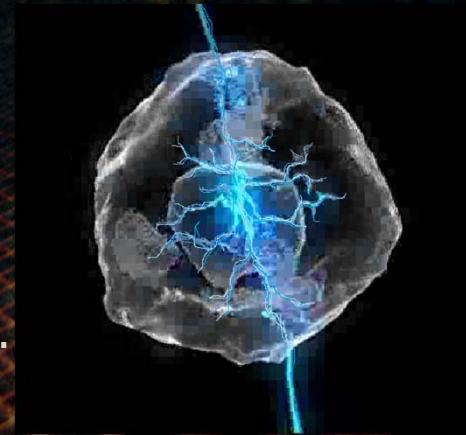
# Longevity, Aging & Healing

- In both aging (Barker, 1983) and degenerative conditions cells lose their membrane charge. Photo and **frequency therapy has the ability recharges cell membranes.**
- The cells can then use this energy in many ways; but most especially in **production of ATP**, the “energy currency” of the living tissue.
- In restoring the charge of the cells that are functioning sub-optimally, the body can be moved naturally towards a state of health, which is manifested by faster tissue regeneration (Vodovnik, 1992).



# 3 Underlying Themes

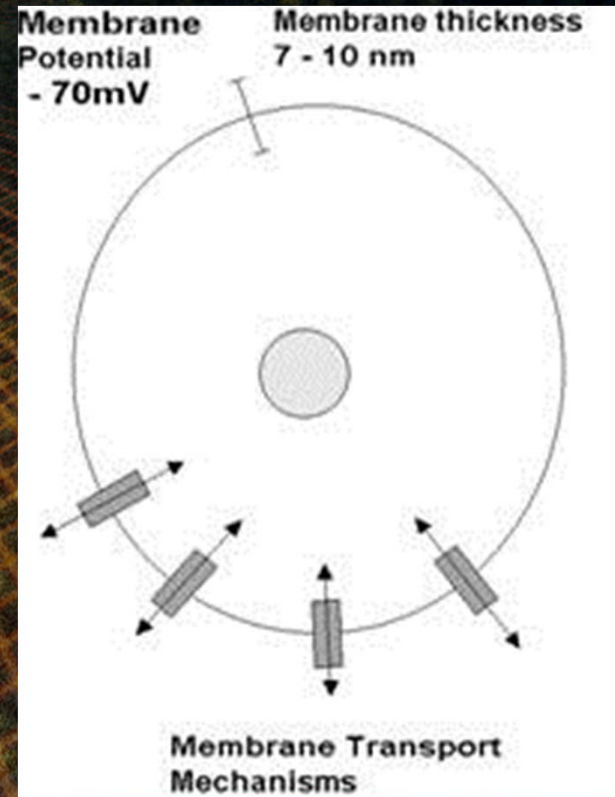
- **Endogenous electrical activity of the body can be used as indicator of a particular pathological process without attributing a cause/effect relationship.** [Edelberg 1971, 1977 Marino et al. 1989, Woodrough et al 1975]
- **Endogeneous electrical activity of the body acts as an initiator, control mechanism or modulator of the post embryonic growth & healing processes.** [Becker et al. 1962, Becker 1967, 1974, Borgens, Foulds and Barker 1983, Kinkle et al. 1981, Illingworth and Barker 1980, Patel and Poo 1982]
- **By enhancing the endogeneous electrical activity of damaged tissues, the growth and/or healing processes can be stimulated or enhanced** [Brighton et al 1981, Brown et al. 1988, Carley and Wainapel 1985, Kincaid 1989, Kloth and Feedar 1988, Reed, Rowley et al. 1974, Wheeler et al. 1969]





# The Bioelectric Cell

- Every Living cell has a membrane potential, (appx -70mV) with the inside of the cell being **NEGATIVE** relative to its external **POSITIVE** surface.
- Cell membrane potential is strongly linked to cell membrane **TRANSPORT MECHANISMS**
- Most of the material that crosses the cell membrane is ionic (**CHARGED** movement of **CHARGED PARTICLES**)
- **Movement of CHARGED PARTICLES influences MEMBRANE POTENTIAL**
- **Change of MEMBRANE POTENTIAL influences ion/CHARGED PARTICLE MOVEMENT**

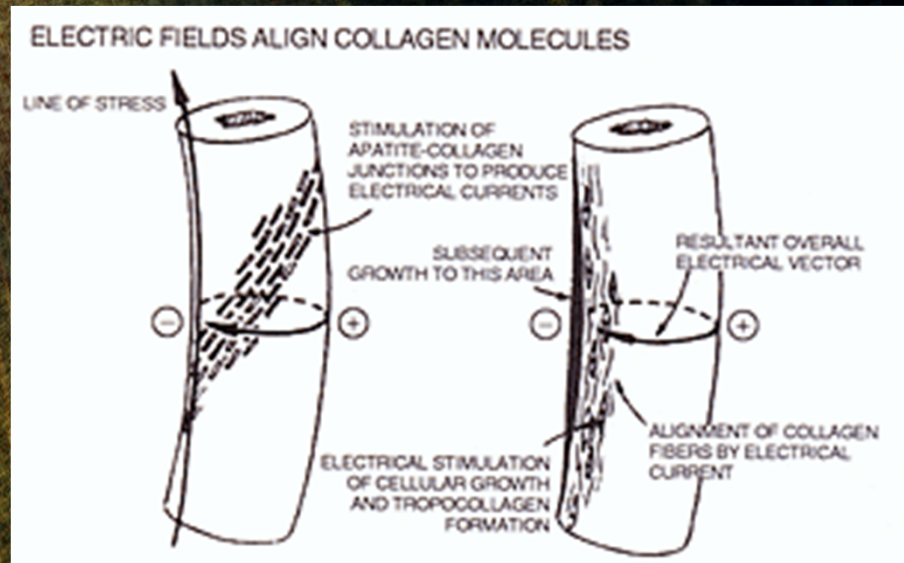




# Endogenous Bioelectricity

- **TISSUE BATTERIES** and other tissues found in bone, skin, muscle, nerve and produce a potential difference (**VOLTAGE**) between parts of the tissue.

- This voltage is **DIFFERENT** in injured and non-injured situations

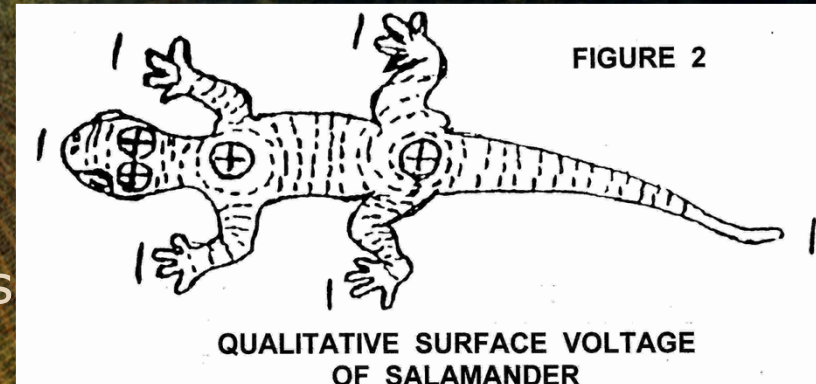


- **BONE** exhibits piezoelectric potentials, streaming potentials, and steady potentials [Fukada 1984, Pollack et al. 1984, Friedenbergs et al. 1973, Borgens 1984, Chakkalakal et al. 1998]
- **SKIN** responses to physical and psychological stimulation and injury [Barker et al. 1982, Edelberg 1968, Foulds and Barker 1983, Christi and Venables 1971, Millington and Wilkinson 1983, Venable 1989]
- **MUSCLE** [Betz et al. 1984, 1986]
- **COLLAGENOUS BASED TISSUES** [Anderson and Eriksson 1968, Athenstaedt 1970]



# Endogenous Bioelectricity

- **GROWING & DEVELOPING TISSUES** exhibit numerous and interesting bioelectric activities

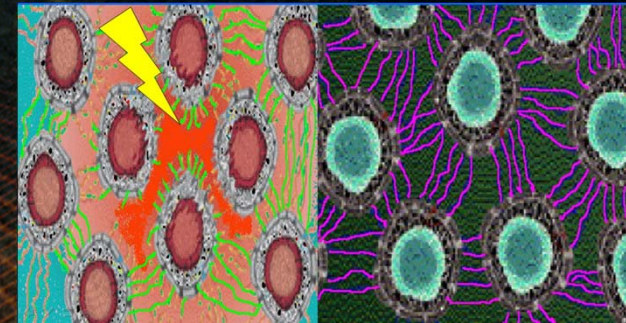


- **Amphibian Limb Regeneration** [Borgens 1982, Becker 1961, Sissen 1983]
- **Mammalian Partial Limb Regeneration** [Neufeld 1989, Becker 1972]
- **Rabbit Ear Regeneration** [Chang and Snellen 1982, Goss 1981]
- **Fingertip Amputation and Regeneration** in children [Illingworth and Barker 1980]
- **Embryology and Morphogenesis** [Robinson 1989, Jaffe 1981, 1986, Jaffe and Nuccitelli 1977, Nuccitelli and Erickson 1983]



# Endogenous Bioelectricity

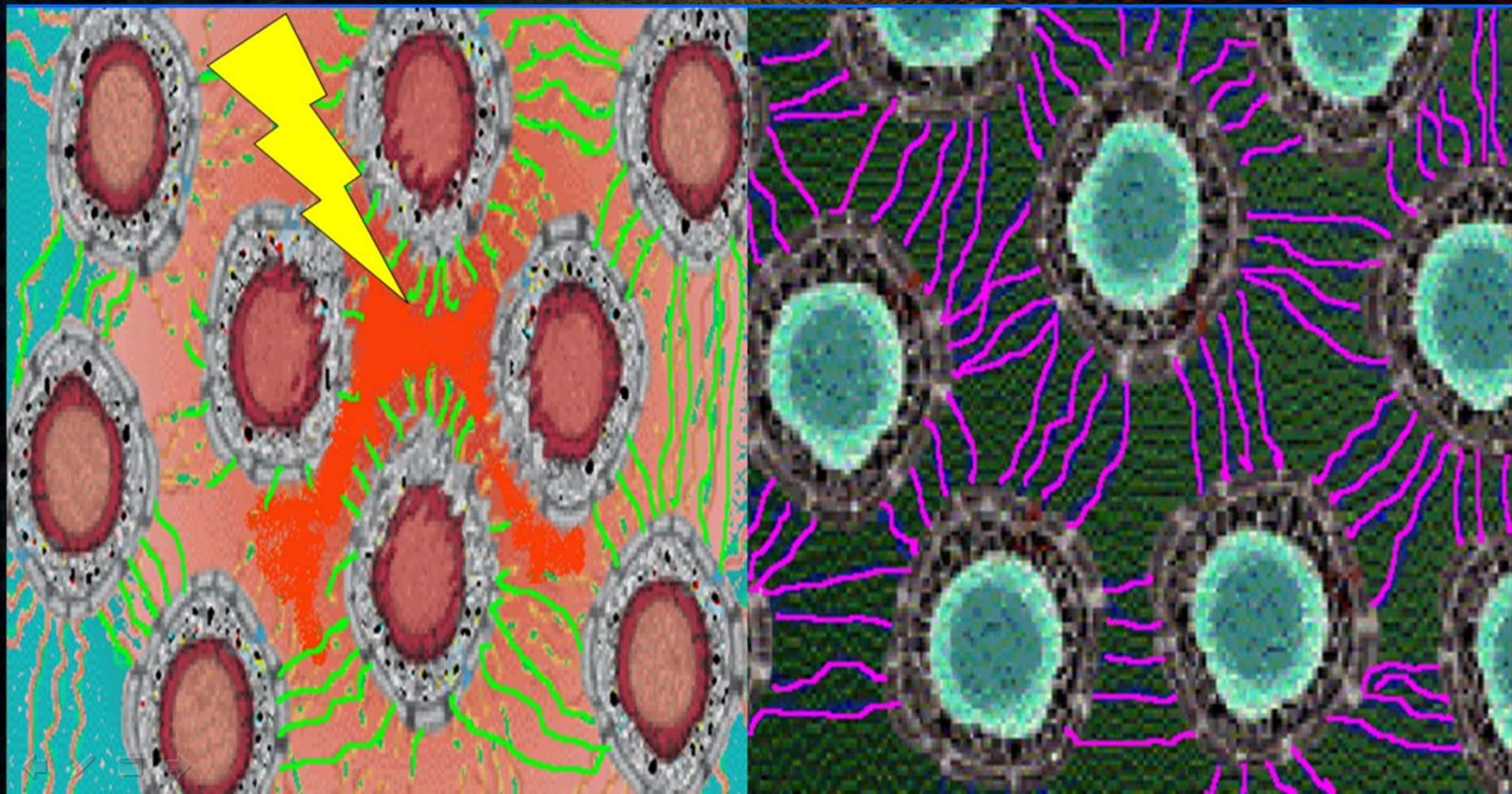
- **INJURED TISSUES** reported to be electrically active, and this appears to be more than an epiphenomenon.
- Origin of the injury potential remains debatable [Nordenstrom 1983, Thakor and Webster 1978, Becker 1967, 1974]
- Tissues which have demonstrable electrical changes on injury include:
  - **SKIN** [Barker et al. 1982, Foulds and Barker 1983, Jaffe and Venable 1984, Venable 1989]
  - **BONE** [Friedenberg et al. 1973, Lokietek et al. 1974, Chakkalal et al. 1988, Borgens 1984]
  - **MUSCLE** [Lokietek et al. 1974, Betz et al. 1984]
  - **NERVE** [Shibib et al. 1988a,b, Borgens and McCaig 1989]
  - **BLOOD VESSELS** [Sawyer et al. 1953]
  - **ULCERS & OTHER SKIN WOUNDS** appear to have electrical links [Carley and Wainapel 1985, Rowley 1985, Griffin et al. 1991, Kolth and Feedar 1988, Reed 1988]





# Disease / Breakdown

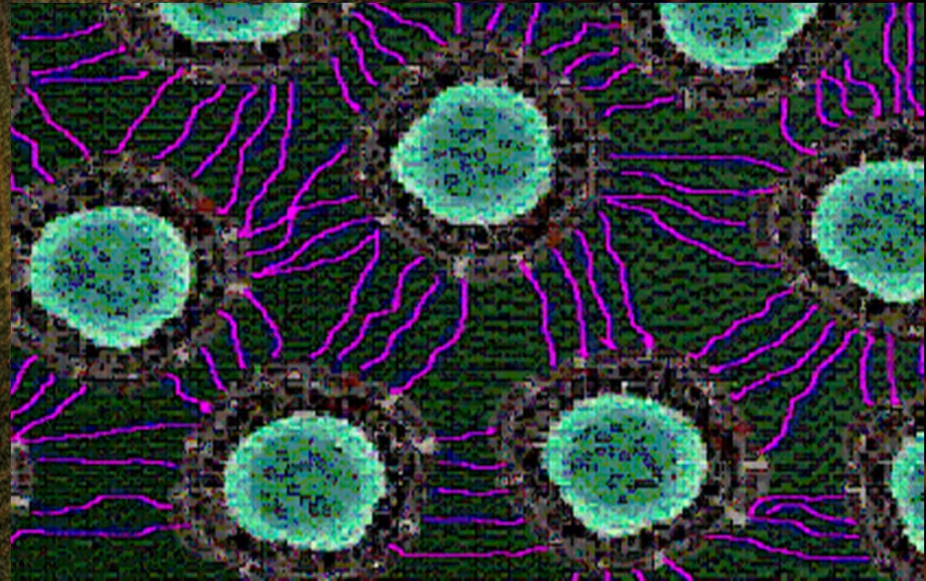
- Disease may be a result of the breakdown in integrity of the connections within and between the cells





# Electrical Restoration

- Use of frequencies that match biological resonance promote healing
- By restoring current flow, recharging cell membranes, improving cell-to-cell communication,
- And by increasing nutrient uptake by cells, toxin release, protein synthesis, energy production, etc.





# Dr. Steve Haltiwanger, M.D., C.C.N

## The Electrical Properties Of Cancer And Disruption Of The Living Hologram:

By: Steve Haltiwanger, M.D., C.C.N.

Subtitle: The Truth is Out There

9/23/2003

## Biological Energy And Electronic Nutrition

by Steve Haltiwanger MD



## Cell Membrane Health And Electronic Nutrition™

by Steve Haltiwanger MD

## The Science of Phototherapy

Steve Haltiwanger, M.D., C.C.N.


- These presentations will also be available for download at <http://www.PulsedTech.RO/haltiwanger>

[www.PulsedTechnologies.com](http://www.PulsedTechnologies.com) [www.PulsedTech.RO](http://www.PulsedTech.RO)



# Destruction or Healing

- With Rife technology, pathogens can be oscillated to destruction by applying specific frequencies that increase their resonant frequency amplitude.
- Healing of cells and tissues can also be enhanced by the correct resonance, since every substance has its own unique vibration or signature.
- HOW?





The background of the slide is a dark, textured surface with a grid pattern. A large, light-colored semi-circle is centered horizontally, spanning most of the width. The semi-circle has a subtle gradient and is surrounded by faint, glowing lines and patterns, giving it a three-dimensional appearance. The overall color palette is dark with hints of blue, green, and orange.

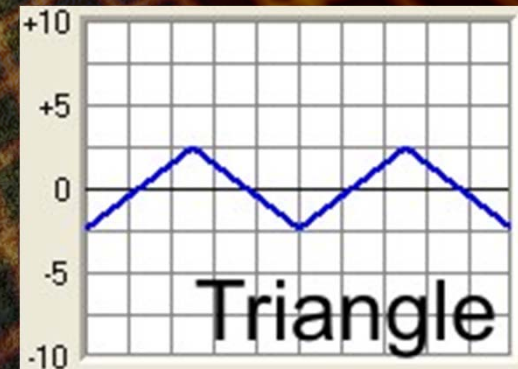
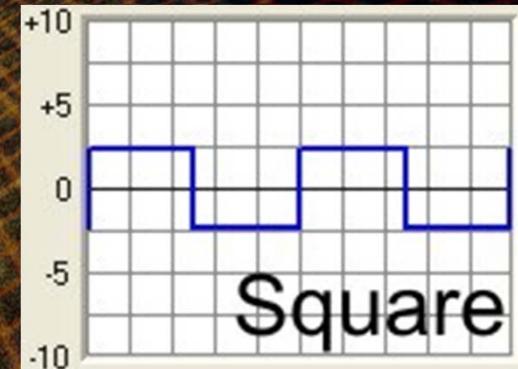
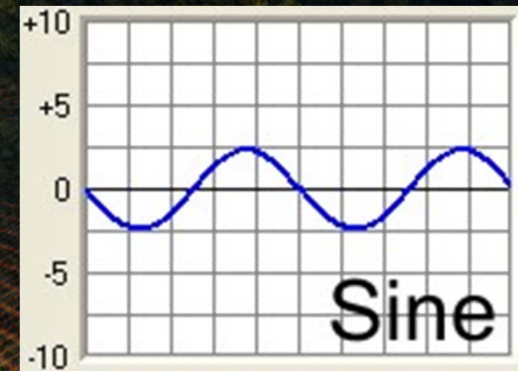
# Waveform

Frequency, Wave Shape and Important Characteristics



# Basic Waveforms

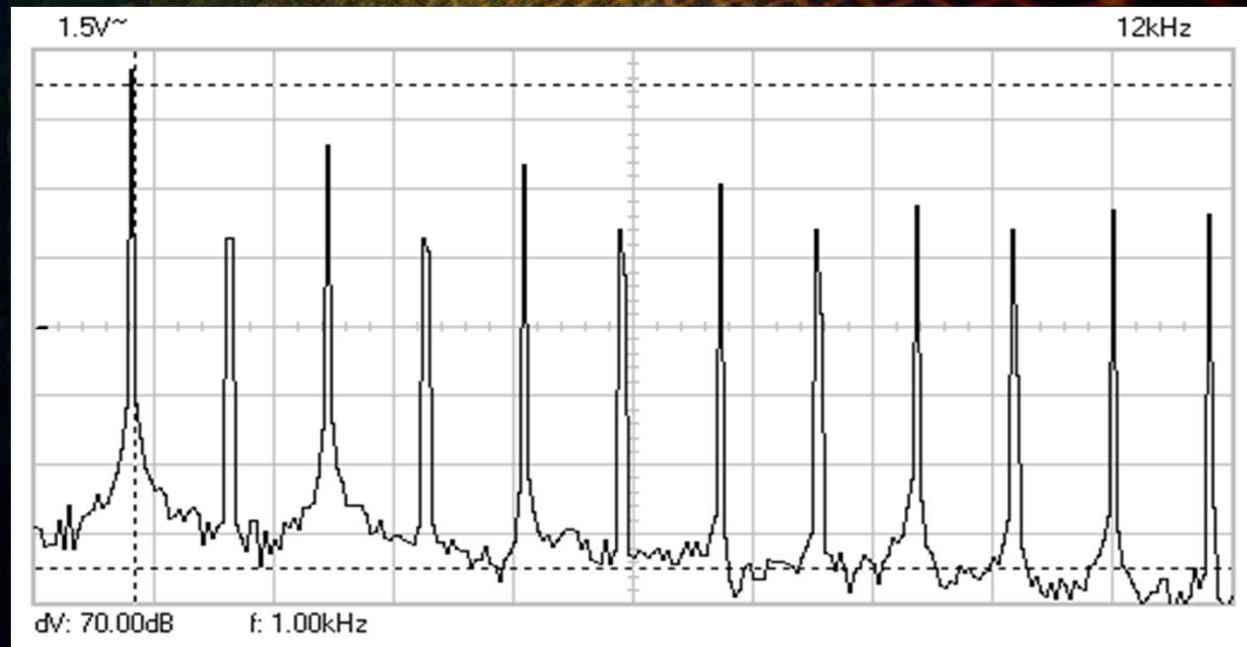
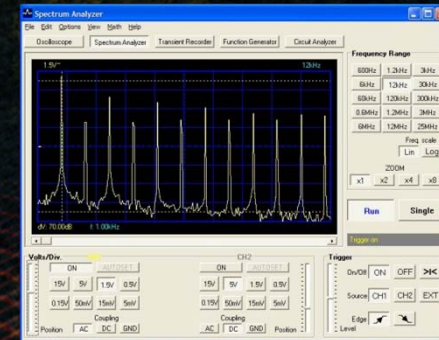
- **SINE** Wave
- **SQUARE** Wave
- **TRIANGLE** Wave  
(also called "sawtooth")





# Harmonics

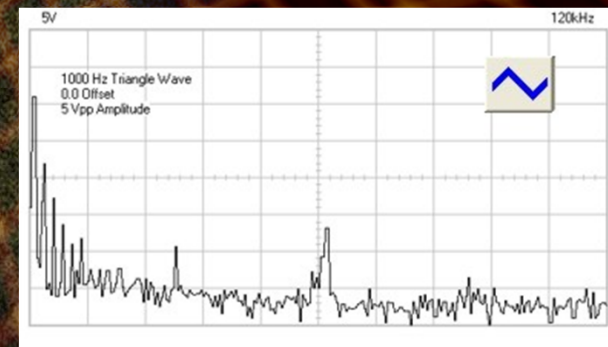
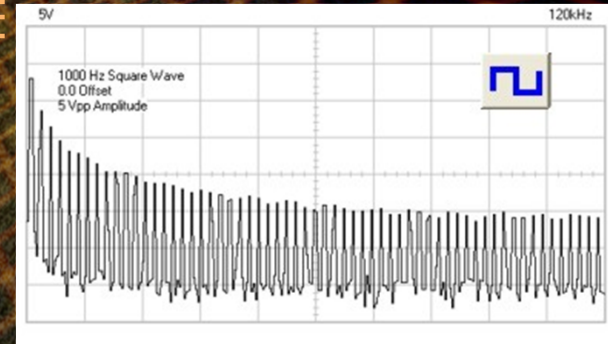
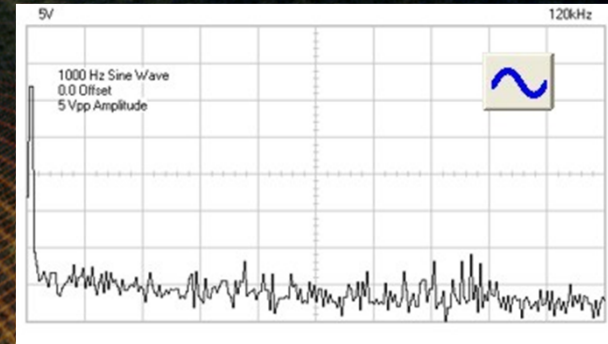
- Harmonics are MULTIPLES of the generated wave
- Depending on the type of wave, the energy may also be exhibited in and shared in the harmonics





# Harmonic Spectral Analysis

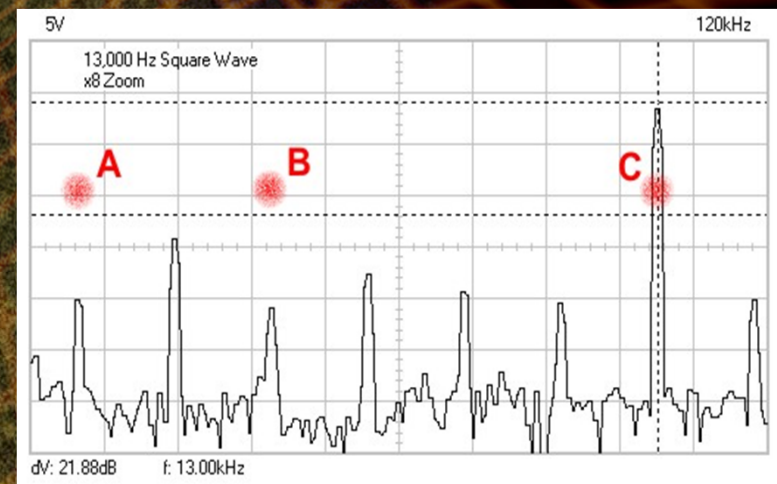
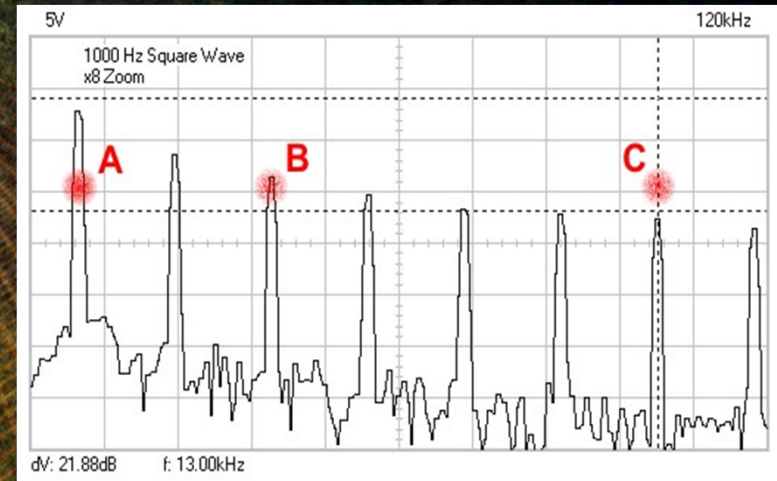
- **Sine Wave** has virtually **NO** harmonics; all power is utilized at "fundamental" frequency
- **Square Wave** has an **ABUNDANCE** of harmonics which diminish in amplitude (power) with each successive harmonic. Power is spread across spectrum
- **Triangle Wave** also contains harmonics but are **limited** to relatively close to the fundamental frequency. These harmonics also reduce in amplitude (quickly). Most power is concentrated near fundamental frequency





# Harmonic Targeting - HF

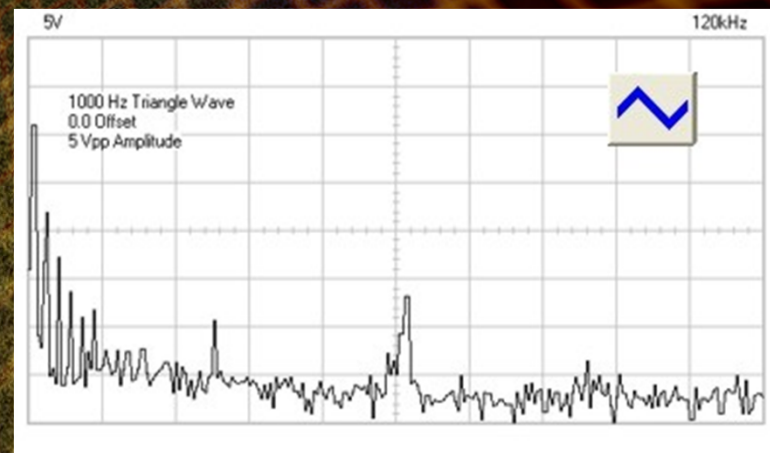
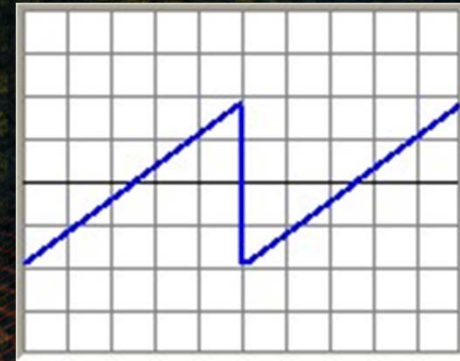
- Pathogen Destruction requires BOTH accurate frequency AND substantial amplitude to bring about energy transfer/destruction.
- If the MOR of a pathogen is much higher than the fundamental frequency, the harmonic may not have enough amplitude to bring about change, coupling or destruction
- Pulsed Tech equipment typically has the ability to generate the higher frequencies at full power to bring about the desired effects.





# Modified Triangle

- **Ramp Up** and **Ramp Down** both maintain characteristics of the **Triangle** Waveform previously discussed
- When used with the P3 devices **Ramp Down** has definite advantages for optimizing signal to better drive output





# Waveform Emission Strategy

Relative Visual Tube Output

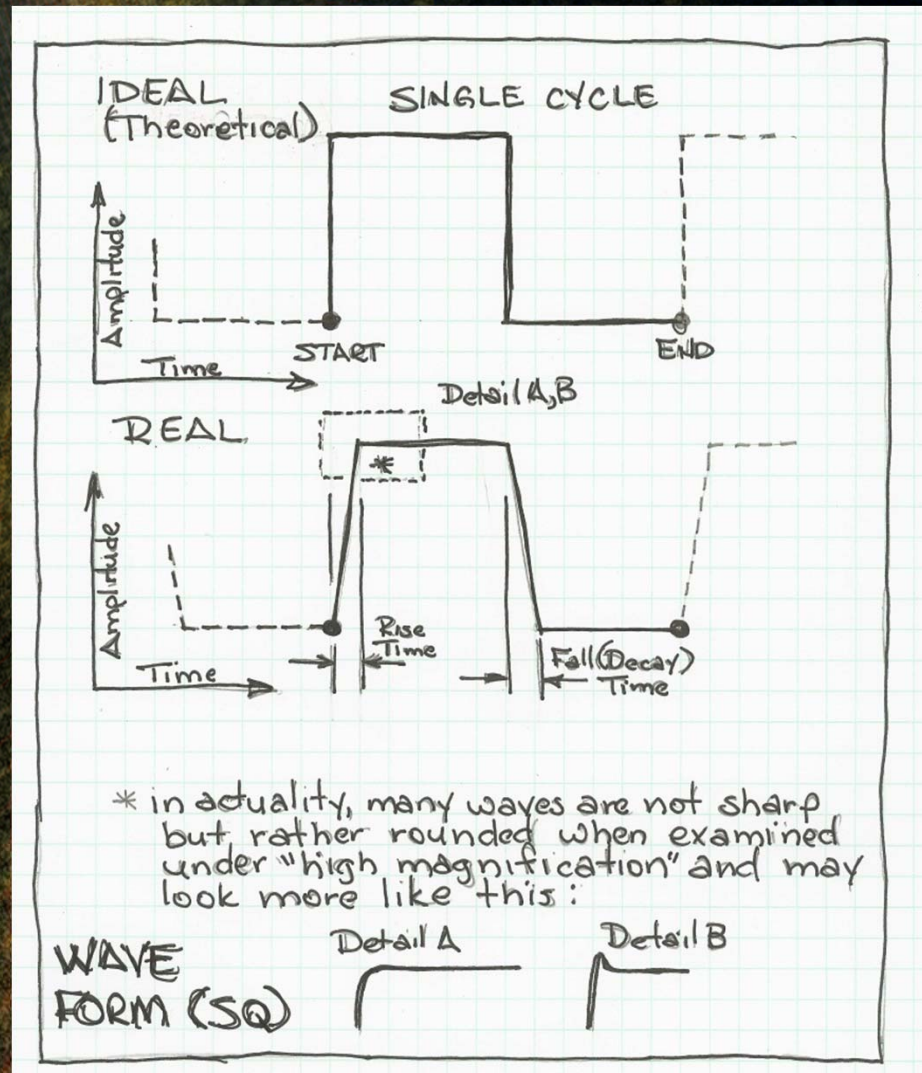


Bottom Trace - Function Generator Signal Output  
Top Trace - IR Sensed Tube Output



# Waveform "Rise Time"

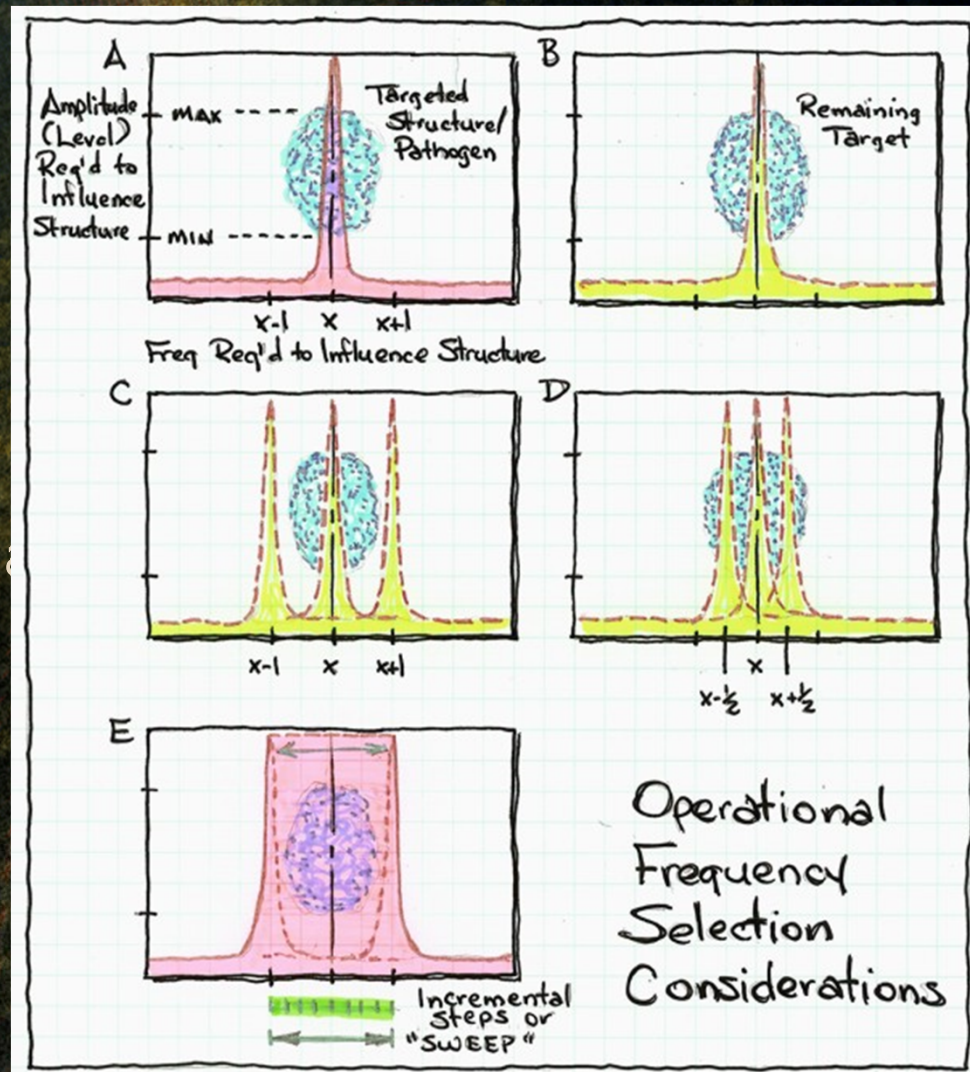
- Rise Time is a SUPER IMPORTANT characteristic when dealing with biological issues.
- Slow Rise Time is recognized by the body as a "foreign" signal and is filtered out by biochemical changes.
- Fast rise times and short duration pulses can pass across cell membrane while slower wave characters are ignored AND filtered.





# Frequency Accuracy / Sweeps

- First it is **ridiculed**;
- Second, it is violently
- Third, it is **accepted**





# GOOD Example of a BAD EXAMPLE

I am sure EVERYONE has seen some iteration of this MLM distributed device

- Market "Targets" the technically ignorant and Desperate
- Provides a "mindless" solution
- Constantly changes name to "protect the guilty"
- Has been sold as ElectroSpectrum, Quantronics, ScalarTronics, Infinitech, ElectroMagic, AstroPulse, NatureTronics, EnergyWellness, BioSolutions, Global Wellness (to name a "few")




*Latest Generation is  
Global Wellness – Wellness Pro  
(pictured on right)*



# Analysis

Careful / diligent examination and autopsy:

- **Masked/hidden** frequency library
- **Limited** to 550 frequencies
- **Poor waveform** performance = potential "effectiveness" issues
- VERY **low frequencies**
- Documentation and distribution channels **contaminated** with legal issues and liabilities





# Hidden/Unknown Frequency "CODES"

- Meticulous testing and measurements with the proper equipment enable us to determine precisely what frequency is embedded for each "code" however **these measurement capabilities are not typically available to most users.**

- NOTE very low frequency limitations

• 1	10 k	• 26	625	• 51	47.5
• 2	1.1 k	• 27	600	• 52	45
• 3	3 k	• 28	465	• 53	40
• 4	2.7 k	• 29	444	• 54	35
• 5	2.5 k	• 30	410	• 55	28
• 6	2.2 k	• 31	380	• 56	27.5
• 7	2.1 k	• 32	330	• 57	26
• 8	2.0 k	• 33	320	• 58	20
• 9	1.8 k	• 34	250	• 59	18
• 10	1.6 k	• 36	230	• 60	12
• 11	1.5-1.6 k ?	• 37	220	• 61	10
• 12	1.5 k	• 38	200		
• 13	1000	• 39	190		
• 14	880	• 40	160		
• 15	832	• 41	148		
• 16	802	• 42	125		
• 17	787	• 43	110		
• 18	775.4-776.4	• 44	100		
• 19	760	• 45	95		
• 20	727	• 46	80		
• 21	700	• 47	73		
• 22	690	• 48	72		
• 23	685	• 49	60		
• 24	666	• 50	48		
• 25	650				


- *below 10 hz I had problems with accurate measurement*



# REAL Waveform

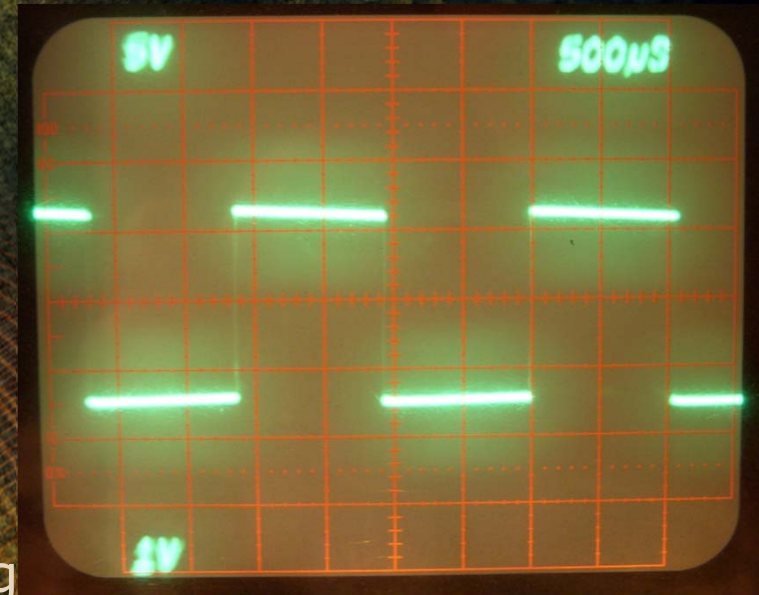
Poor design does not take into consideration the unique "human" load placed on the frequency device

- **Slow rise time** (lower left) is quickly recognized by body as foreign and "filtered out" making use pointless!

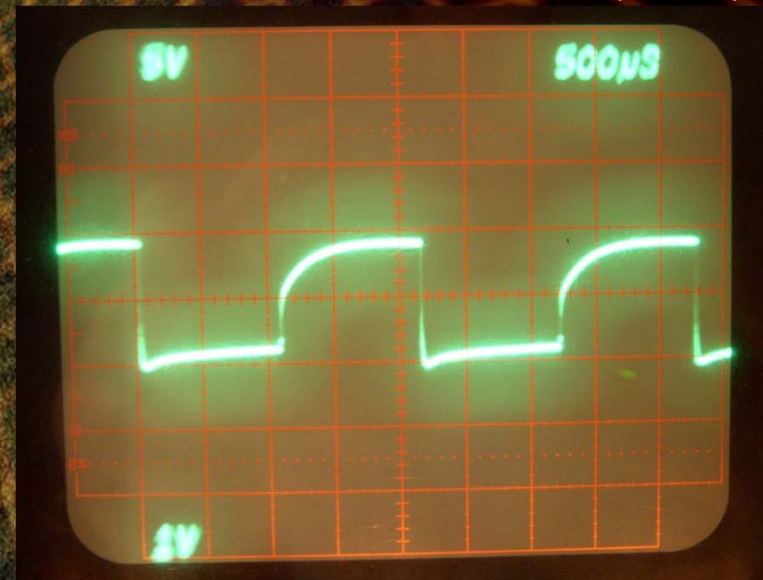


- **<20uS rise time** is needed to be "ignored" and utilized by body

(750uS here)



*Without contact (above)  
With contact (below)*





# A Little "Humor"

Unless it was you who had purchased the device !

CAUTION: OPENING CASE VOIDS WARRANTY  
AND DISABLES INSTRUMENT PERMANENTLY  
INTERNATIONAL PATENTS PENDING.

S/N:  +



The background of the slide is a complex abstract design. It features a dark grid pattern overlaid with a large, light-colored semi-circle. The semi-circle is positioned in the upper half of the slide. The grid pattern is composed of small squares, and there are some glowing, golden-yellow lines and patterns within the grid, particularly in the center and towards the right. The overall color palette is dark, with shades of blue, black, and grey, accented by the golden-yellow highlights.

# Resonance

Harmonics & Energy Transfer




# Resonant Frequencies


- Every type of matter, molecule and cell has its own unique wave signature.
- To resonate something you emit a wave signature which is "in sync" with the wave signature of the material you are working with.
- The application of a constant resonant frequency to a material intensifies and reinforces the standing frequency of that material.



# Destructive Resonance



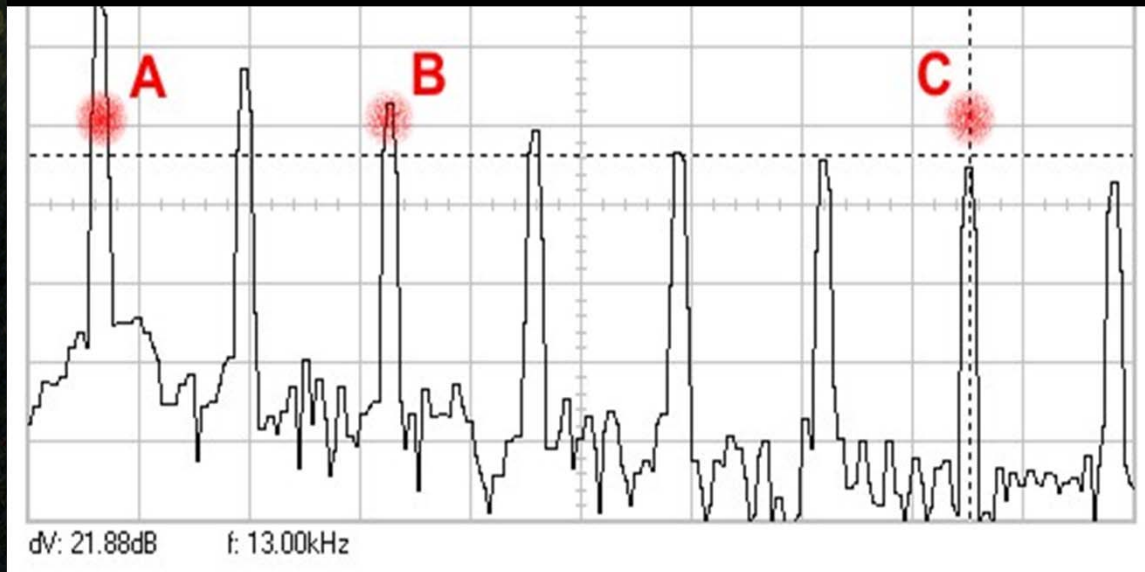

- Energy is coupled with another object
- Secondary object continues to absorb energy and enhanced movement continues with ever increasing energy absorption
- Structural failure results when energy/movement exceeds recipients capabilities





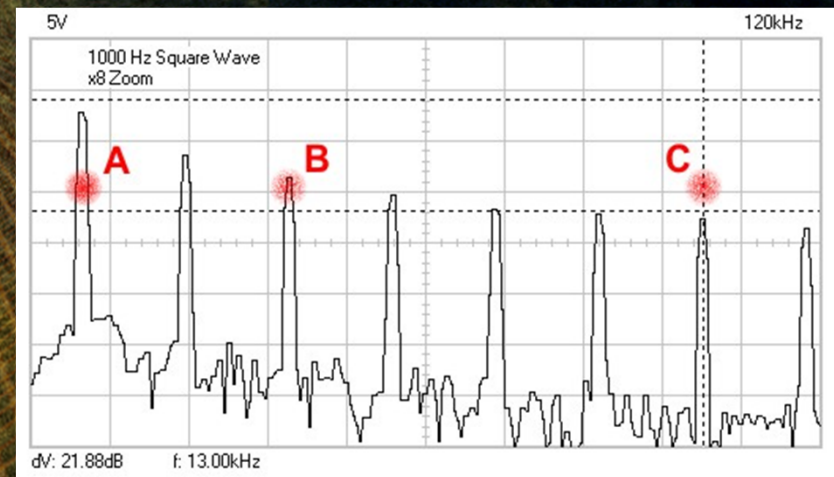
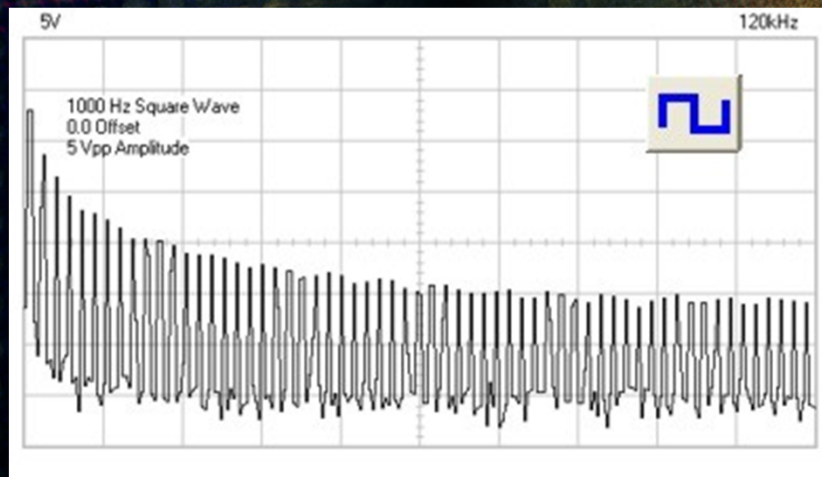
# Harmonics

- A **harmonic** is a signal whose frequency is a whole-number multiple of the frequency of the reference or fundamental signal.






# Emission Spectral Harmonics

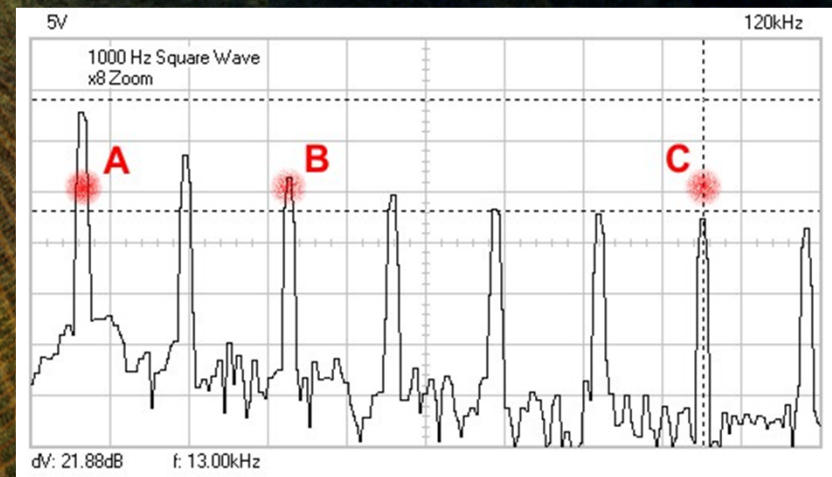
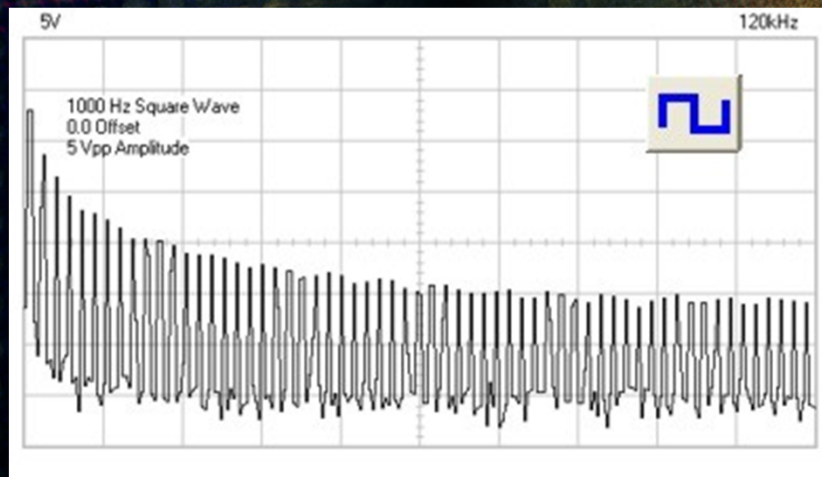


- The use of Square and certain modified waveforms allow for harmonics which can be clearly seen across the spectrum.






# Emission Spectral Harmonics



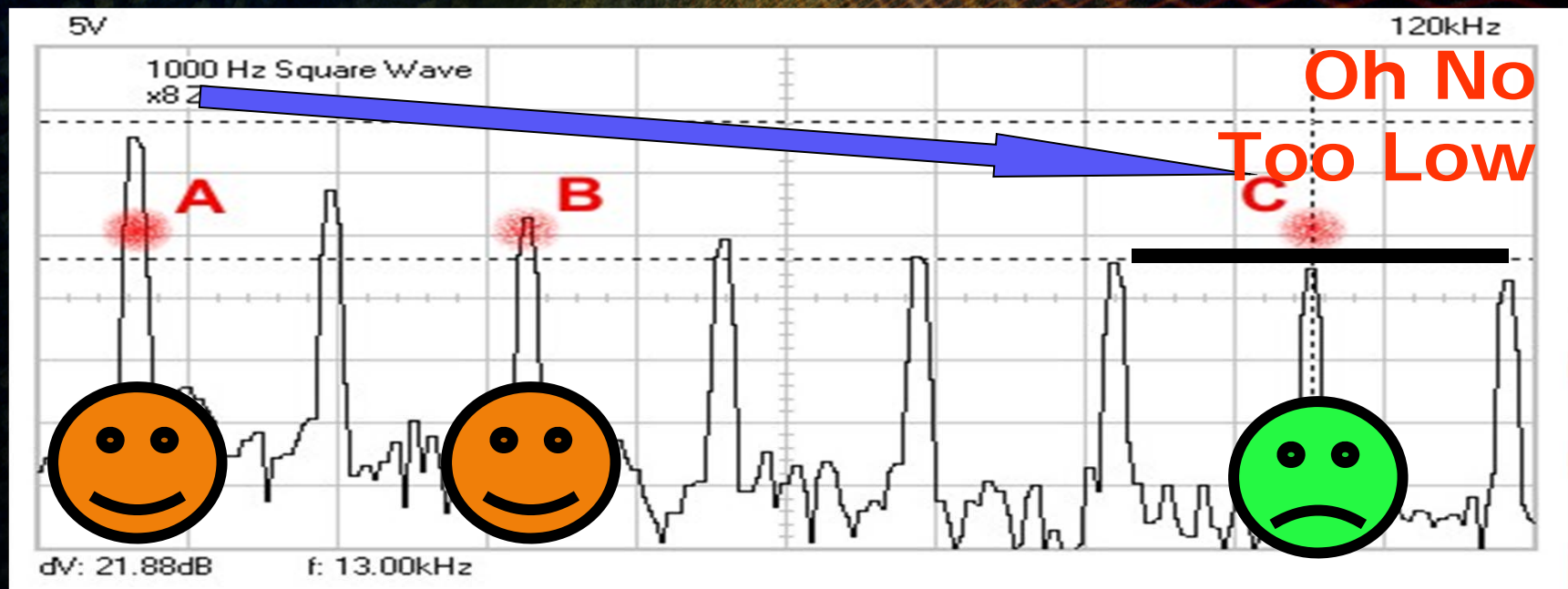
- The use of Square and certain modified waveforms allow for harmonics which can be clearly seen across the spectrum.





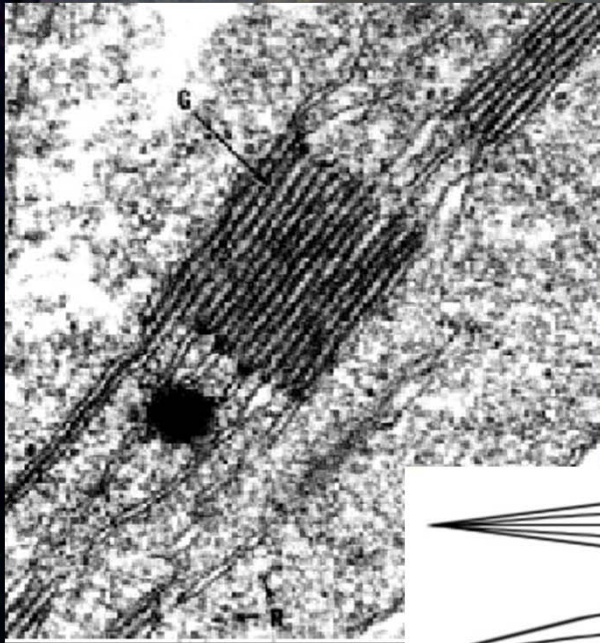
# Frequency AND Amplitude

- A certain level of amplitude is required to bring about an effect.






# Resonance/Wavelength



- Physical match or resonance of wavelength is where transfer of energy most efficiently takes place





The background of the slide features a dark, textured grid pattern. A large, semi-circular shape is centered in the upper half, filled with a lighter, textured pattern. The lower half of the slide is a solid, light gray color.

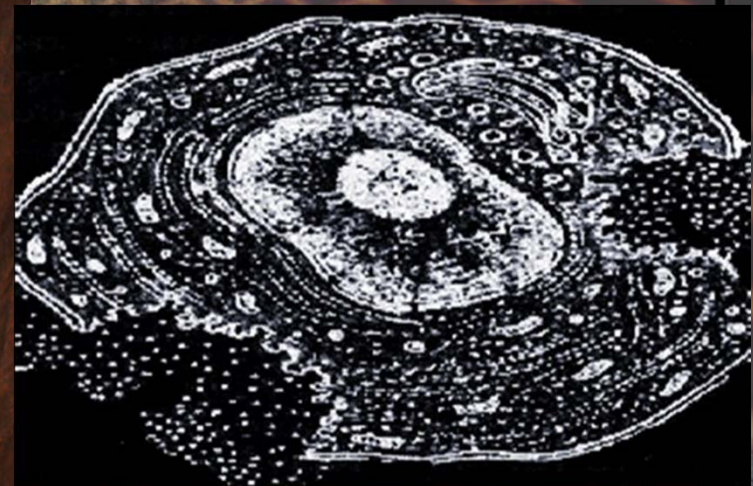
# Energy Transfer

To Biological Structures



# Emission & Coupling

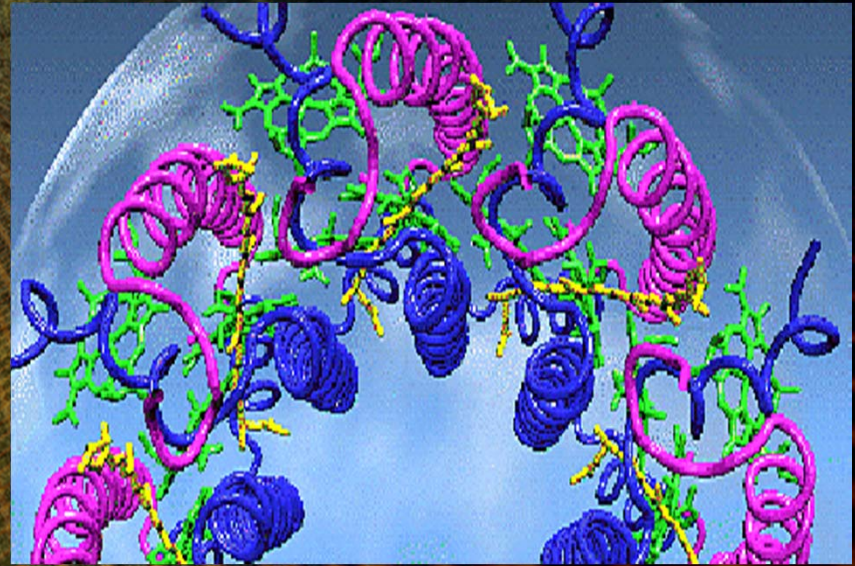
- Coupling takes place *in vivo* or *in vitro* by conventional EM means
- Coupling ALSO likely exists by quantum means at atomic levels





# Molecular Antennas

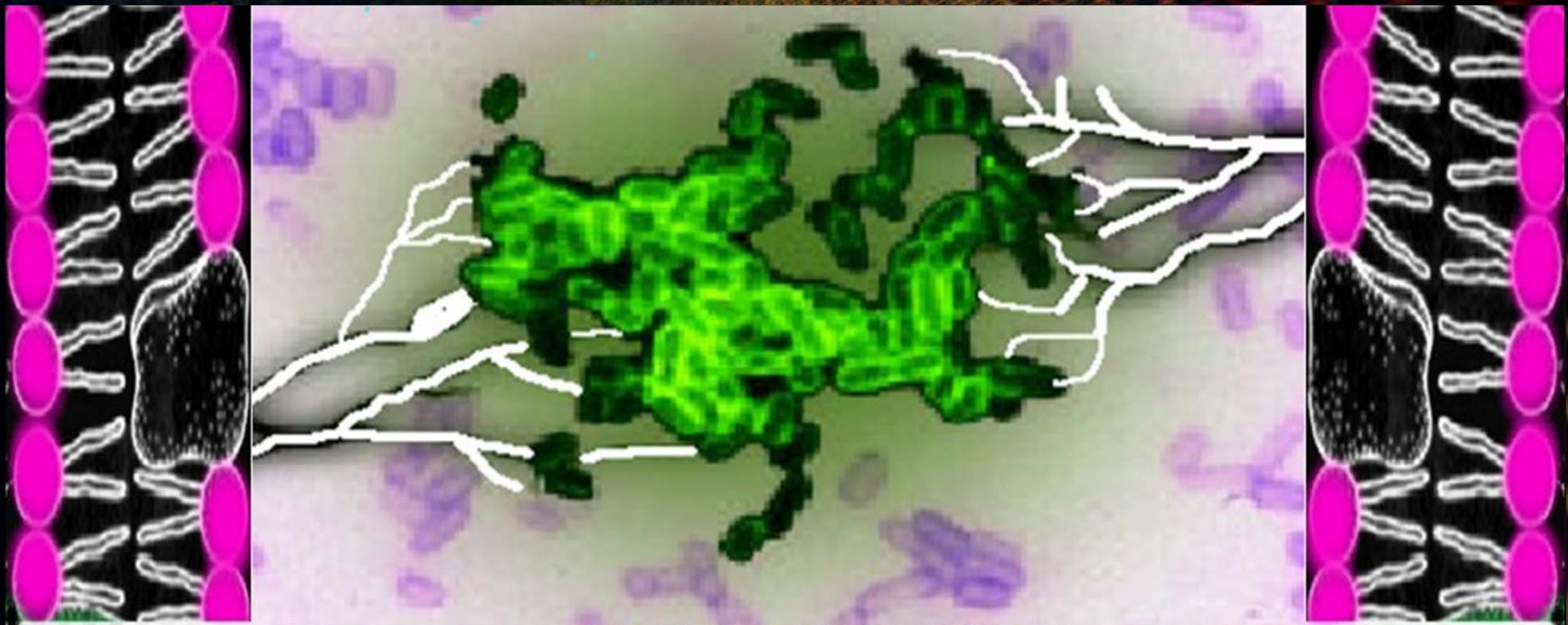
- In the body, every protein and nucleic acid has a specific length and molecular weight, both of these physical aspects can be used to calculate the resonant frequency of a molecule.
- The length of an object can determine the resonant frequency of the object because of its correlation with wavelength.





# Membrane Electrical Charge

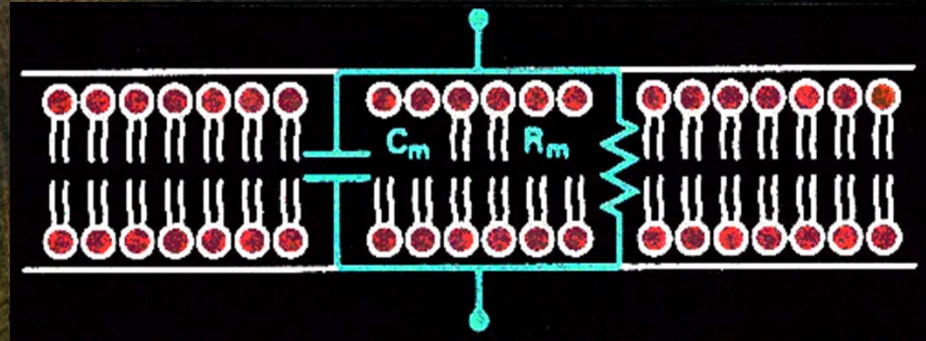
- Text1





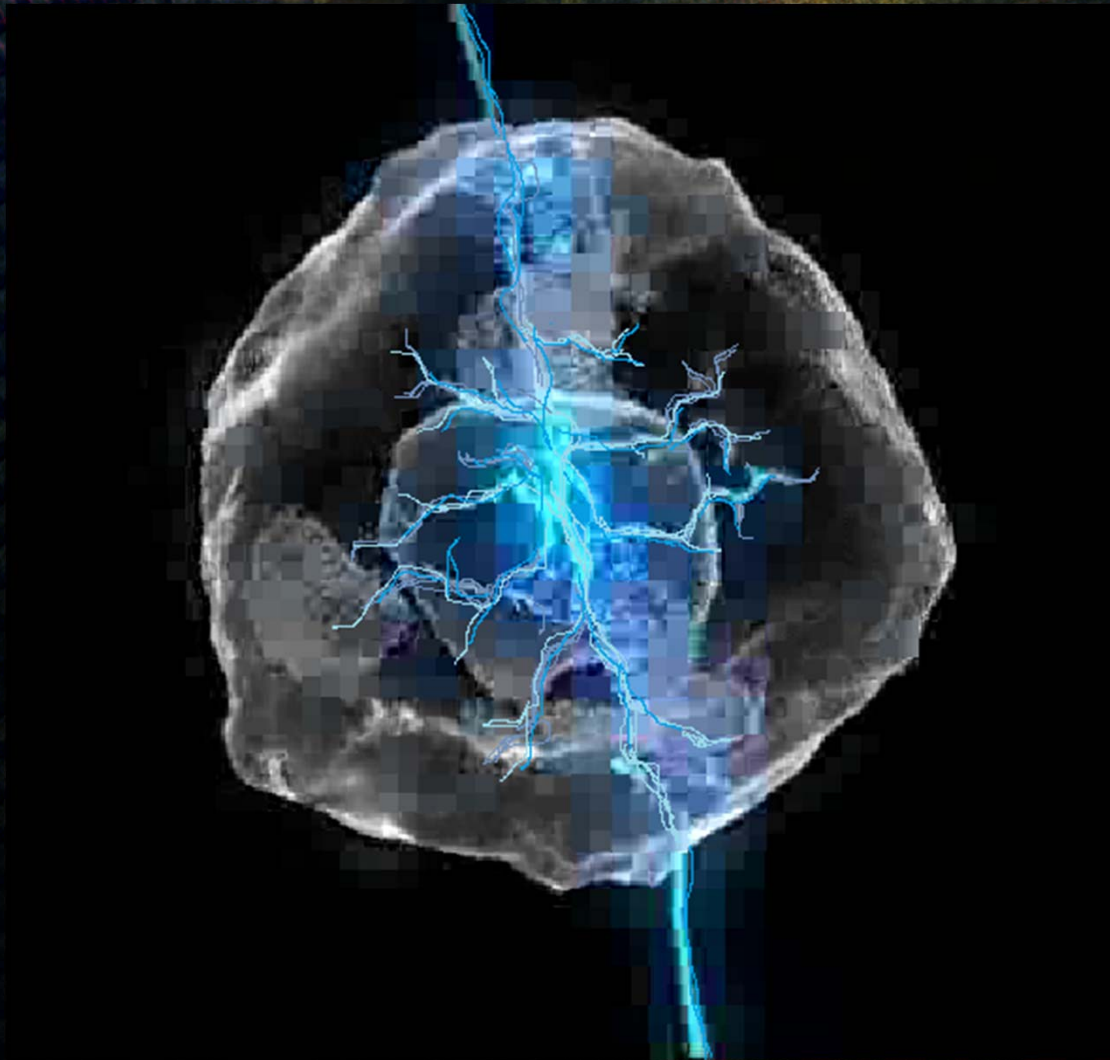
# "Charging" of Cell Membranes

- Multi-frequency delivery systems provide a range of electrical frequencies that will allow cells and their molecular components to match impedances and absorb energy at their resonate frequency.
- When energy is absorbed in the membrane the membrane potential will increase, which helps activate cellular mechanisms.





# Ultra-Short High Voltage Pulses



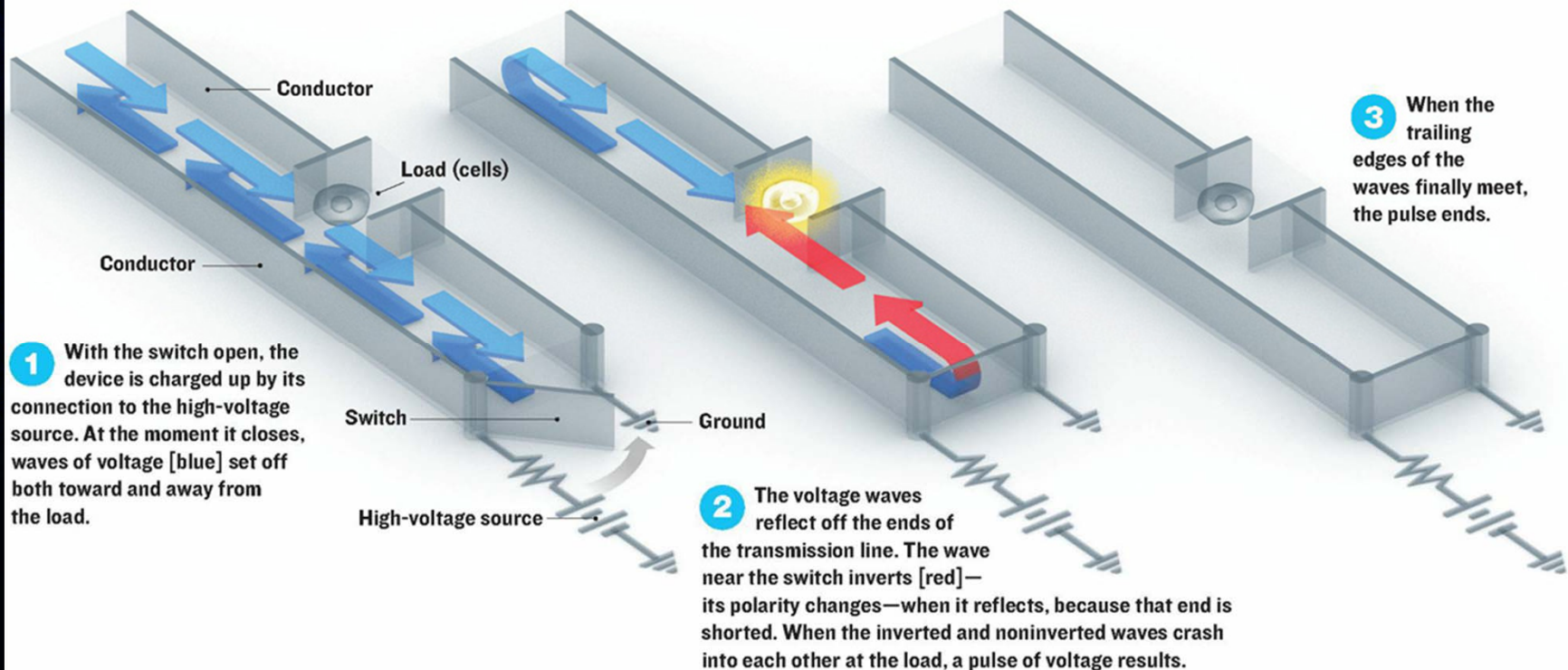
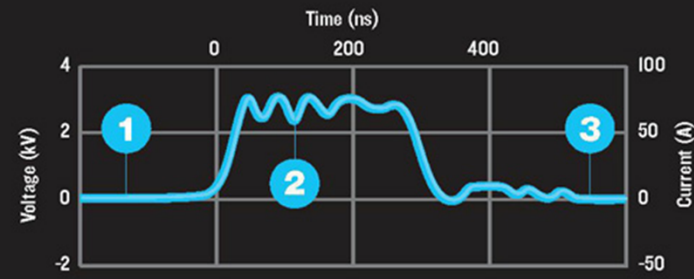
- Ultrashort Pulses “slip past” the cell membrane to deliver to internal structures.





# Pulsed Electrical Delivery

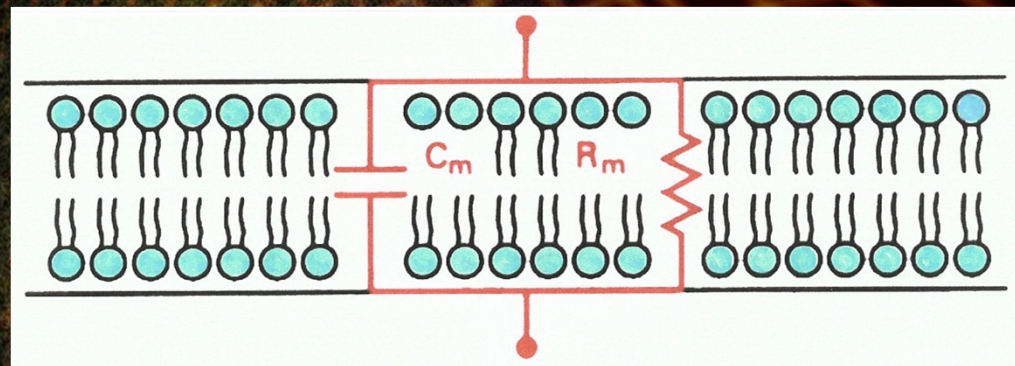
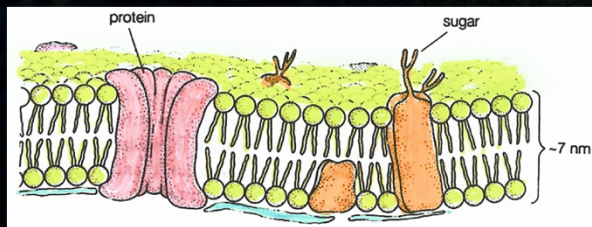
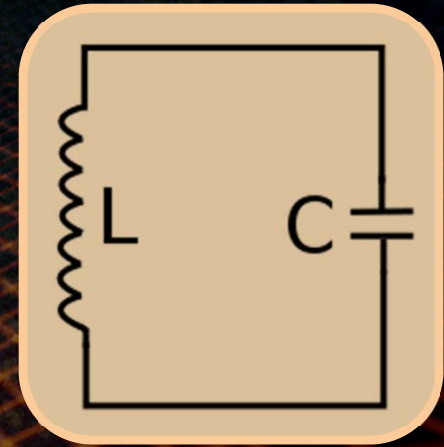
**POWER PULSE:** Bioelectrics experiments often use what are called Blumlein transmission line pulse generators, because they can deliver a nanoseconds-long pulse with the full voltage of a high-voltage source. The generator is made of transmission lines, that is, paired conductors [dark gray] sandwiching a dielectric [light gray]. The load, the cells to be shocked, sits in a break in one of the conductors, which is connected to ground. The device's other conductor is connected to a high-voltage source.





# Tuned (LC) Circuit - Tesla

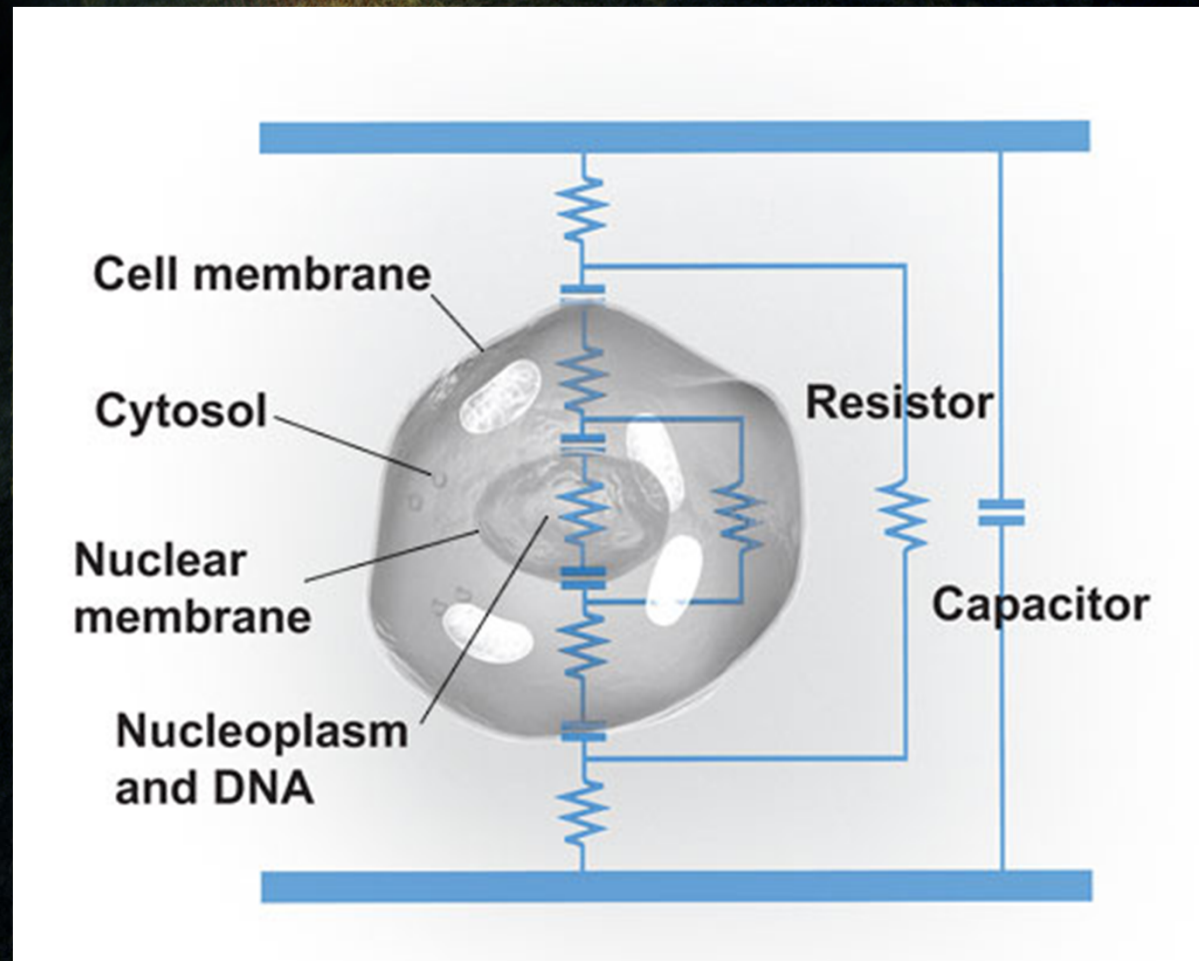
- Parallel Tuned Circuits are used in radio, TV, and other electronics to couple resonant energy from one circuit to another in transmitters and receivers.
- The cell membrane and peripheral cytoskeleton also uses this same system to couple energy from cell to cell and into the cell





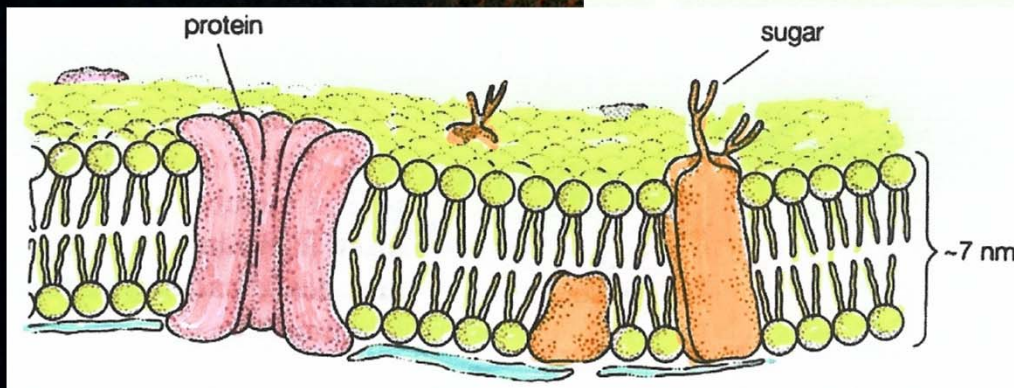
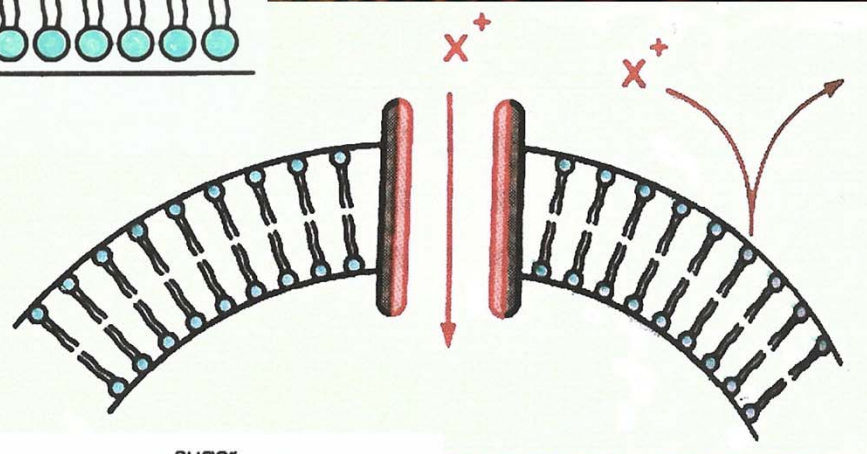
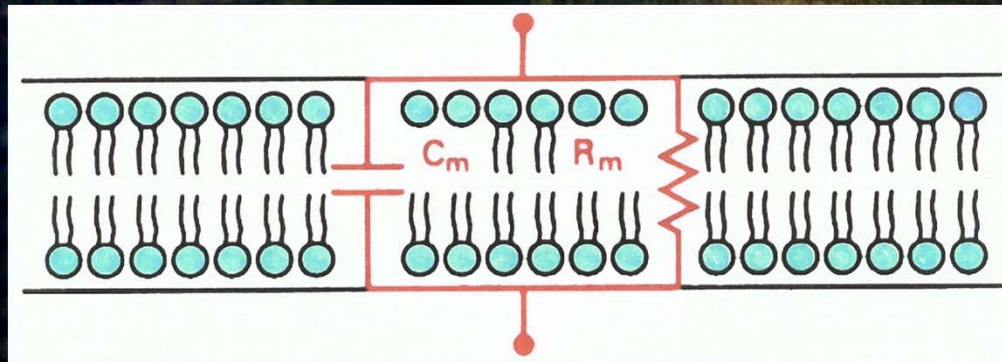
# Equivalent Cellular Electronics

- Membrane & Organells act like **CAPACITORS**
- Liquid within the membrane, Cytosol & Nucleoplasm is conductive and resembles **RESISTORS**



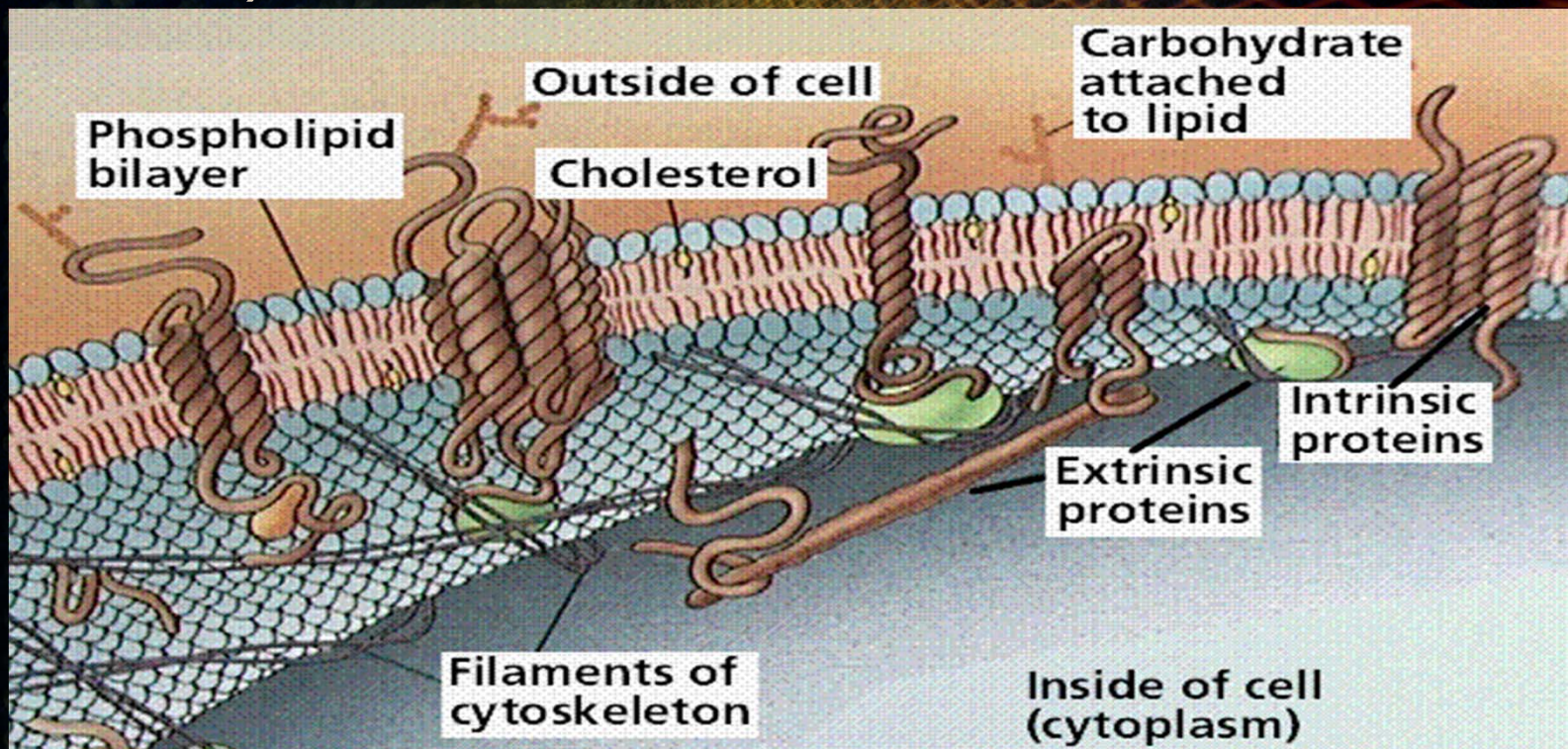


# Membrane Capacitance





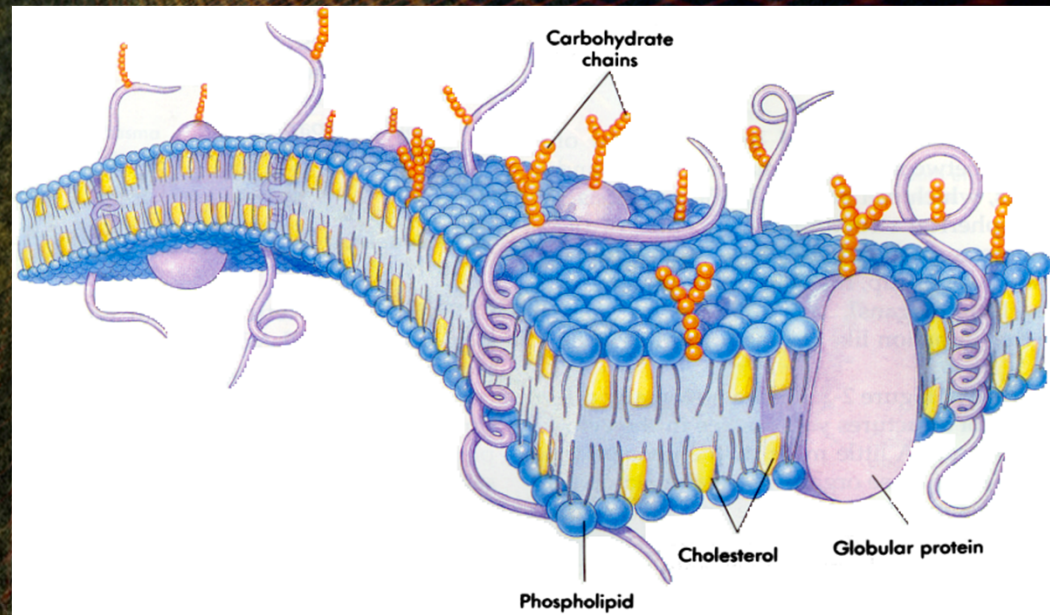
- **Conformational changes** in the membrane-receptor complexes initiate intracellular chemical reactions in enzymes bound to the **cytoskeleton**
- **First messenger signals** can be chemical, mechanical (needling), tensional (piezoelectric) thermal (moxibustion), acoustical (infrasonics), EMF (light lasers and LED phototherapy, radio waves, microwaves), magnetic and electrical)





# Membrane Electronics

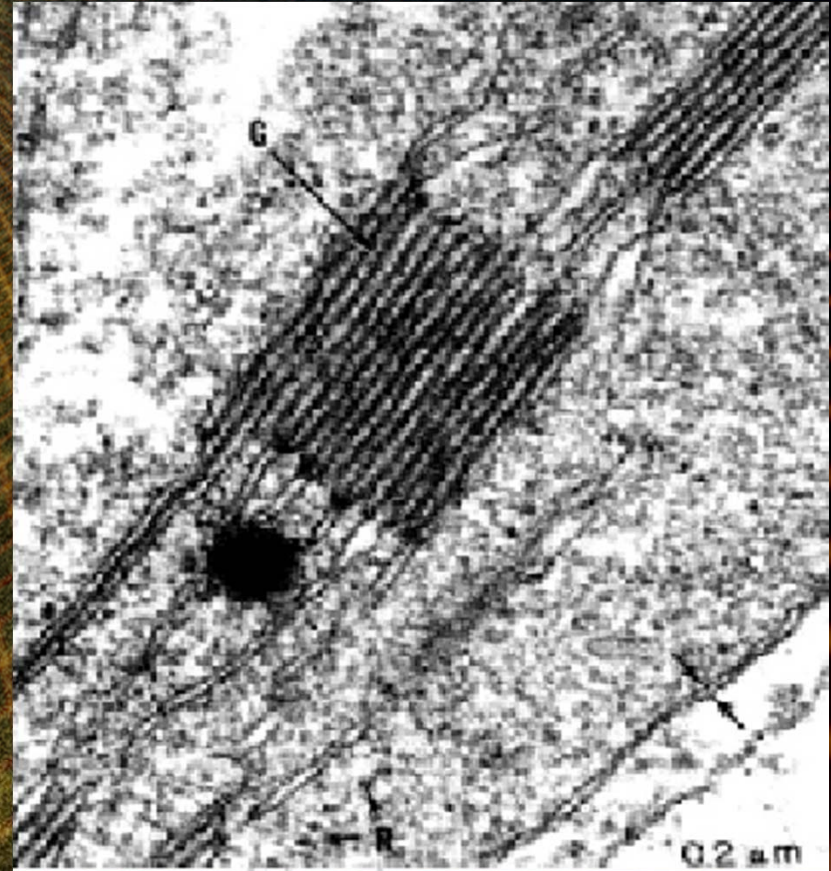
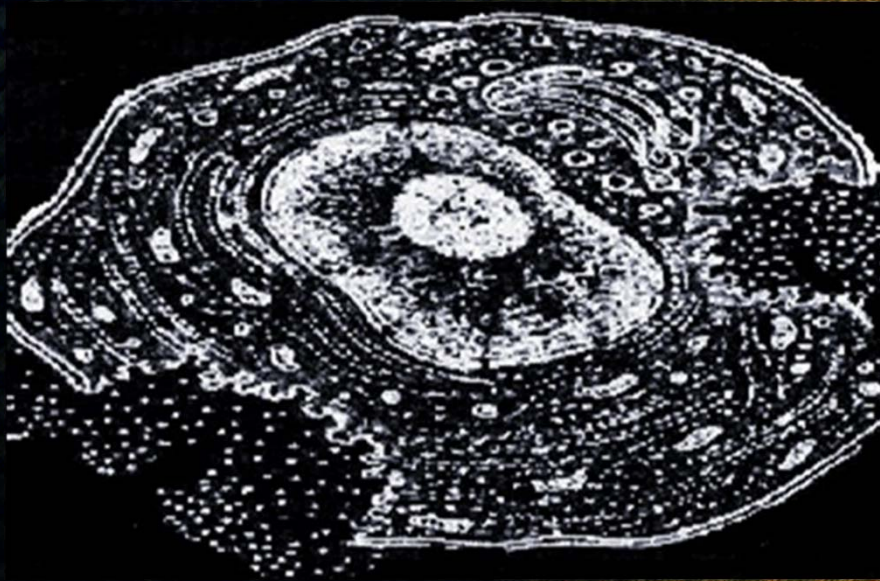
- Diet, presence of essential nutrients and type and level of toxicity play important roles in controlling membrane composition (structure) and **Capacitance function**.
- The cell membrane because of its structure has electrical properties that are involved in power transmission along the membrane and **energy transduction**, which permits certain wavelengths of energy to initiate biological effects.



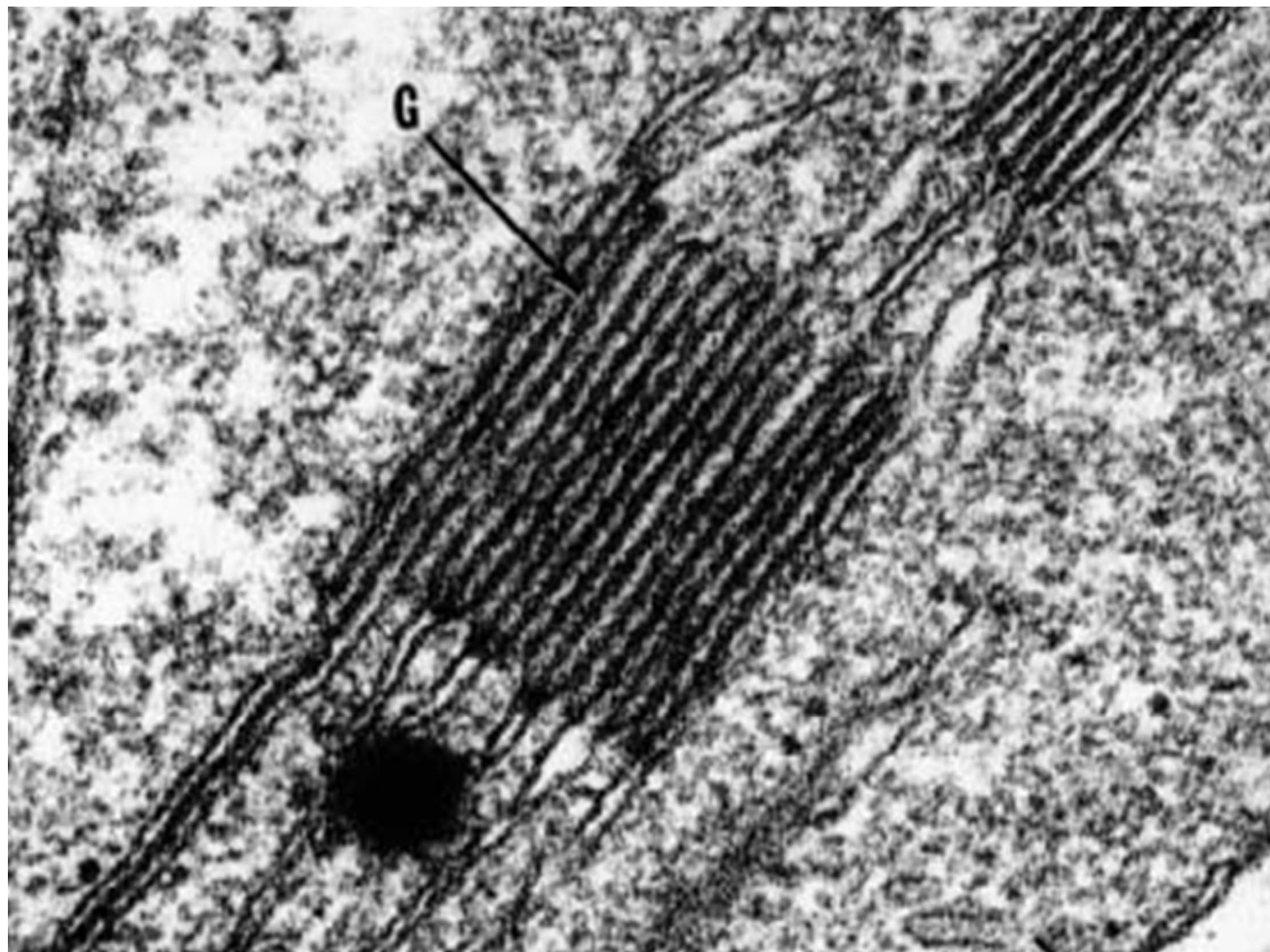


# Cellular Components

- Natural Semiconductors



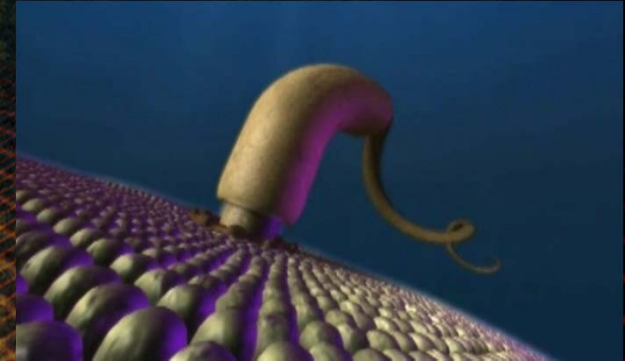






# Irreducible Complexity

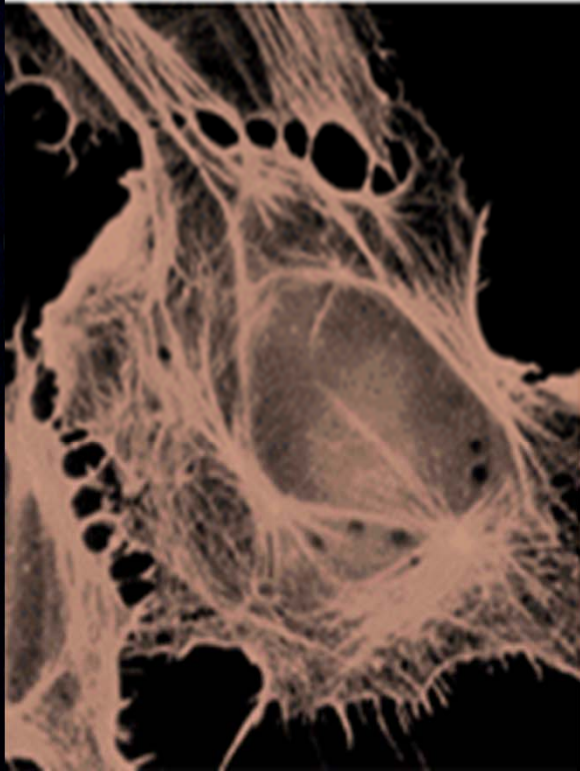
Structures such as the bacterial flegella are complex machines on a nano scale. In this case it is a water cooled ELECTRIC MOTOR with propeller drive system.



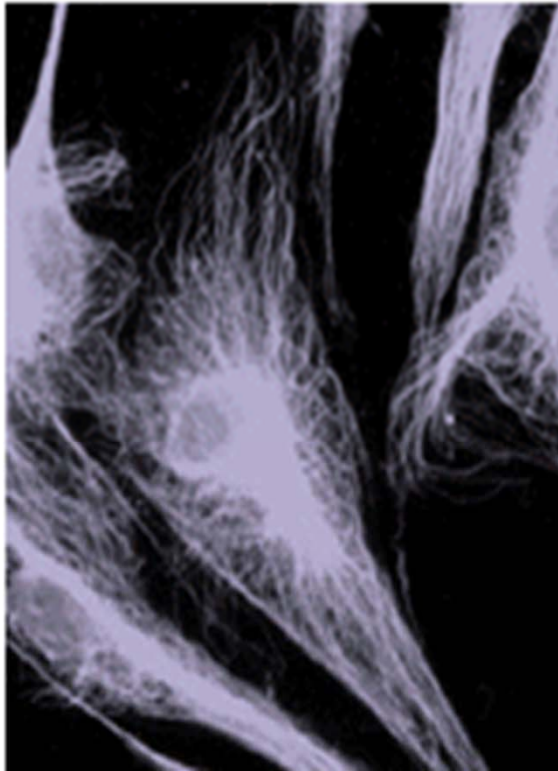



# Targetable Structures

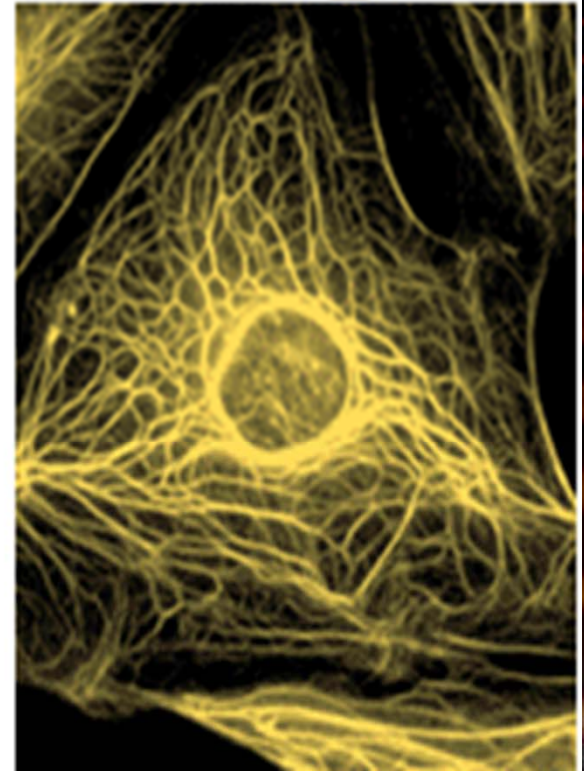
MICROFILAMENTS



MICROTUBULES




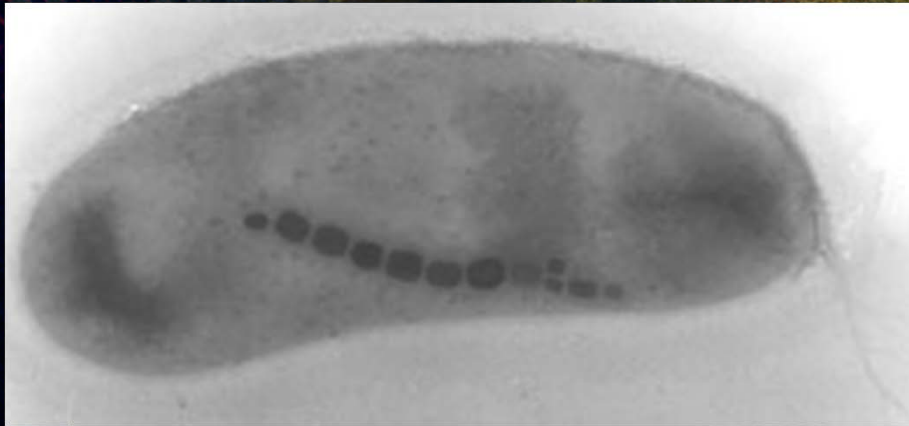
INTERMEDIATE FILAMENTS



*Illustrations: Laurie Grace; Photos: Donald E. Ingber; Robert D. Goldman, Northwestern University Medical School*



# Magnetic Structures



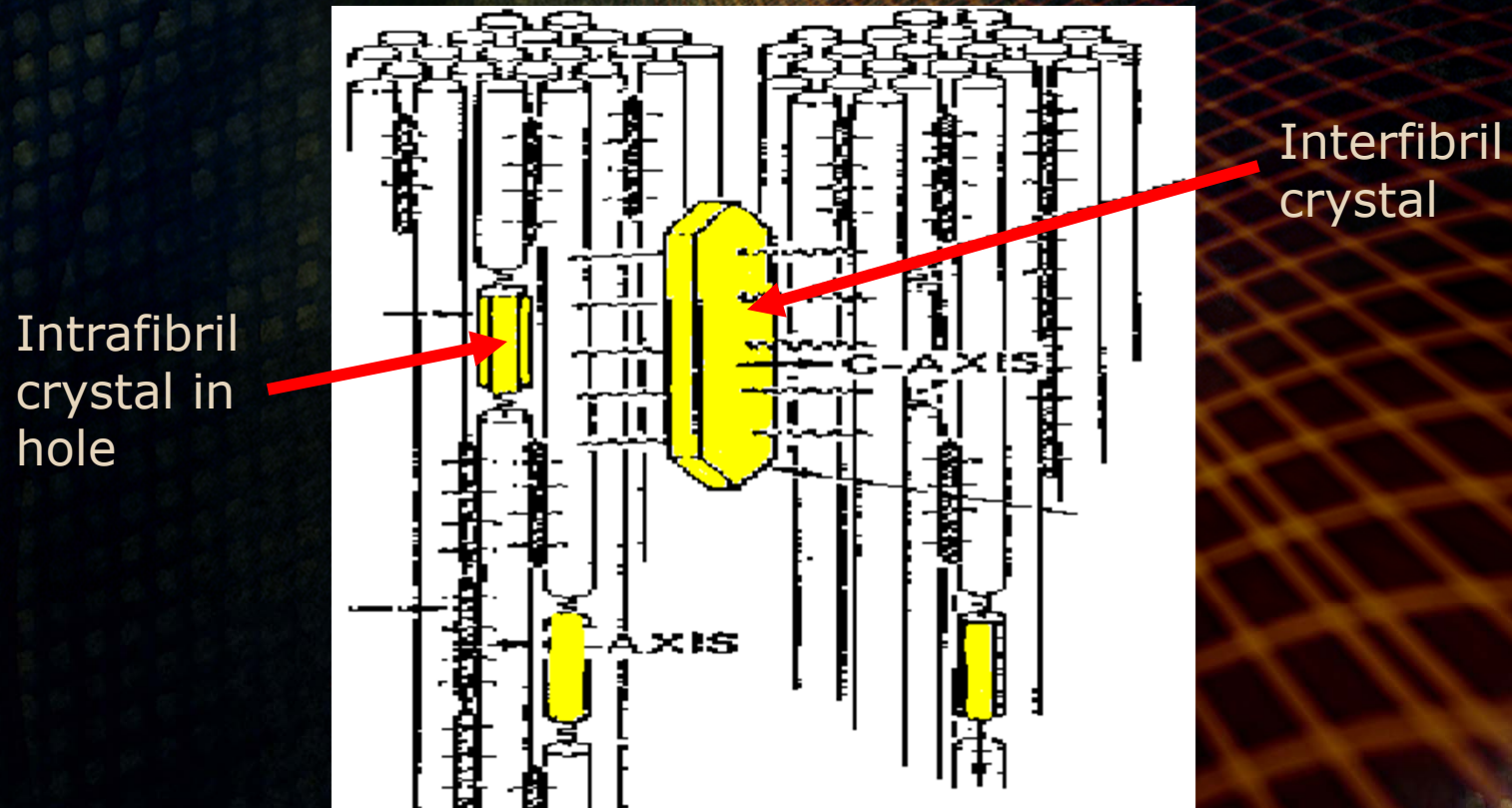
<http://www.affs.org> The Academy for Future Science Biomagnetism and Bio-Electromagnetism: The Foundation of Life

[www.PulsedTechnologies.com](http://www.PulsedTechnologies.com) [www.PulsedTech.RO](http://www.PulsedTech.RO)



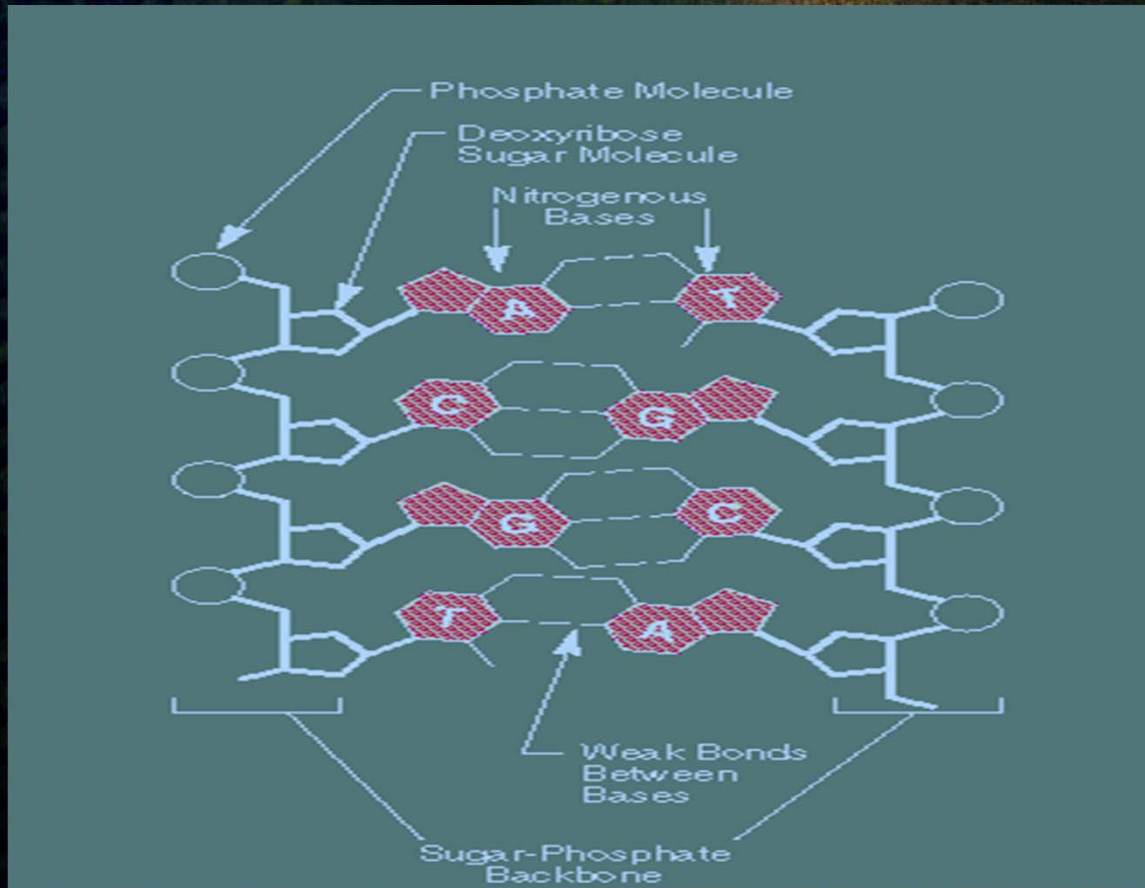
# Fragile Structures

- Bone is a coherent array of hardened "Living Liquid Crystals"





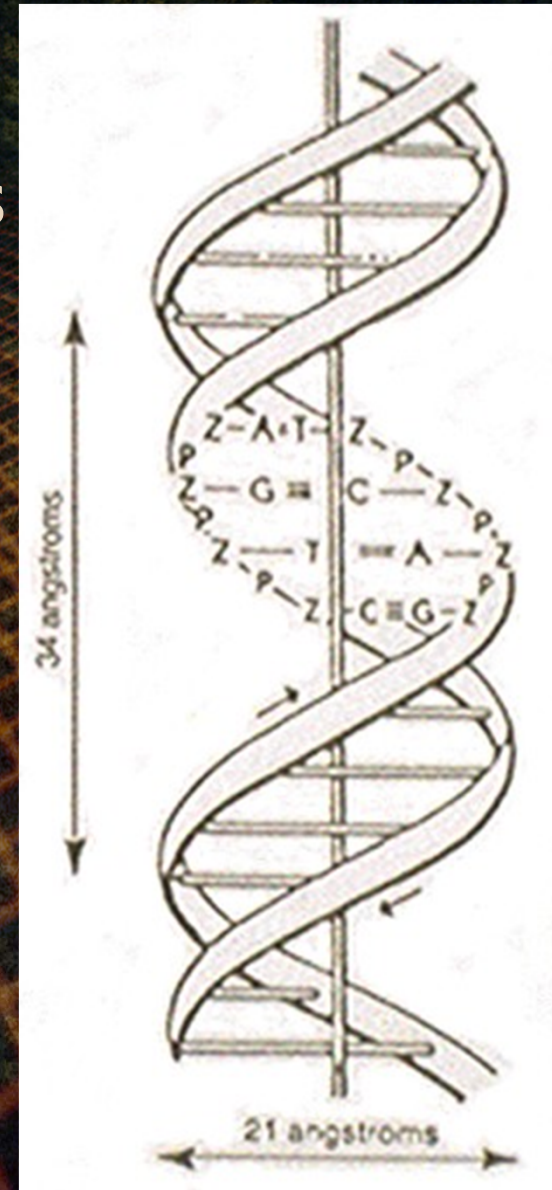
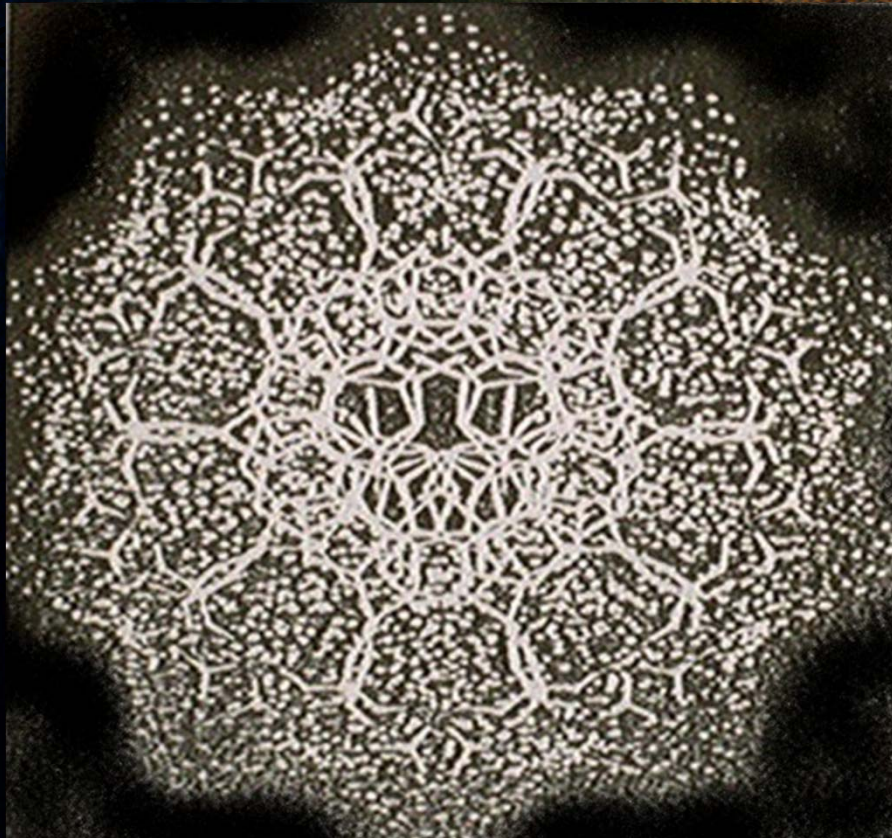
# Targetable Molecular Bonds





# DNA

- The physical DNA structures provide "target-able"



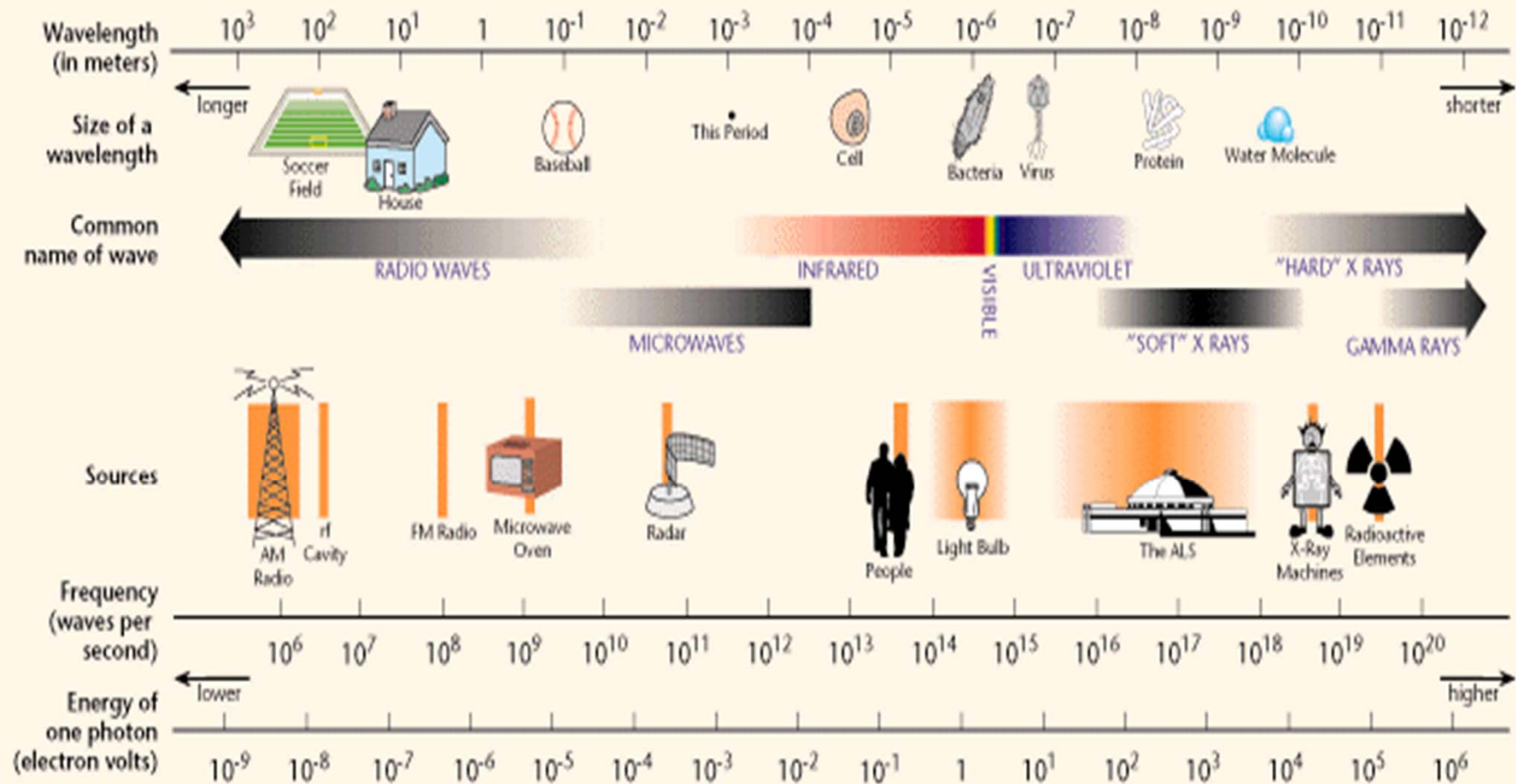


# "Junk DNA" not Junk!

- Only 5% of the DNA strand is used for coding for protein reproduction. The other 95% of the DNA strand has been called "junk DNA" by some scientists. However, recent work by the Russian Academy of Science led by Dr. Pjotr GaIjajev, has discovered remarkable things about the junk DNA.
- Languages have a pattern called syntax. Syntax is the study of the rules, or "patterned relations", that govern the way words combine to form phrases and phrases combine to form sentences. The junk DNA contains proteins in a syntax that appears to be a biological language. Not only that, this portion of the DNA is a recording device much like a computer CD. It is capable of holding three gigabytes of information!
- When coherent light was shined along DNA in a test tube, the light spiraled around the DNA. When the DNA was removed, the light continued to move in a spiral! This has come to be called the "DNA phantom effect". This work was repeated with the same results by Vladimir Poponin at the Hearthmath Institute in the U.S.
- Garjajev discovered that that the language on the DNA could be changed with modulated coherent light or with radio waves by using the resonating frequencies of DNA.
- Even more stunning was the discovery that the DNA could be changed with spoken voice if the voice is modulated onto the correct carrier wave! The correct frequency is ultraviolet.



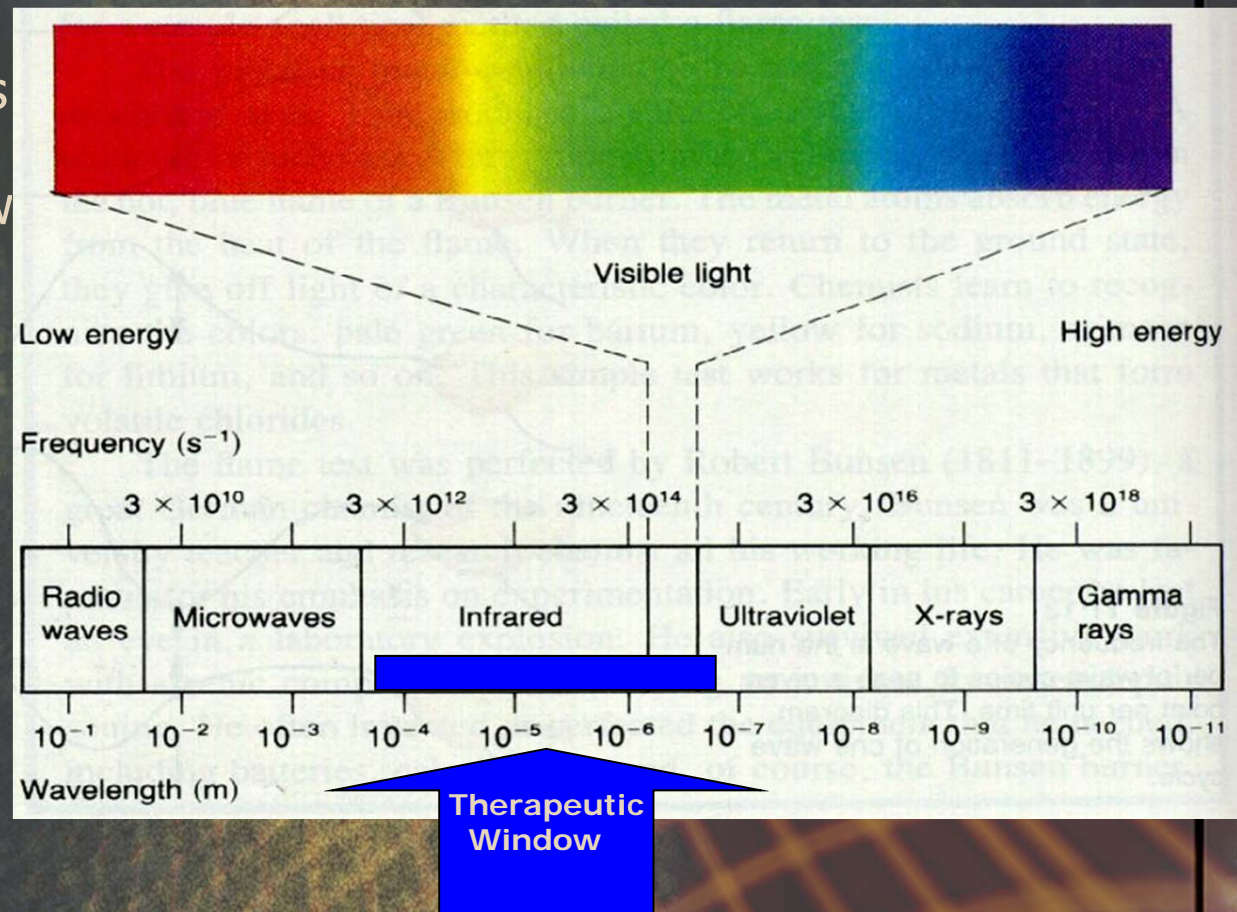
# THE ELECTROMAGNETIC SPECTRUM





# Therapeutic Window

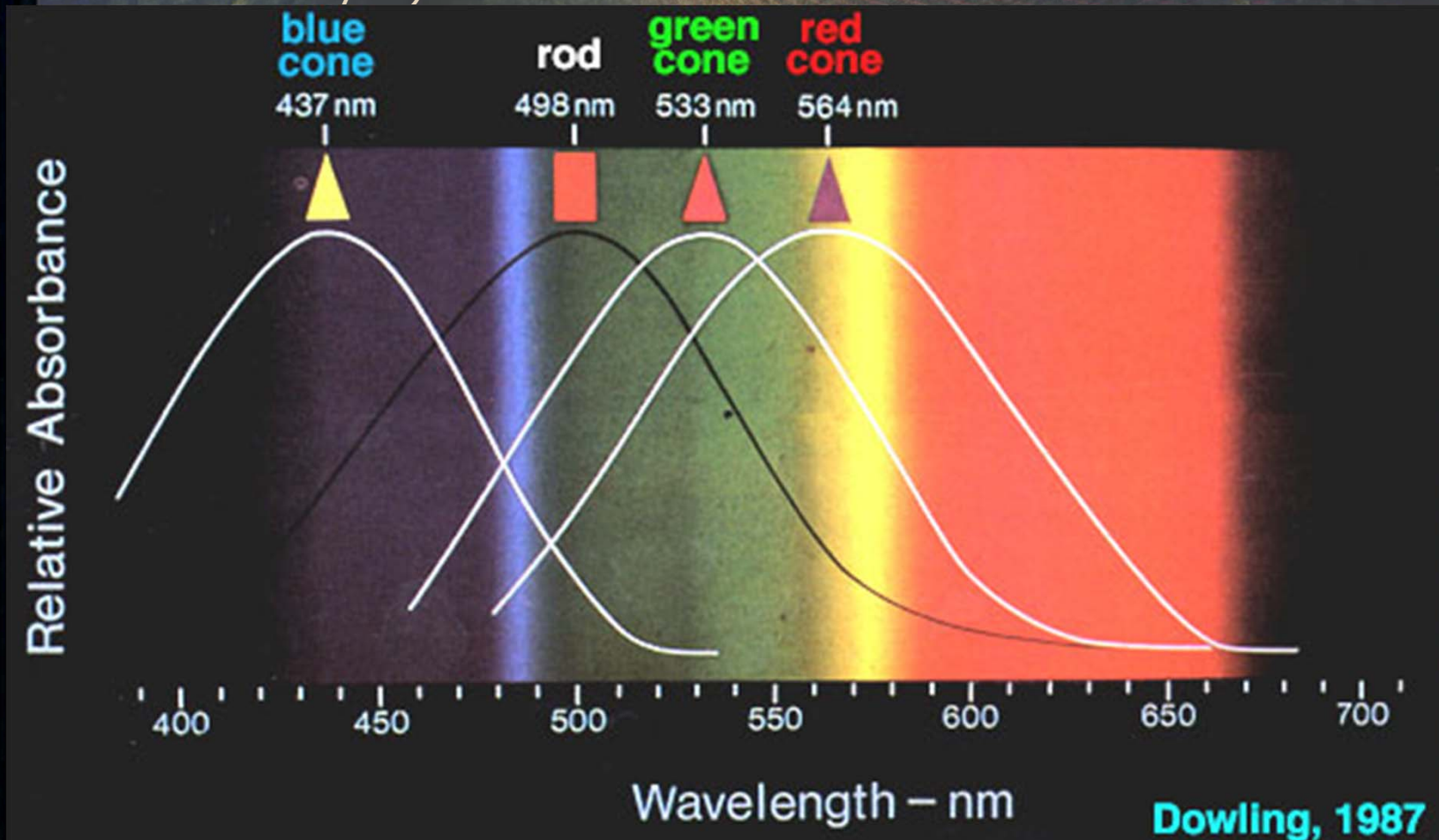
- Currently known “positive” biological effects fall within a relatively narrow “therapeutic window”
- EM Emissions outside this window can be relatively “devastating” to living bodies and processes





# Biological Absorption & Conversion

- Different biological structures absorb specific wavelengths of energy and convert to other types of energy (electrical in the case of the eyes)





# Therapeutic Effects of Light

- In 1989 Jeffrey R. Basford, M.D. of the Mayo Clinic's Department of Physical Medicine and Rehabilitation, pointed out that the therapeutic effects of light therapy occurred both with lasers and non-laser light delivery systems. **It is the basic properties of certain wavelengths of light that creates the effects (Basford, 1989).**
- **Wave-length dependent photobiological reactions that are well recognized and scientifically proven include: photosynthesis, vision, treatment of neonatal jaundice, and Vitamin D metabolism.**
- **It takes no great leap of imagination to recognize that certain wavelengths of light may also affect healing, pain control and anti-aging.**



# Known Effects

- Increase DNA and RNA synthesis
- Stimulate the production of collagen
- Stimulate the production of cellular energy
- Increase the formation of new blood vessels to replace damaged ones
- Increase lymph drainage
- Increase tissue repair by stimulating the activity of repair cells
- Modulate the activity of immune cells

(Baxter, 1997)



# LED vs. LASER

- They **produce multiple combinations** of healing wavelengths of light unlike laser devices, which produce light in fixed wavelengths "Laser light has shown some benefit for wound healing, but has limited surface area and wave lengths (Whelan et al., 1999)."
- They **can treat large areas** as opposed to the small areas that laser devices treat.
- They use advanced super bright LEDs that are capable of creating the right energy densities, light intensities and **multiple wavelengths** necessary for biological effects.



# PPLED Arrays for Localized Application

- Precision Pulsed LED Arrays may have many of the same characteristics & effects as do Pulsed Plasmas





# PPLIED

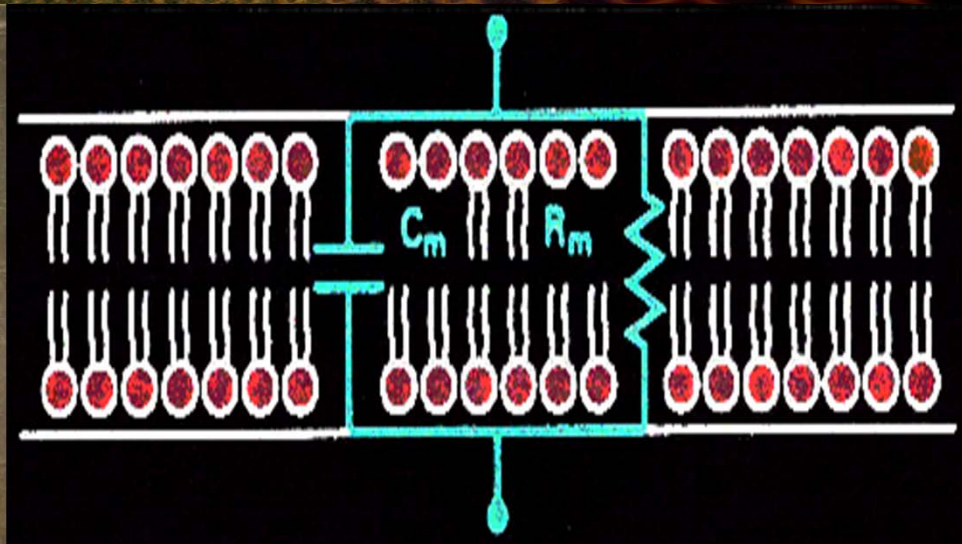
- Precision Pulsed (high output) new generation of LEDs
- Spectral output across "therapeutic spectrum"





# "Charging" of Cell Membranes


- Healthy cells have an electrical potential across the cell membrane of about 70 - 100 millivolts. Cell membrane potential is often lower in disease.





# WARP 10

## Warfighter Accelerated Recovery by Photobiomodulation



Source: NASA Tech Briefs – May 2006

[www.PulsedTechnologies.com](http://www.PulsedTechnologies.com) [www.PulsedTech.RO](http://www.PulsedTech.RO)




# FDA Approved Devices

- Phototherapy being used to stimulate healing of mouth sores resulting from radiation treatment of cancer patient.







**USE**





***PULSED TECHNOLOGIES***

# The Science of Bioenergetic & Bioelectric Technologies

and other Resonant Frequency Concepts

## **PART 5 - APPLICATION & USE**

Jimmie L. Holman & Paul V. Dorneanu







***PULSED TECHNOLOGIES***

# The Science of Bioenergetic & Bioelectric Technologies

and other Resonant Frequency Concepts

**PART 5 - APPLICATION & USE**

Paul V. Dorneanu & Jimmie L. Holman





The background of the slide features a dark, textured grid pattern. A large, light-colored semi-circle is centered horizontally, spanning across the middle section. The top and bottom sections of the slide have a more complex, abstract pattern with glowing orange and yellow lines and a grid overlay.

# Questions & Answers


Typical End-User Questions




# FDA Exemption

- FDA provides exemption IF!!! It is presented properly and responsibly:
- This is almost NEVER done by “well intended” manufacturers & sellers
- Careless marketing forever forfeits a products exemption capabilities


FDA - CDRH - CFR Title 21 Database Search <http://www.accessdata.fda.gov/scripts/cdrh/cfdocs/cf/cfr/cfrsearch.cfm>

**FDA** U.S. Food and Drug Administration   
CENTER FOR DEVICES AND RADIOLOGICAL HEALTH  
[FDA Home Page](#) | [CDRH Home Page](#) | [Search](#) | [A-Z Index](#) [Questions?](#)

 [510\(k\)](#) | [Registration & Listing](#) | [Adverse Events](#) | [PMA](#) | [Classification](#) | [CLIA](#)  
[CFR Title 21](#) | [Advisory Committees](#) | [Assembler](#) | [Recalls](#) | [Guidance](#) | [Standards](#)

[New Search](#) [Help](#) | [More About 21CFR](#)

[Code of Federal Regulations]  
[Title 21, Volume 8]  
[Revised as of April 1, 2008]  
[CITE: 21CFR807.65]

 [See Related Information](#)

TITLE 21--FOOD AND DRUGS  
CHAPTER I--FOOD AND DRUG ADMINISTRATION  
DEPARTMENT OF HEALTH AND HUMAN SERVICES  
SUBCHAPTER H--MEDICAL DEVICES

PART 807 -- ESTABLISHMENT REGISTRATION AND DEVICE LISTING FOR MANUFACTURERS AND INITIAL IMPORTERS OF DEVICES

Subpart D--Exemptions  
Sec. 807.65 Exemptions for device establishments.

The following classes of persons are exempt from registration in accordance with 807.20 under the provisions of section 510(g) (1), (g) (2), and (g) (3) of the act, or because the Commissioner of Food and Drugs has found, under section 510(g) (5) of the act, that such registration is not necessary for the protection of the public health. The exemptions in paragraphs (d), (e), (f), and (i) of this section are limited to those classes of persons located in any State as defined in section 201(a) (1) of the act.

(a) A manufacturer of raw materials or components to be used in the manufacture or assembly of a device who would otherwise not be required to register under the provisions of this part.

(b) A manufacturer of devices to be used solely for veterinary purposes.

(c) A manufacturer of general purpose articles such as chemical reagents or laboratory equipment whose uses are generally known by persons trained in their use and which are not labeled or promoted for medical uses.

(d) Licensed practitioners, including physicians, dentists, and optometrists, who manufacture or otherwise alter devices solely for use in their practice.

(e) Pharmacies, surgical supply outlets, or other similar retail establishments making final delivery or sale to the ultimate user. This exemption also applies to a pharmacy or other similar retail

1 of 2 3/24/2009 6:02 PM



# FDA Exemption


## TITLE 21--FOOD AND DRUGS CHAPTER I--FOOD AND DRUG ADMINISTRATION DEPARTMENT OF HEALTH AND HUMAN SERVICES SUBCHAPTER H--MEDICAL DEVICES

### PART 807 -- ESTABLISHMENT REGISTRATION AND DEVICE LISTING FOR MANUFACTURERS AND INITIAL IMPORTERS OF DEVICES

#### Subpart D--Exemptions

##### Sec. 807.65 Exemptions for device establishments.

The following classes of persons are exempt from registration in accordance with 807.20 under the provisions of section 510(g)(1), (g)(2), and (g)(3) of the act, or because the Commissioner of Food and Drugs has found, under section 510(g)(5) of the act, that such registration is not necessary for the protection of the public health. The exemptions in paragraphs (d), (e), (f), and (i) of this section are limited to those classes of persons located in any State as defined in section 201(a)(1) of the act.






# FDA Exemption

- (a) A manufacturer of raw materials or components to be used in the manufacture or assembly of a device who would otherwise not be required to register under the provisions of this part.
- (b) A manufacturer of devices to be used solely for veterinary purposes.
- (c) A manufacturer of general purpose articles such as chemical reagents or laboratory equipment whose uses are generally known by persons trained in their use and which are not labeled or promoted for medical uses.
- (d) Licensed practitioners, including physicians, dentists, and optometrists, who manufacture or otherwise alter devices solely for use in their practice.





# FDA Exemption





(i) Persons who dispense devices to the ultimate consumer or whose major responsibility is to render a service necessary to provide the consumer (i.e., patient, physician, layman, etc.) with a device or the benefits to be derived from the use of a device; for example, a hearing aid dispenser, optician, clinical laboratory, assembler of diagnostic x-ray systems, and personnel from a hospital, clinic, dental laboratory, orthotic or prosthetic retail facility, whose primary responsibility to the ultimate consumer is to dispense or provide a service through the use of a previously manufactured device.



# Q&A – Plasma/Contact Freqs.

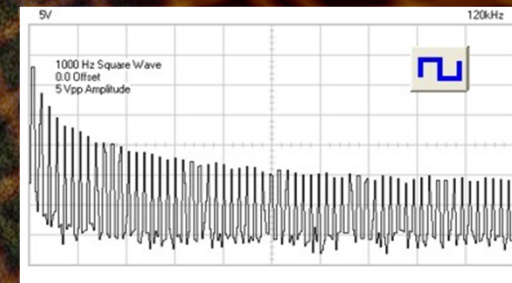
- What frequencies should I be using?
- You can choose frequencies from the software's library or from other sources. Most frequencies publically available are below 10,000 Hz. However, we recommended running Higher Frequencies. Laboratory evidence CLEARLY indicates higher frequencies are more effective. Precise waveform characteristics are also critical. This is also discussed in greater detail in the "Frequency Generation Considerations" document.





# Q&A – Plasma/Contact Freqs.

- Higher Frequencies, as we name them, are harmonics (or multiples) of the lower frequencies, usually above 20,000 Hz. to well over 100,000 Hz. Pulsed Technologies equipment both plasma and contact operate in these regions of the spectrum.
- Most available (competitive) plasma equipment is of the EMEM type and has a vastly limited frequency spectrum even less than the audio spectrum. Some claim 10-15,000 Hz but in actuality, effective emission is being stressed at only a few (3-4) thousand Hz.

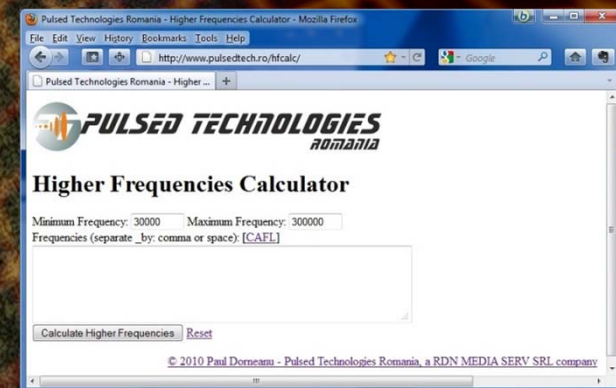




# Q&A – Frequency Calculation

- How do I calculate Higher Frequencies?
- Simply multiply your base frequency with 2, until the desired harmonic. Example: base frequency 2727;  $2727 \times 2 = 5454$ ;  $5454 \times 2 = 10908$ ;  $10908 \times 2 = 21816$ . So, replace 2727 with 21816 Hz.
- There's an online calculator to help transform frequencies at: <http://www.pulsedtech.ro/hfcalc/> developed by Pulsed Technologies ROMANIA.

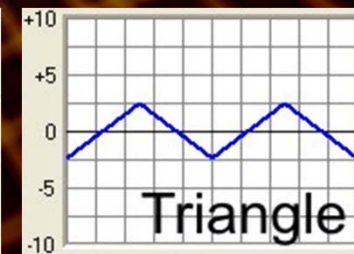
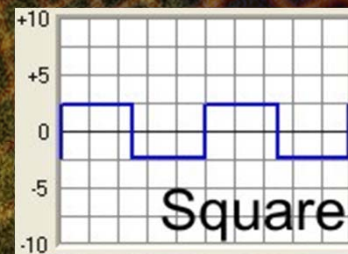
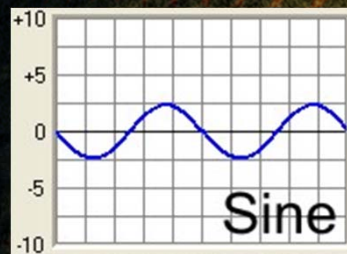
[www.PulsedTech.com/hfcalc/](http://www.PulsedTech.com/hfcalc/)





# Q&A – Waveform Function


- **What waveforms (function) should I be using?**
- For the most part use Square. However the P3 works better when the function is "ramp\_dn". We recommend "ramp\_dn" when desiring to optimize drive to the plasma unit
- The scope and reasoning for this is beyond this Q&A but will be address more fully in illustrated documentation





# Q&A – Device Placement

- Where should I place the unit?
- The P3 Plasma unit should be placed on a non-metallic table, desk or shelf. Avoid placing it on the floor, or in places where objects or liquid can fall on the unit.



- The PFG contact unit can be conveniently located at or nearby casual work and relaxation areas. An extension cable is to allow provided for less restrictive use.



# Q&A - Plasma / Proximity

- **How far / how close should I stay away from the P3 plasma unit?**
- It is recommended one would stay nearby ... typically within the same room. Anywhere up to 50 feet (15 meters) or more is ideal
- **Do I need to be in the same room with the P3/P3+ unit?**
- Not necessarily. The waves/fields generated are apparently effective across rooms, through the walls. Within the same household should be fine.



# Q&A – Light Exposure

- **Do I need to see or be exposed to the light?**
- Not necessarily, however this might increase efficiency. Studies are currently being conducted on how much of the effect is actually caused by the light emission itself rather than other aspects of the energy emission and coupling
- It is becoming clearer that the light itself is not the mechanism causing the effect/s but may partially be the carrier of the energy and information





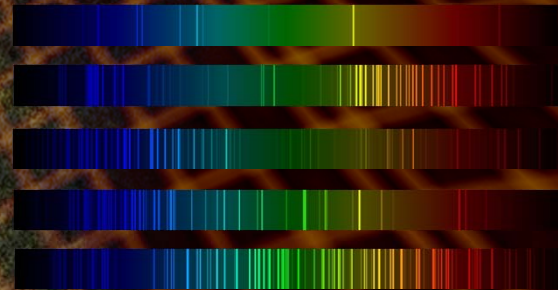
# Q&A – Tube Breakage

- What if the glass/plasma tube breaks? Is it dangerous? Can it be replaced?
- This has happened only one time in over 10 (ten) years. If during operation, shut off the unit immediately, and do NOT try to repair yourself!. Pack the unit carefully into the box and send it to us. **DON'T WORRY ABOUT IT!!!!**
- We can replace the tube. Breaking the tube won't inflict any danger on you, (except the broken glass). All Pulsed Technologies P3, P3+, and P3pro designs use ONLY "inert" noble gases and NEVER contain ANY mercury, lead or anything harmful.



# Q&A – Plasma Tube Gases

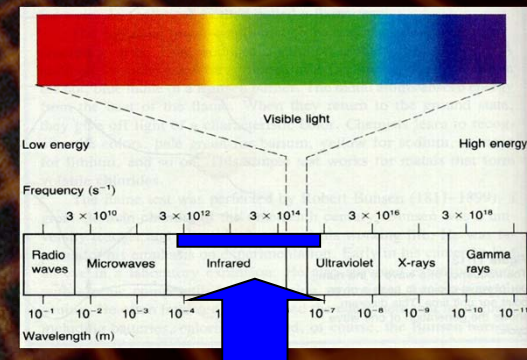
- **What does the plasma tube contains?**
- The glass / plasma tubes contain noble gases in a complex and proprietary mix: Neon, Argon, Krypton, Xeon and sometimes Helium, thus assuring a wide and complete spectrum generation. Each of these gases are among the most stable of elements and chemically inert.
- The glass itself is known as Pyrex, a pure non-leaded glass.





# Q&A – Plasma Tube Emissions

- Are there any harmful UV emissions from the P3's plasma tube?
- NO. The P3's spectrum is carefully designed to maintain operation within safe limits. The Therapeutic Window extends to both sides of the visible light spectrum into BOTH the infrared as well as the ultraviolet.
- The emitted spectrum does not extend so far into either range far enough to enter the (human) biologically harmful areas.





# Q&A – Tube Longevity


- **How long should the plasma/glass tube work?**
- The plasma/glass tube itself has an exceptionally long life and should provide many years of service even under heavy use
- There are plasma systems built over ten years ago still in daily operation. All known P3 plasma systems manufactured to date are apparently still in operation
- The plasma tube contain “getters” which electronically, at the atomic level, attach to and absorb impurities that have worked their way into the tube over time





# Q&A – “How Long” ?

- **How long should I run the unit/frequencies?**
- Less is generally better than “overdoing it” Use it for how much you feel necessary or beneficial, don’t overdo it. If it makes you feel BAD .... THAT is “too long”! (It also typically means it IS WORKING!)
- We recommend you to refer to the document Bioenergetics Session Considerations (PDF, 4.7MB) for more information.
- Usually, running individual frequency from 120 seconds up to 300 seconds should be enough. Individual scripted sessions, even in severe crisis scenarios typically 1-2 hours total.

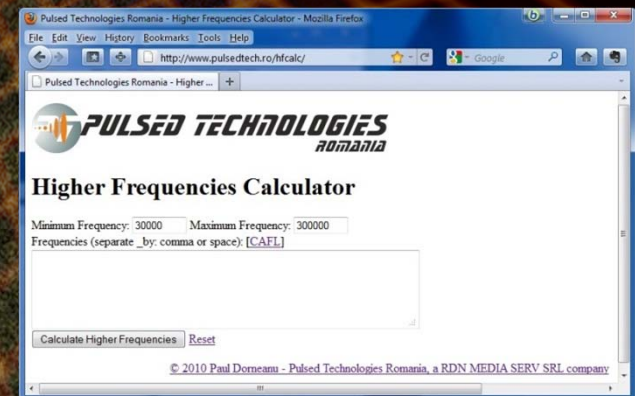




# Q&A – Frequencies & Time

- I have too many frequencies and my sessions take a lot of time to run, what should I do?
- Using the Higher Frequencies Calculator (URL below), will identify duplicate harmonics even if the base frequencies are different. You can also split frequencies and determine which frequencies are more efficient. Do not neglect the others

[www.PulsedTech.com/hfcalc/](http://www.PulsedTech.com/hfcalc/)





# Q&A – Frequency Sweeps

- **What are sweeps? Do I need it?**
- Sweeps are useful for more limited equipment. They are ultimately not desirable for the most effective results. We have learned that, when using Higher Frequencies, there is much less the need for sweeps. For lower frequencies you can create frequencies close to the base frequency, within 1 or 2 Hz range. Example: base frequency 2727. Use the following frequencies to emulate sweep, by adding or removing 0.5Hz from the base frequency: 2726, 2726.5, 2727.5, 2728. The recommend higher frequencies would be: 21808, 21812, 21820, 21824, 21816 (calculated using the Higher Frequencies Calculator)
- This important issue will be discussed in detail in the Bioenergetic Session Considerations document



# Q&A - Documents

- **Where are the documents located?**
- All the documents referred to here, including this one, are freely available on the on the Pulsed Technologies website as well as the provided software CD.

***<http://www.PulsedTech.com/download.html>***



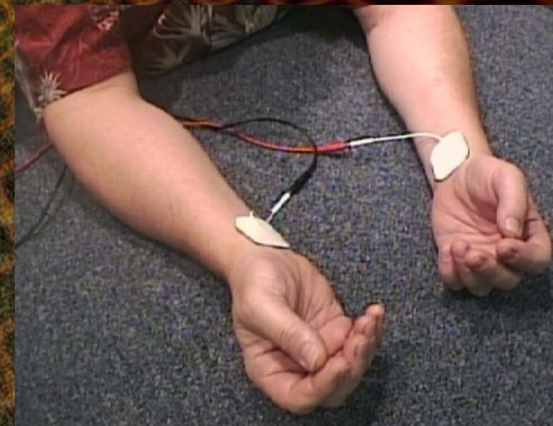
# Q&A – FailSafe System

- **My P3/P3+ interrupts while running a frequency. What should I do?**
- The most probable cause is the core overheating and there's an automatic fail safe system that turns off the unit to cool down.
- What can you do:
  - Assure the unit has proper ventilation and that the end caps are not covered.
  - Move it away from heat sources.
  - Adjust the offset (if your PFG device allows for programmable offset adjustment; PFG2X does not)
  - Change the waveform/function (square, ramp\_dn or other)



# Q&A – Electrode Placement

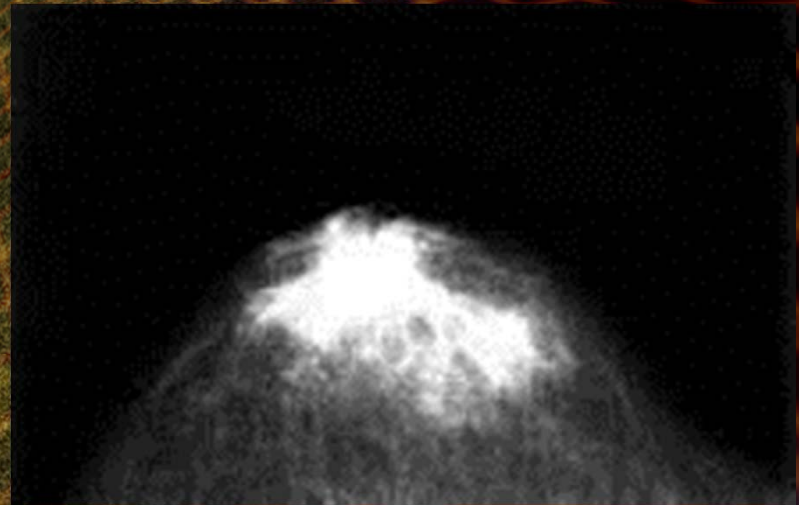
- **Where do I place the electrode pads.**
- This is a strategy best prepared between the practitioner and the client although many practical examples may be given in accompanying documentation.
- There are many variables to consider, however strategic placement can affect exceptional results where casual placement may still be effective but at a less accelerated rate.





# Q&A – Direct Application

- **Should I apply electrodes directly to a “problem” area**
- Most situations are well served by application over a wide area HOWEVER ..... Sometimes pathways are impeded by scars or toxins which may prevent signals from getting to the “target” areas.
- Localized placement with the path between electrodes traversing the target pretty much assures direct and successful delivery of signal.





# Q&A – Tingling / Feeling

- **What if I don't feel anything, ... Is it working?**
- **CONTACT APPLICATION** – In direct contact applications it is likely you will feel something at lower frequencies although as you go higher in frequency you may feel little to nothing at all ...even at full power. It is not that the signal is low, it is simply because the body has no sensation at these higher frequencies.
- **Note:** If you feel the unit might not be outputting, shift to a low frequency at medium to high power to test. Lower frequencies should most definitely be able to be felt as a strong tingling sensation
- **PLASMA APPLICATION** – Typically you will have little to no sensation at all although many people can most definitely feel certain frequencies as they physically resonate with targets or “disturb” target pathogens.



# Q&A – Detox & Herx

- **How do I minimize the reactions**
- Most of the Detoxification / Herxheimer reactions can be minimized or eliminated completely via keeping the body flushed as the application process is going on.
- Simply drinking plenty of CLEAN, FILTERED water goes a long way in this process.
- Additionally a bit of activated charcoal also helps absorb toxins released in the process.





# Q&A – Retarded Recovery

- What are some of the issues which contribute to "slow recovery"?
- **Toxicity** – foods, smoking, alcohol, pesticides, pharmaceuticals, dental, chemo
- **Subject Compliance** – not following directions, not using recommended supplements
- **Organ Dysfunction** – physical damage, chemical, congenital
- **Malnutrition/Cellular Chemistry** – supplementation, diet
- **Geopathic/Electromagnetic Stress** – environment
- **Misc.** – Age, congenital, compromised immune, lack of family support
- *Others - ???????????*



# Q&A

- YOUR Question HERE
- ANSWER HERE





## PRACTITIONEERS APPLICATION

Show the contents of the package

Install Software (custom software versions may be made available to certain practitioners)

Show how cable connections are made

How to enter and run your first frequencies

Calculation of frequencies

Proprietary method of calculation – NDA???

How to make a protocol for a treatment, group, or reuse

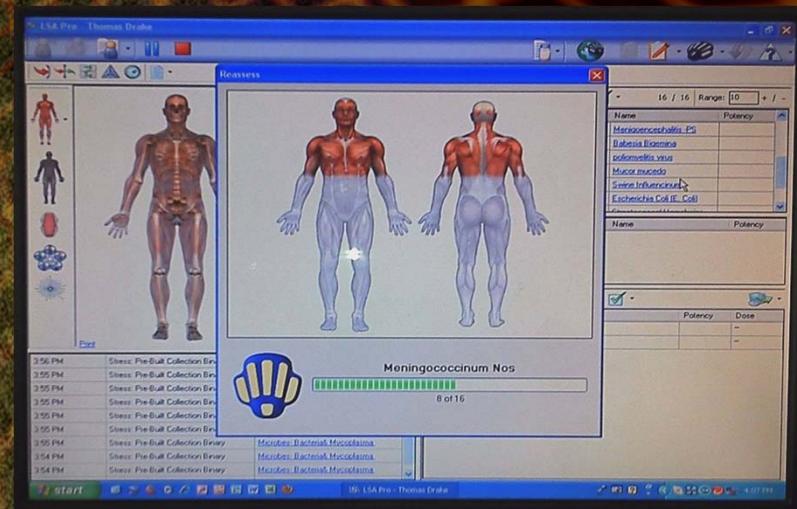
Timing considerations

Practitioners' unique needs and problems



# Practitioner Assessment


- Practitioner assessment aids such as the available Zyto system can be instrumental in quickly determining needed “frequency supplements” and targeting applications or protocols.






# Practitioner System Candidate

- Inexpensive quality netbook computers provide an excellent platform for client “rental” or “loan” use as part of an ongoing strategic protocol





# Practitioner System



- Relatively Inexpensive
- Very Portable
- CUSTOMIZED to practitioners business model/client needs
- Remotely accessible and controllable by practitioners office/technician
- Can be universally used on any PT devices


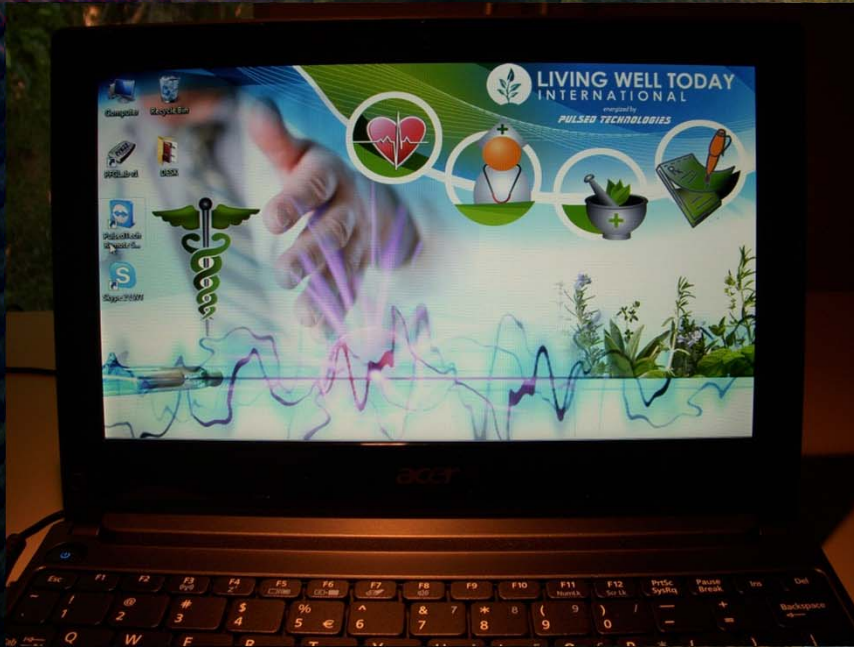
## CUSTOMIZATION

- Business logo/icon
- Splash screen
- Contact information
- Embedded instructions and reference notes for client
- Practitioner controllable libraries
- Access to PT private libraries
- Remotely modifiable



# Practitioner System

- Remote Support/Control
- Video Calling/Visual Exam
- Default Website
- Practitioners written Instructions and Notes
- Contact Information & Scheduling



[www.PulsedTechnologies.com](http://www.PulsedTechnologies.com) [www.PulsedTech.RO](http://www.PulsedTech.RO)



# Custom Branded Software

**PFG Lab v1.1.0.118 - Registered**

File Edit Options Help

**Operation Mode:**  
Contact (PFG)

**Frequency:**  
23958<sup>Hz</sup>

**Time left:**  
1:56

**Output Monitor:**  
Waveform: Square  
Offset: 0 Power: 10  
This is a simulation of the output!

**Currently Active Session:**  
Support HF

Frequency	Waveform	Offset	Power	Time (s)
23958	Square	0	10	120
24354	Square	0	5	120
28251	Square	0	5	120
29766	Square	0	5	120
32121	Square	0	5	120
32670	Square	0	5	120
36735	Square	0	5	120
38280	Square	0	5	120
44505	Square	0	5	120
44583	Square	0	5	120
45549	Square	0	5	120
45738	Square	0	5	120
54531	Square	0	5	120
56133	Square	0	5	120
56376	Square	0	5	120
57519	Square	0	5	120
58806	Square	0	5	120

**Modified Date:**  
8/9/2011 10:50:52 AM

**Notes:**  
High frequencies for general support

**Authorized Partner:**  
LIVING WELL TODAY INTERNATIONAL  
www.lwtinternational.com

**PULSED TECHNOLOGIES**  
www.PulsedTech.com  
© 2011  
804.562.8554



# End-User Application

- Client can use preprogrammed system in the privacy of their own home
- May be utilized while reading, watching TV etc. so as to minimize impact on daily schedule
- Daily protocol commitment and regular reporting and/or feedback to practitioner can be done on the clients schedule
- Data and comments being "collected" via txt messages at the practitioner office can be addressed on his schedule






# Important Application Notations

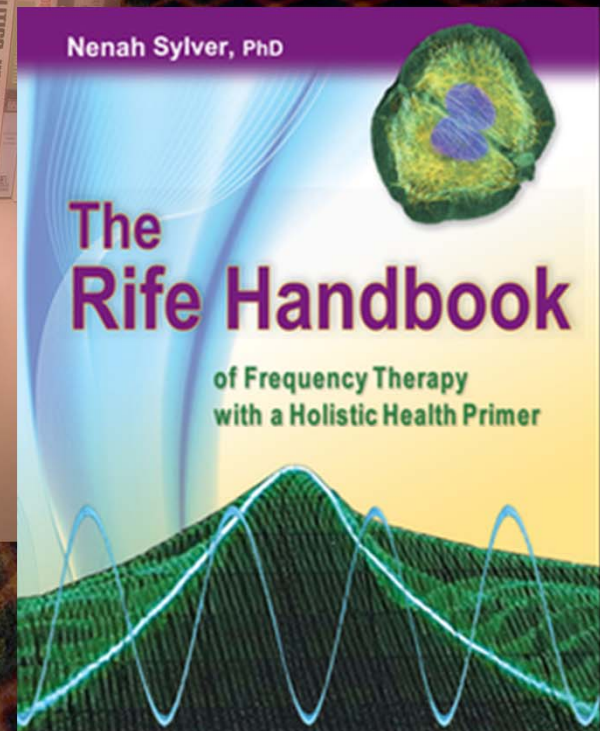
- Most serious client situations cannot be helped with only “occasional/irregular” office visits
- Required daily commitment and regular reporting and/or feedback to practitioner can be performed without office visits or can “red flag” when an office visit is needed.
- Irregular and/or nonconsistent use by client can be **DETRIMENTAL** in pathogenic situations stimulating the development of mutations of the pathogenic organisms
- While mutations CAN be, (and often are), addressed within the proprietary protocols, response time is better and more complete when a diligent and consistent protocol is adhered to.
- Practitioner has access to the HISTORY of last 10 session uses of device indicating when/what was used by client.



# Operating Strategies & Considerations



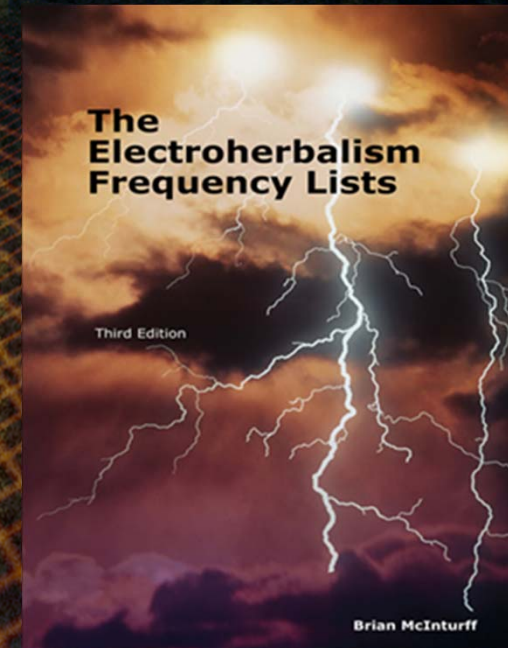
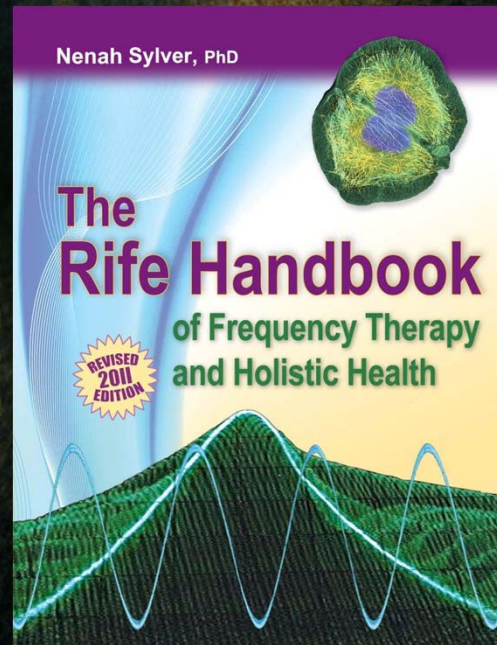
If you have but one book in your frequency therapy library .... THIS should be the one!





# Frequency Selection

- Publicly available & accessible frequency resources



- Good **STARTING POINTS !!!**



# Frequency Starting Points

CAFL - Mozilla Firefox

File Edit View Go Bookmarks Tools Help

http://www.electroherbalism.com/Bioelectronics/FrequenciesandAnecdotes/CAFL.htm

## CAFL

The Consolidated Annotated Frequency List

Compiled by [turf@mindspring.com](mailto:turf@mindspring.com), Version 2004-04-17

Notes: Values are given in Hz. There is, in general, nothing special about the order inside the sets. This data was compiled from many electronic sources verbatim (e annotations) and there is no guarantee of any beneficial effects - most sources of the questionable but all frequencies found were included in the hope that at least one is helpful. See [Intro to Frequencies and Anecdotes](#) for information on the experiments used, see warnings about using frequency devices beforehand, use proper detox, a needed! Frequencies are typically run three minutes each or more as necessary. Also see [Bruce Stenulson's Normalizing and Stimulating Frequencies list](#). Frequencies are ones often found to be the most effective for that condition. Sets with a number (1) or (2) are anecdotes. Sets with (exp) are genome frequencies. Sets with (v) are complimentary of Carolina Health Center, and among the better tested. See full [Intro](#)

Abdominal\_infl 32, 80  
465, 450, 444,  
Abdominal\_pai  
Abscesses (al  
Abscesses\_se  
Acidosis (hype  
Acne (run 564  
564, 465, 450,  
Aconite (used  
Actinobacillus  
768, 776\*, 777  
Actinomyces\_i  
holes in tissue  
727, 20  
Actinomycosis  
Acupuncture, c  
Acute pain 3

Applet fphover started

Nenah Sylver, PhD

**The Rife Handbook**  
of Frequency Therapy  
and Holistic Health

REVISED  
2011  
EDITION

### Frequency Directory

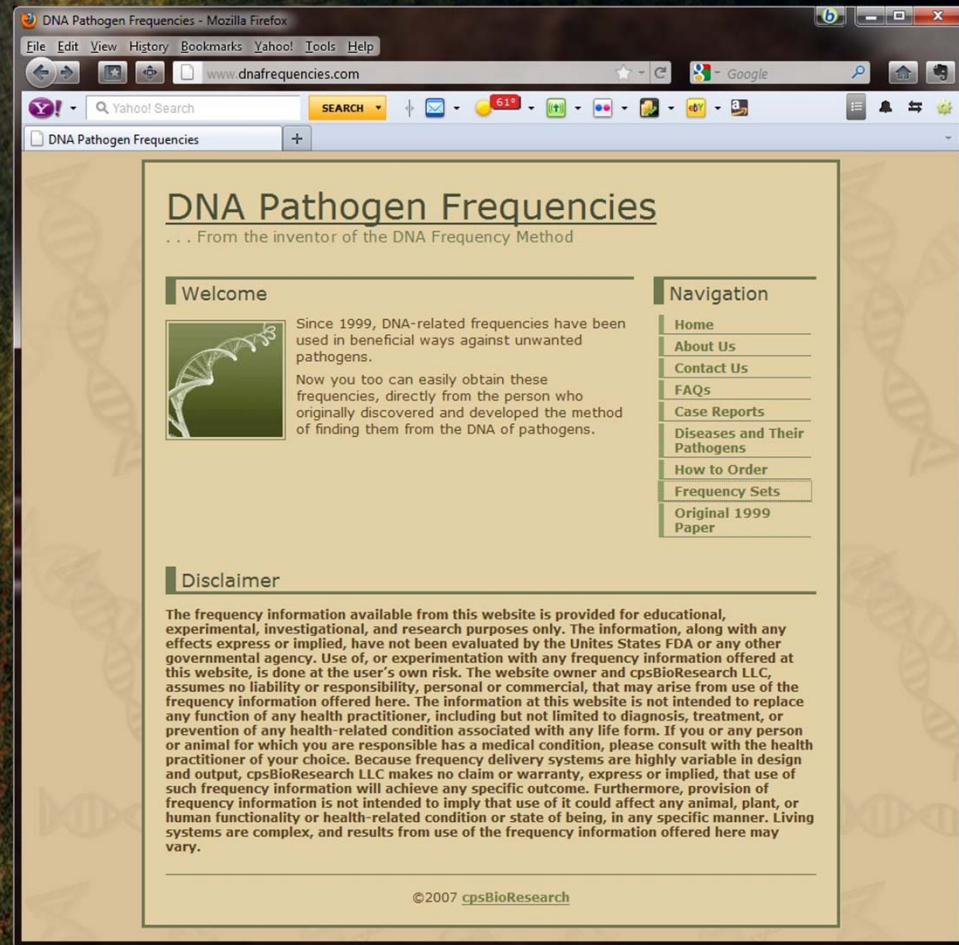
**A**

<b>Abdominal Inflammation</b> <i>Also see "Abdominal Pain" and "Gastrointestinal Problems."</i>	See "Inflammation" for summary of what discharges inflammation from infection.	1.2 + 250, 30, 72, 96, 126, 146, 388, 426, 440, 444 + 1065, 405, 450, 590, 690 + 650 + 727/728, 776, 787, 802 + 1550, 804, 807, 815, 855, 890, 1090, 1770, 1800, 2K, 2008, 2170, 2490, 2720
<b>Abdominal Pain</b>	There are two main causes of abdominal pain. Also see "Abdominal Inflammation" and "Gastrointestinal Problems."	3 + 290, 28, 95, 148, 380, 313 + 523 + 775 + 785, 440, 522, 565, 7008, 2720, 3K, 10K
<b>Abscess, General</b> <i>Also see "pericardial body pain."</i>	Cavity formed by the disintegration of tissue, which develops pus, an accumulation of dead white blood cells.	190, 426, 444 + 1565, 450, 465, 500, 660 + 690 + 727/728, 770, 787, 802 + 1550, 800, 2170, 2720
<b>Abscesses in the mouth</b> <i>entry under "Mental Health Issues."</i>		
<b>Acidosis</b>	A disturbance of the acid-base balance of the body. The most important thing you can do is not eat sugary foods, such as vegetables, fruit, vegetable juices, agave, and molasses.	10, 146, 602 + 690 + 727/728, 776, 787, 802 + 1550, 840, 10K
<b>Acid Reflux</b> <i>See "Stomach," "Stomach," "Gastrointestinal pain," and "Mental Health Issues."</i>	Inflammation and sometimes bleeding of the esophagus through irritation from excessively acidic or alkaline fluids, bile, and/or food that enter upwards from the stomach. This condition may be due to a hiatal hernia, improper closure of the esophageal sphincter (which is supposed to prevent the upward movement of the stomach's contents), or irritating foods. Eating more frequent and smaller meals, waiting after eating, and not eating just before going down may help. If symptoms are caused by a sliding hernia (the stomach out of position), try the following self-manipulation technique: drink a full glass of water immediately after eating, and jump up and down.	426, 444 + 1005, 450, 465, 564, 660 + 690 + 727/728, 760, 778, 787, 800, 854 + 1550, 1500, 1550, 1600, 1800, 2170, 2720
<b>Acne</b>	Skin eruptions due to pores becoming clogged with dirt and possibly pus, an accumulation of dead white blood cells.	
<b>Actinobacillus</b> <i>See specific entry under "Infection."</i>		
<b>Actinomyces israelii</b> <i>See specific entry under "Infection."</i>		
<b>Actinomyces</b>	Infection of the brain, lungs, gastrointestinal tract or jaw caused most often by <i>Actinomyces israelii</i> , usually manifesting as lumps in the neck and head, sinus infection, or as dental problems, in bone filled with pus (an accumulation of dead white blood cells).	1.1 + 73, 20, 160, 220, 222, 260, 465, 486, 507, 660 + 690 + 727/728, 787, 2164, 7880, 10K



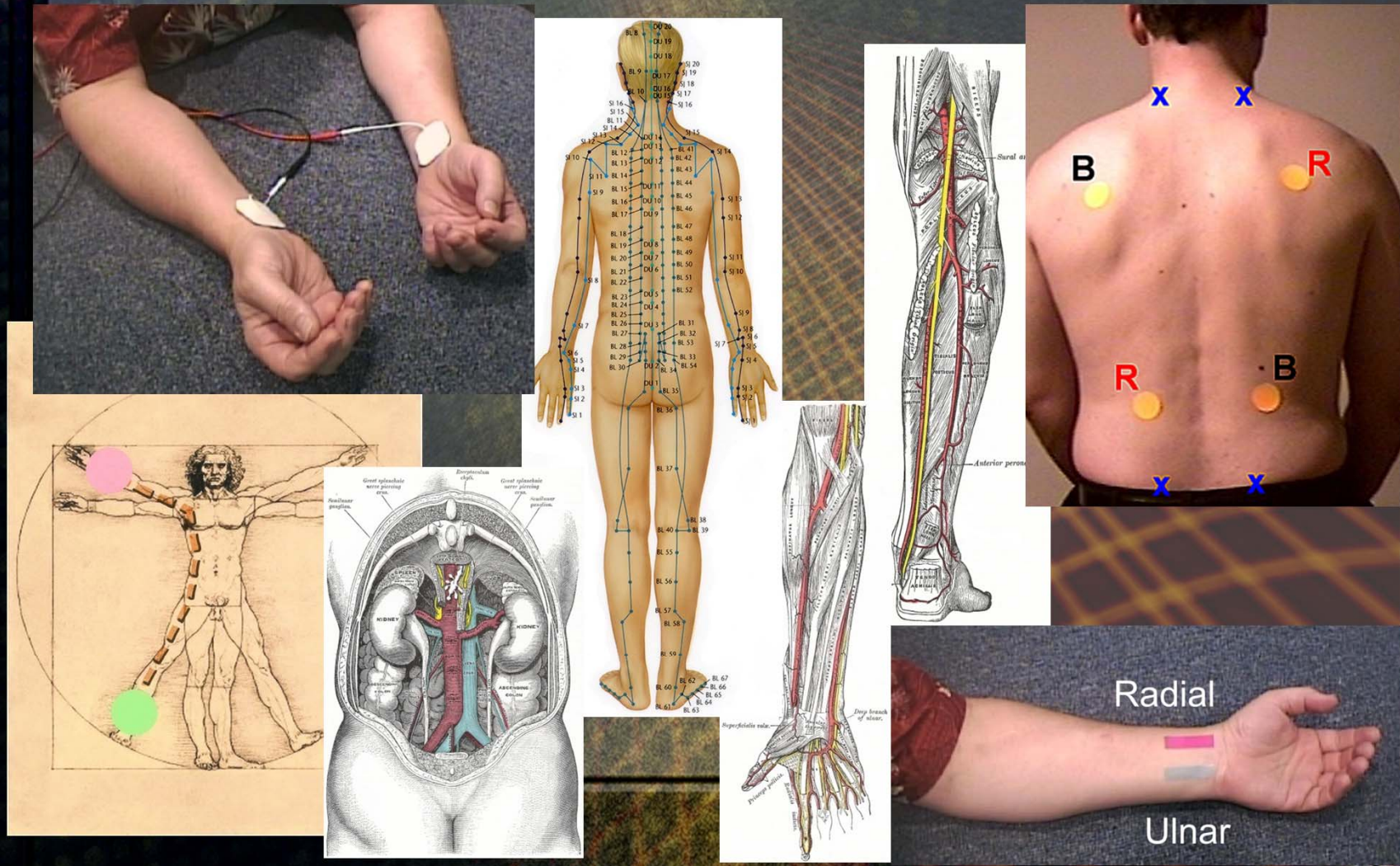
# Calculated Frequencies

- Specific pathogen MORs can be calculated based on a patented method as an available service.
- Specific targeting can be invaluable when dealing with known pathogens
- ***[www.DNAfrequencies.com](http://www.DNAfrequencies.com)***



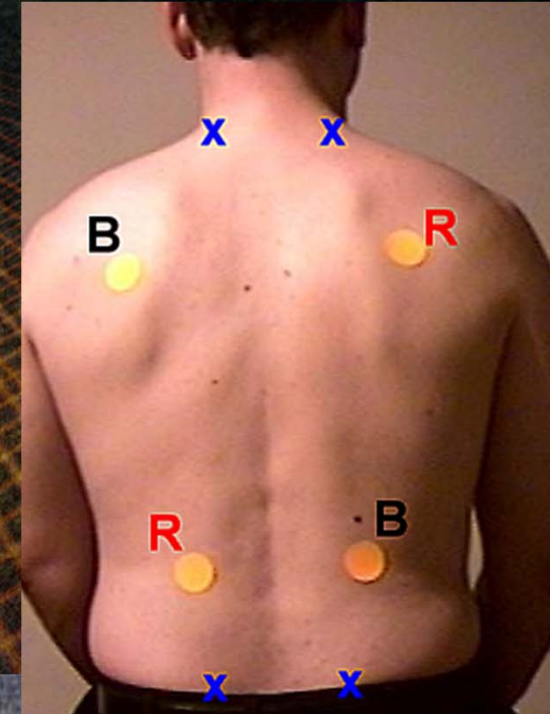
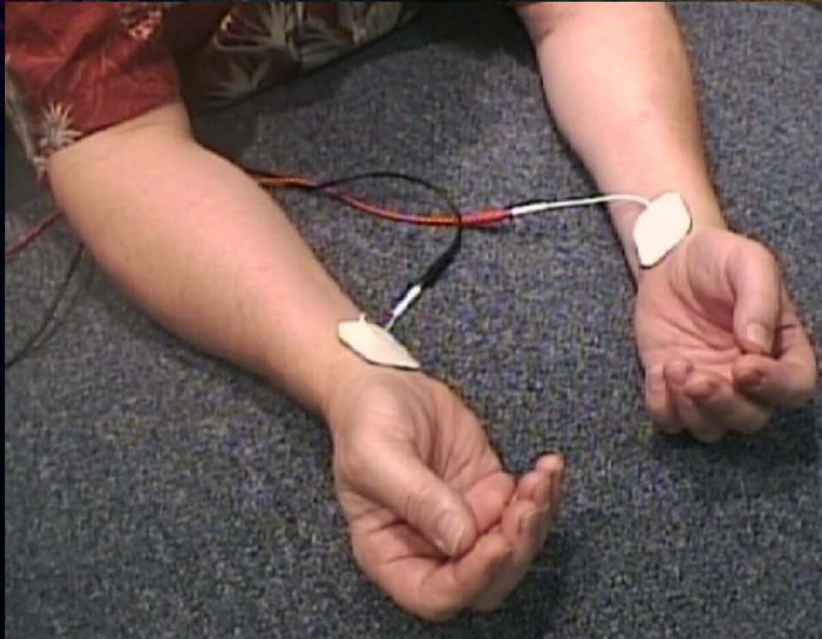


# Delivery Considerations

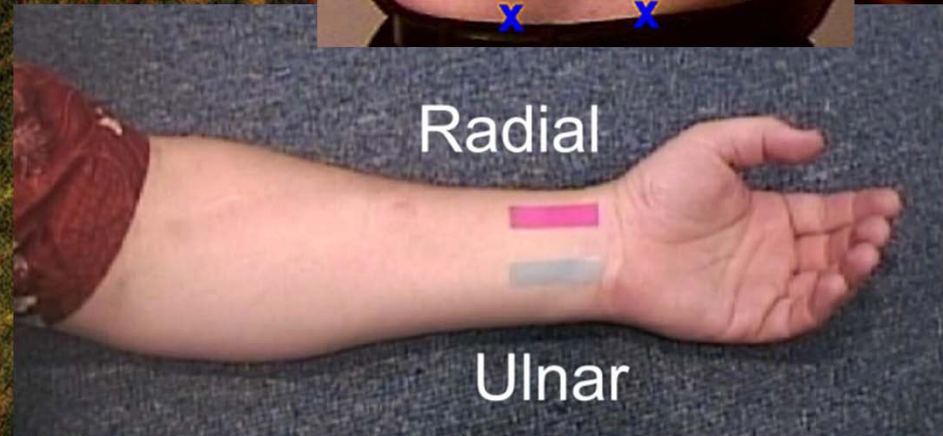




# Delivery – Electrode Placement

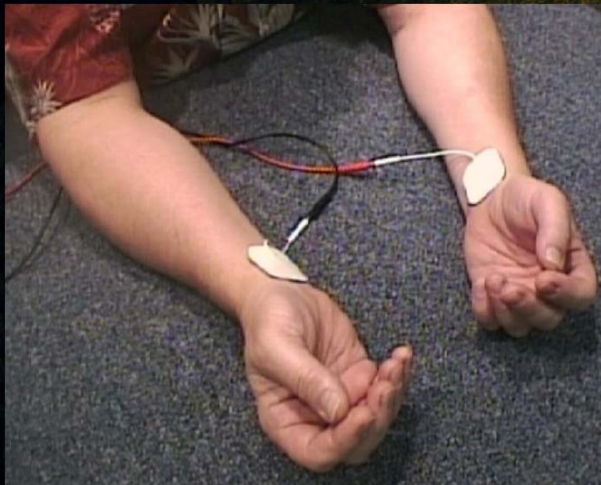
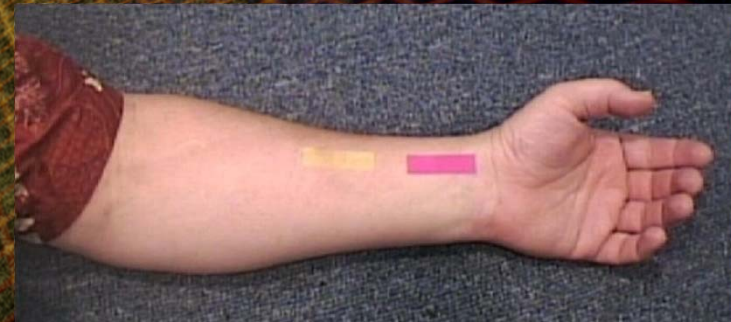
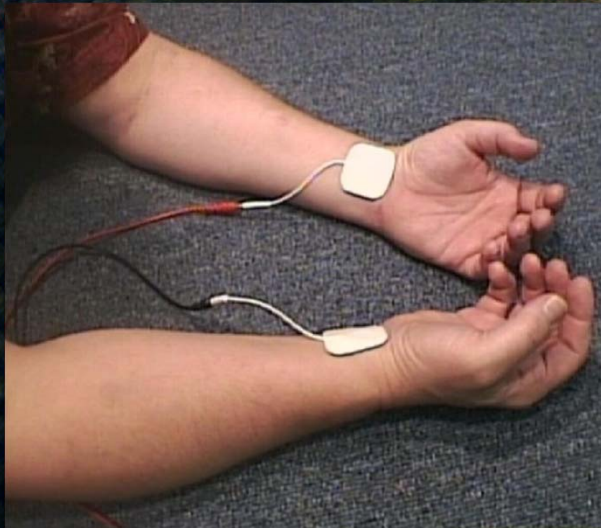


- Multi-frequency delivery via contact method allows for convenient localized targeting or general systemic application with planned logical placement for intended use





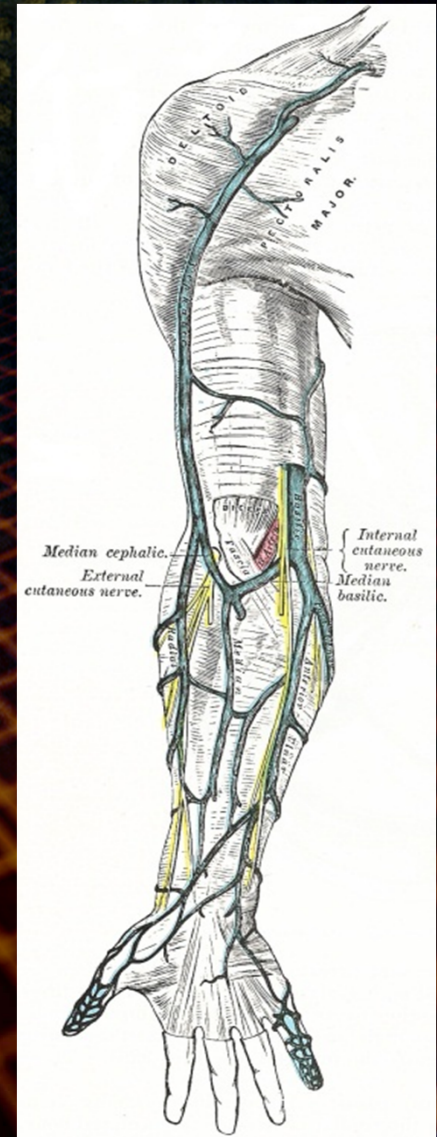
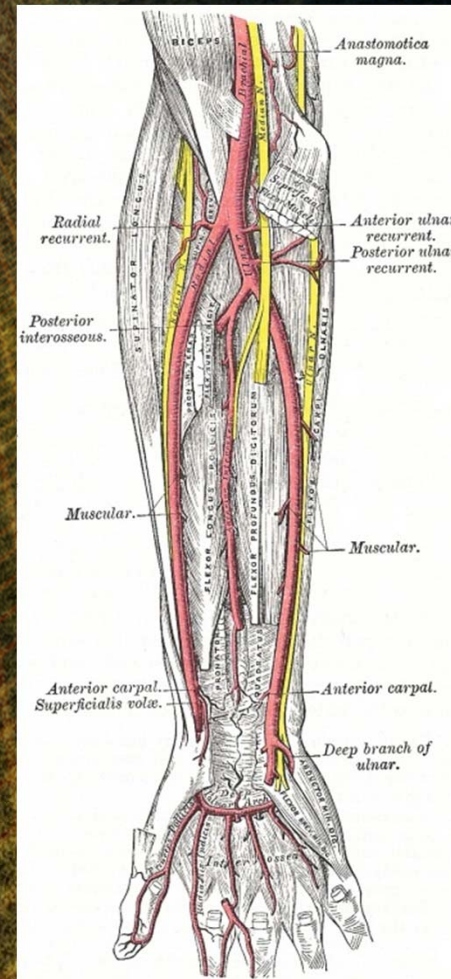
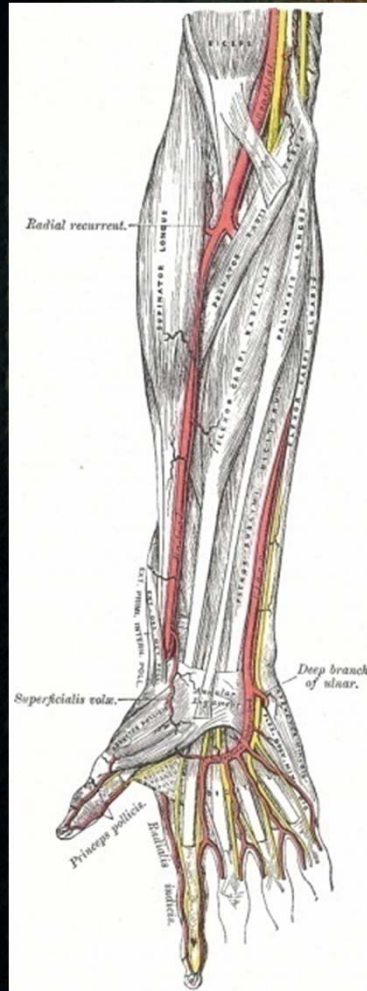
# Circulatory System





# Circulatory System

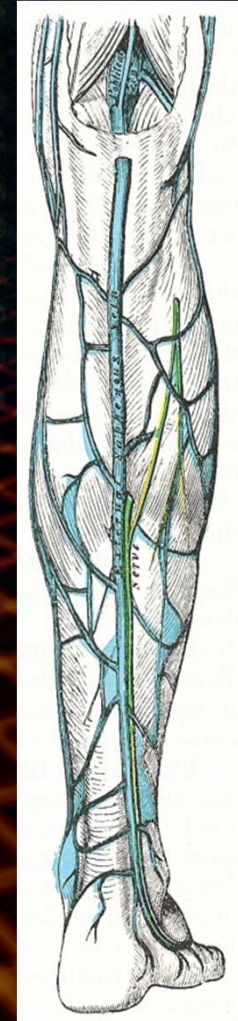
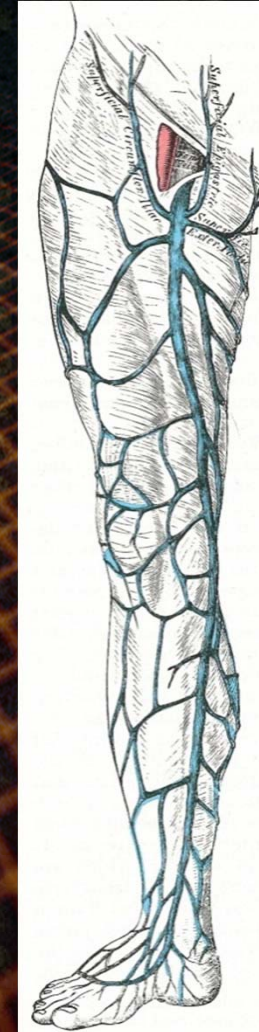
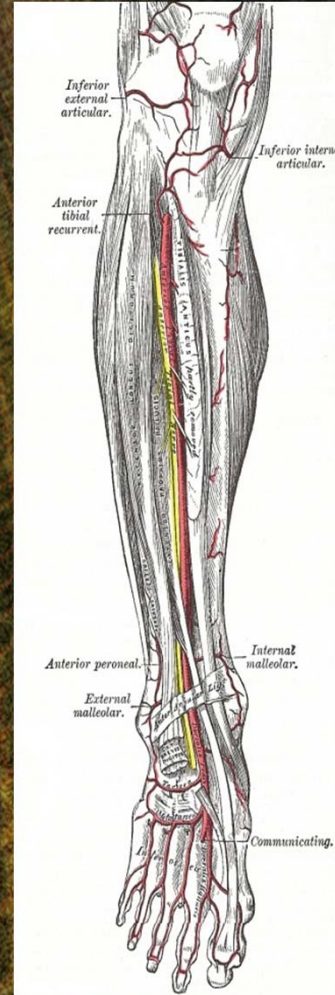
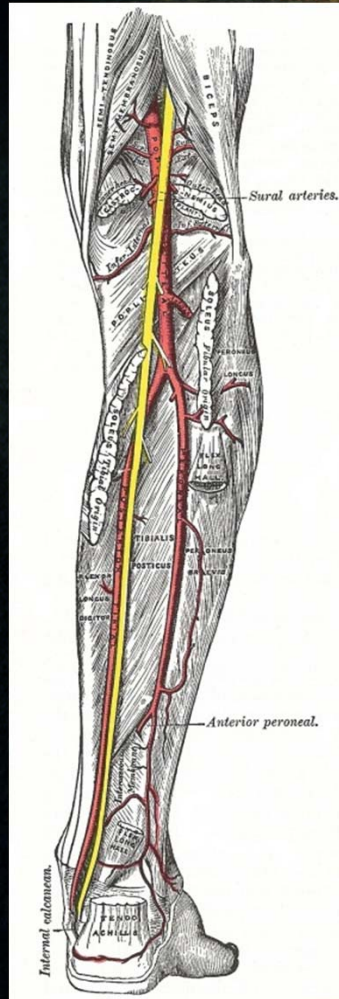
- Strategic use of highly conductive circulatory system as electronic pathways





# Circulatory System

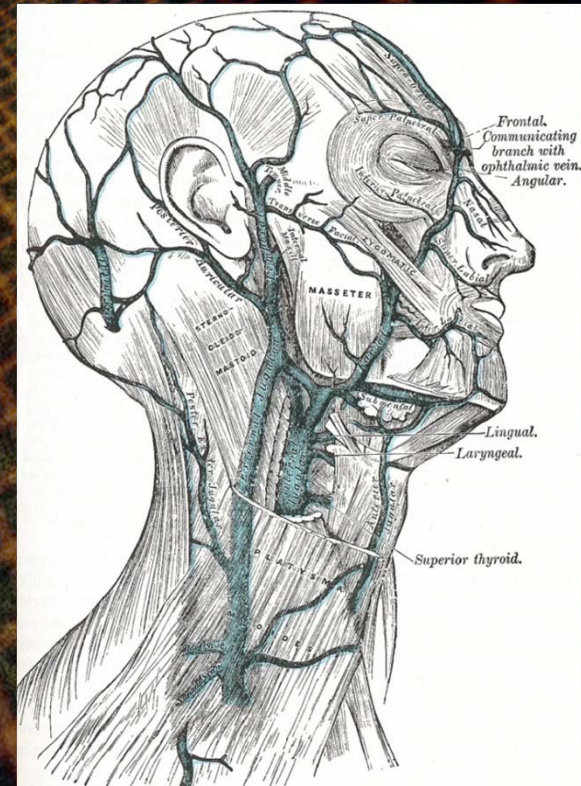
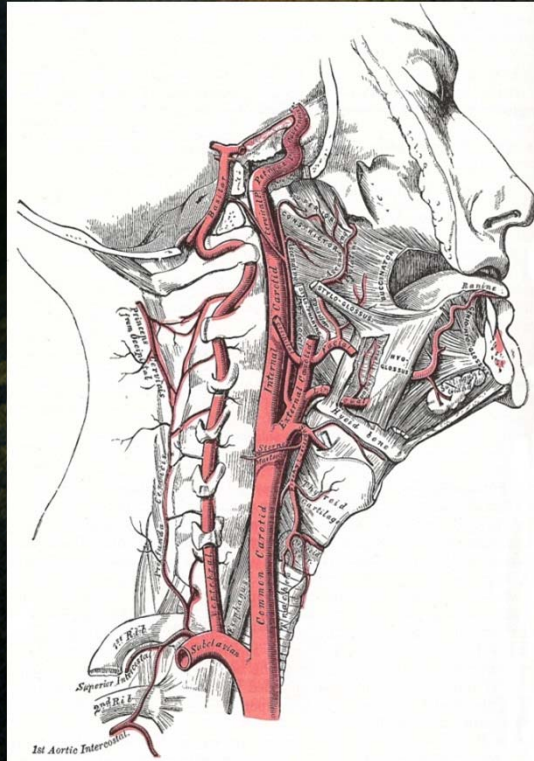
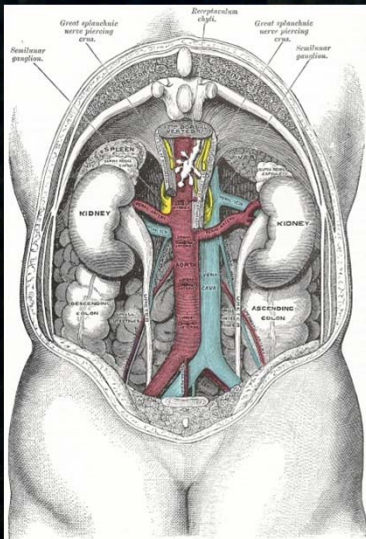
- Multi-frequency delivery to targeted areas of the body may be provided via strategic use of highly conductive circulatory system





# Circulatory System

- **DO NOT** apply electrodes to the **HEAD OR HEART**

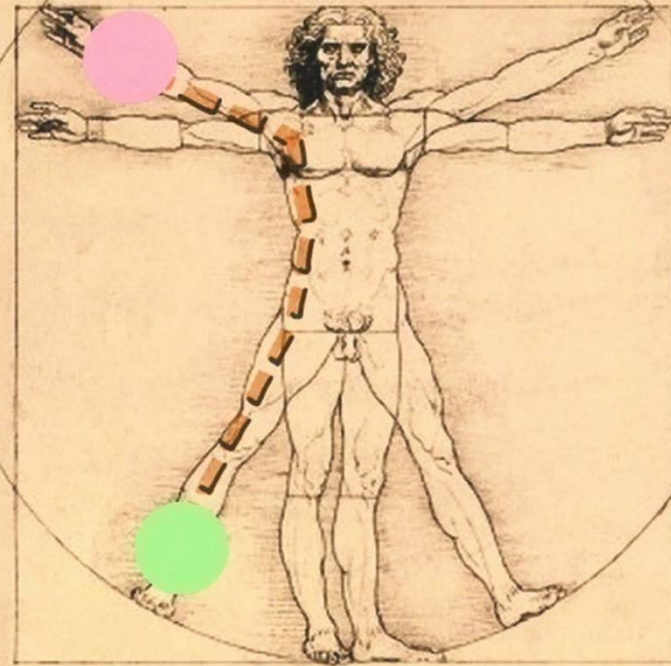




# Overall Body Placement

- Strategic electrode pad placement can accomplish large area of body coverage while largely avoiding certain key areas.
- Careful planning for client-specific needs can be addressed while still offering optimal signal delivery.

## Wrist - Ankle

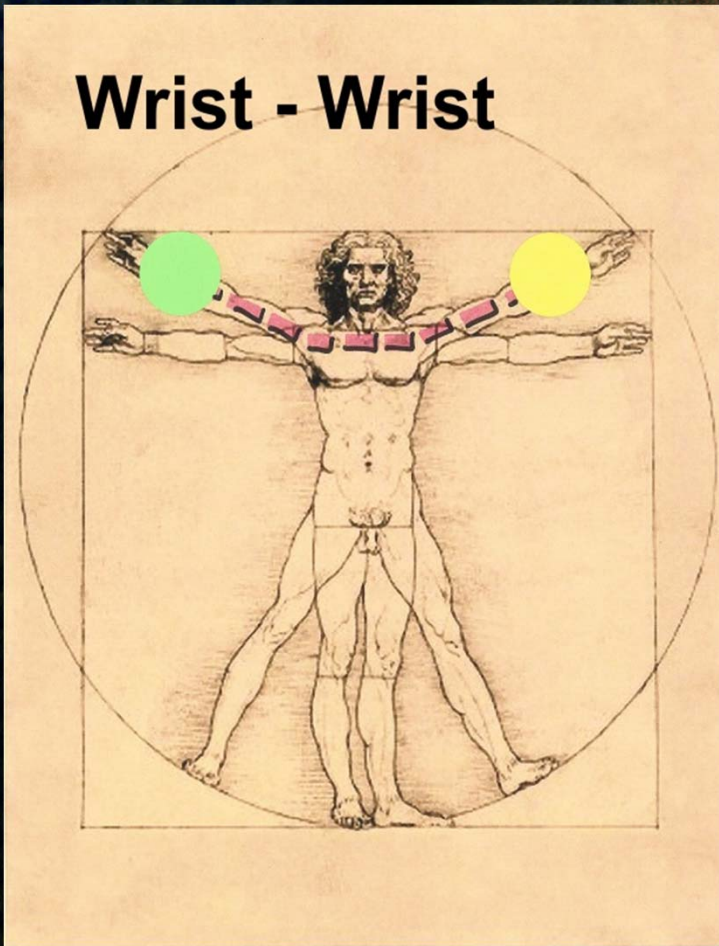




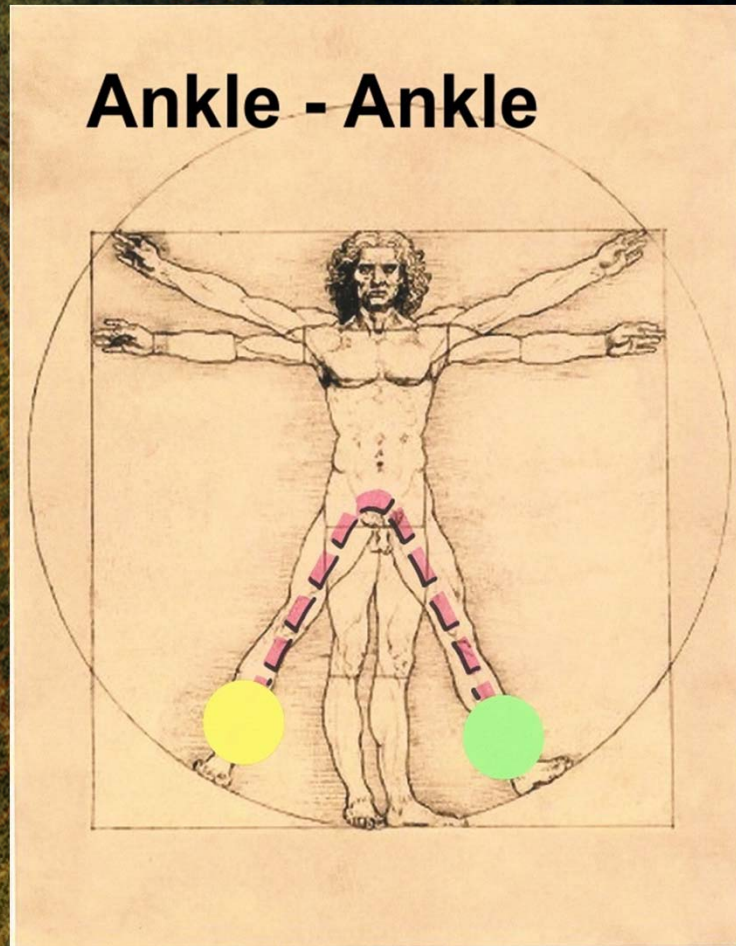
# Overall Body Placement

- Excellent "upper-body" targeting

## Wrist - Wrist



## Ankle - Ankle

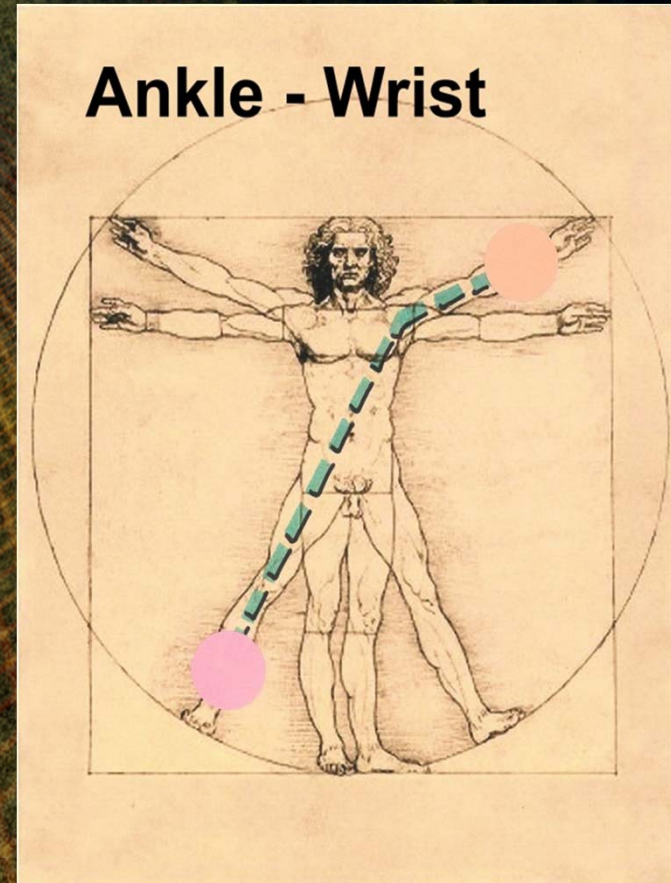
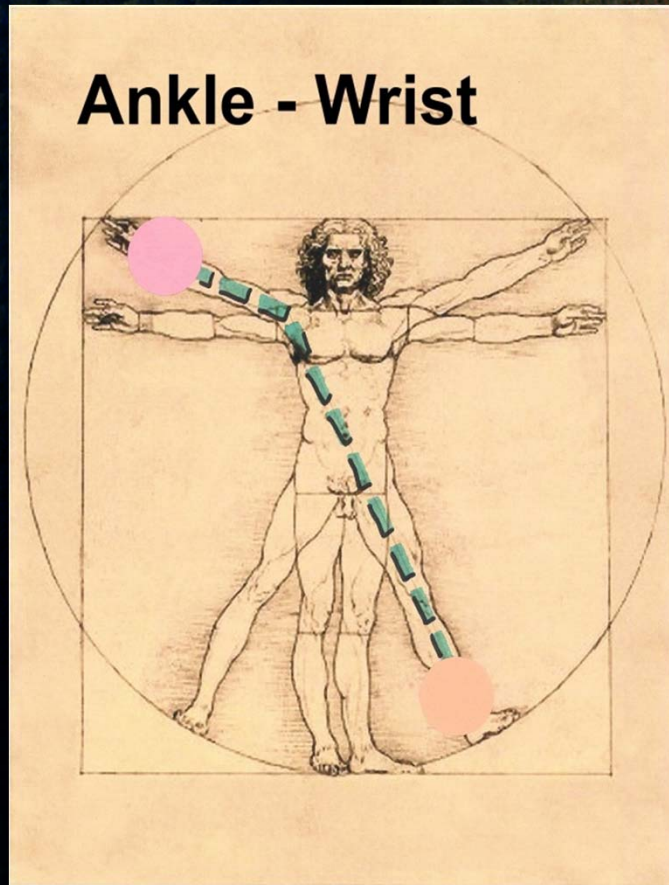


- Excellent "lower-body" targeting



# Overall Body Placement

- Best “full-body” coverage



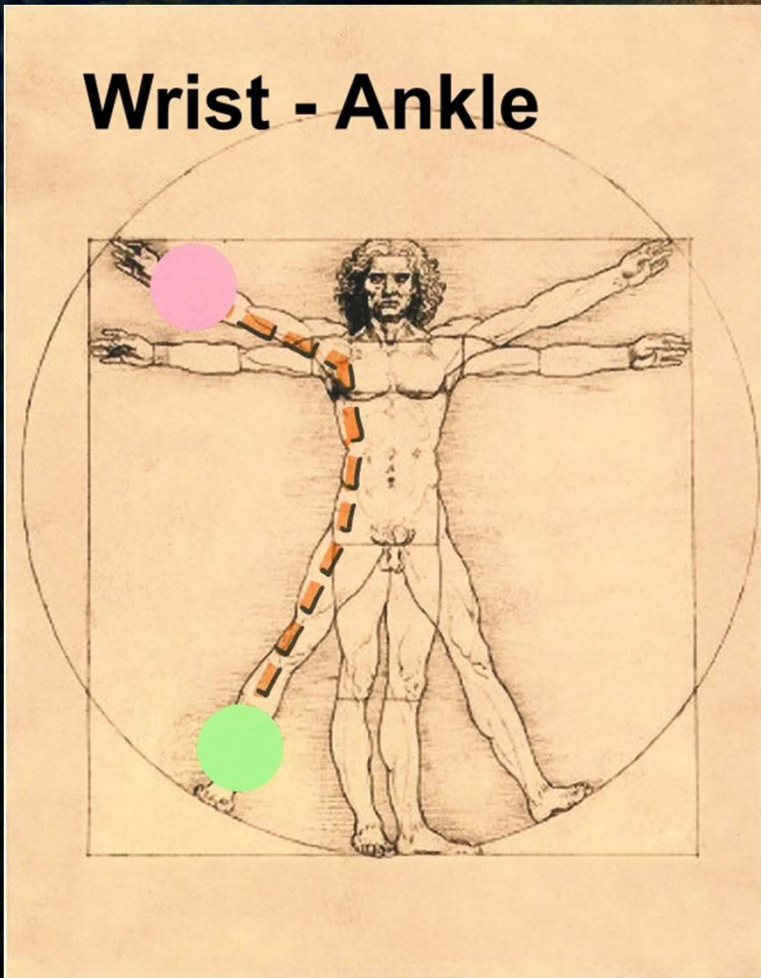
- “Least Recommended” Scenerio (a lot depends on the person, the power level, and what is actually being addressed)



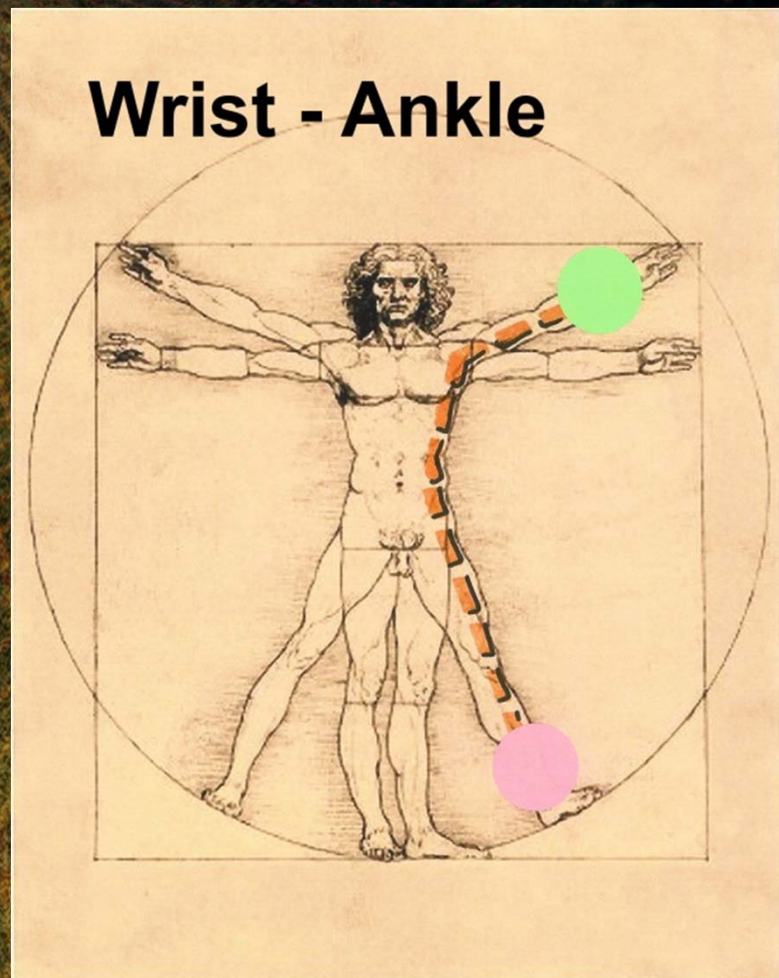
# Overall Body Placement

- Strategic placement for localized focus

**Wrist - Ankle**



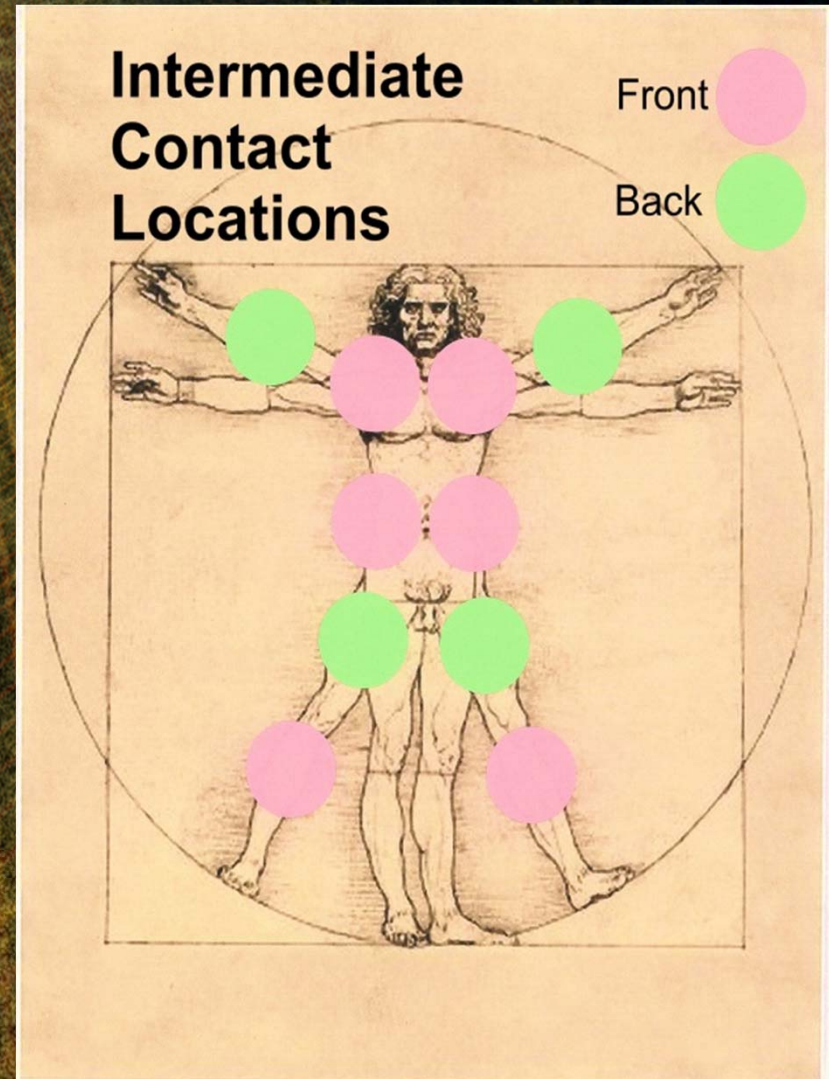
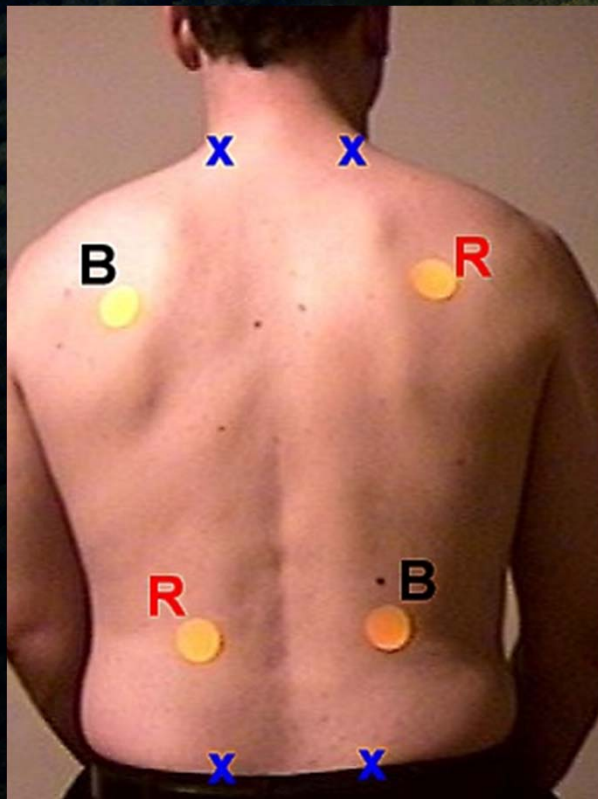
**Wrist - Ankle**





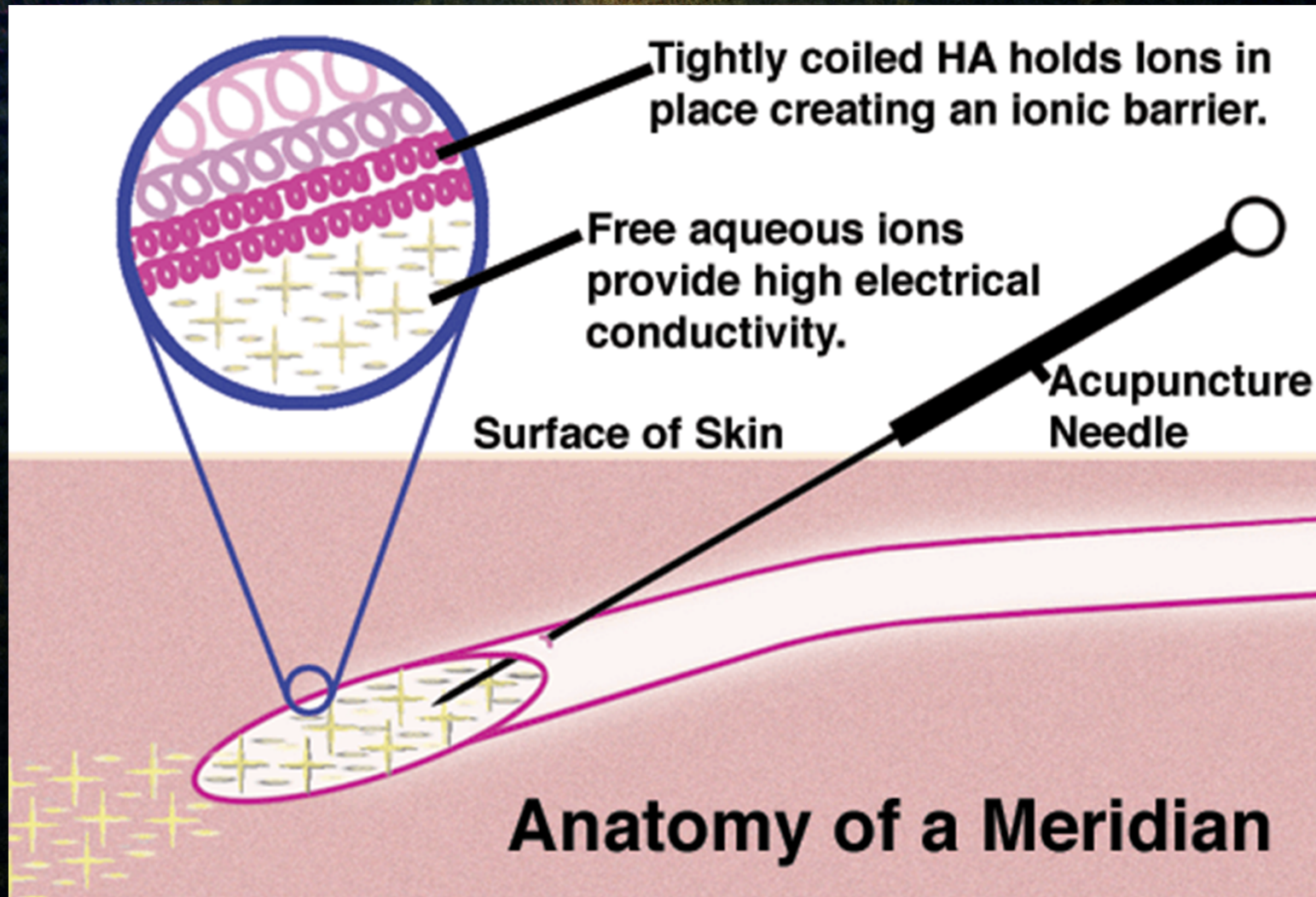
# Overall Body Placement

- Alternate/Intermediate contact points can be used for even more strategic localized targeting





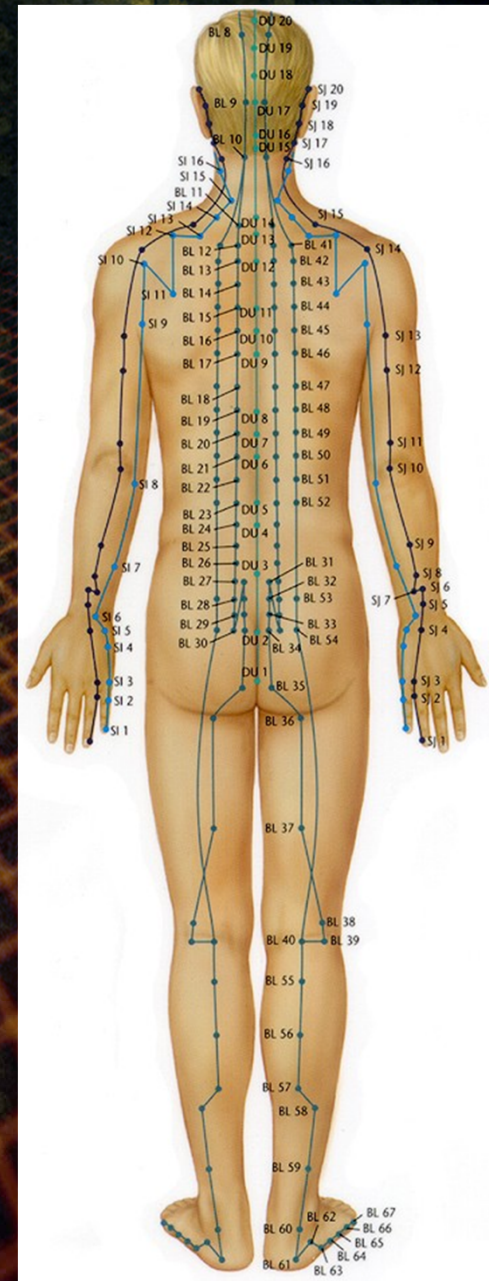
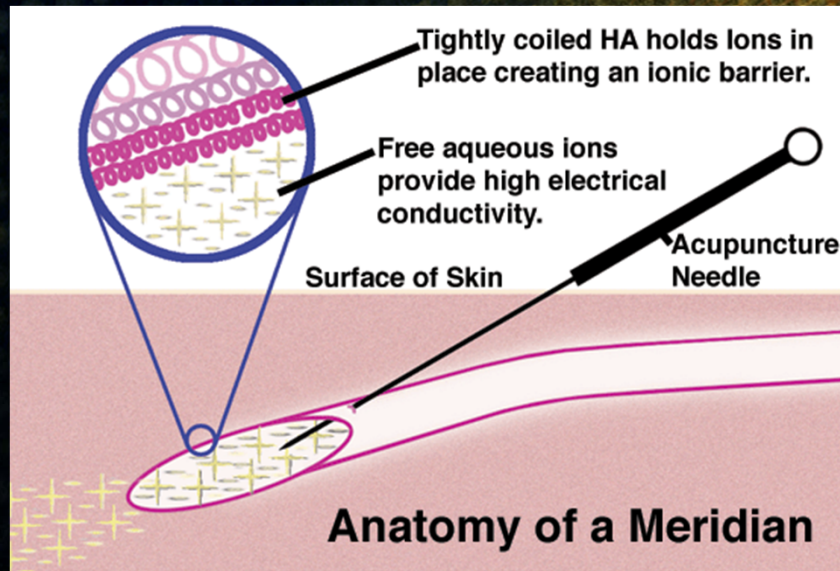
# Conductive Meridian





# Accupuncture Meridian System

- Knowledge and utilization of the meridian system and be utilized for very effective Multi-frequency delivery to localized targeted area even using the simplest contact equipment.





# "Pin-Point" Frequency Application



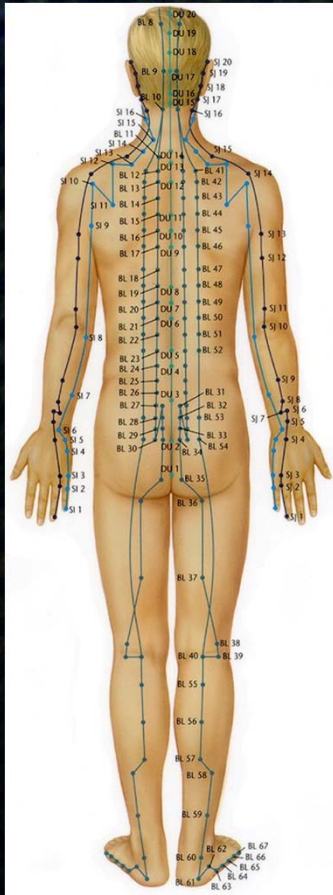
- Critical points corresponding to strategic locations can be located and individually targeted with precision frequency application



[www.PulsedTechnologies.com](http://www.PulsedTechnologies.com) [www.PulsedTech.RO](http://www.PulsedTech.RO)



# Meridians of Accupuncture System



- The Hyaluronic Acid (HA) binds water and ions to create electrically insulating tubes within which free aqueous ions provide highly conductive pathways .... like...  
**insulation covered copper wire**
- Highly electrically conductive media
- Excellent Fiber Optic system
- Directly connects to all key organs of the body. (provides knowledgeable practitioner direct access to particular target organs/systems)
- Electrically held together (Disappears immediately at death)



# Nuclear Medicine & Acupuncture

- The meridian system has been mapped using conventional nuclear tracing techniques.



- Some of these papers have been included

Ex Libris Jimmie L. Holman

Prepared by BioMeridian™

## Abstract #3

Nuclear Medicine and Acupuncture:  
A Study on the Migration of Radioactive Tracers after Injection at Acupoints

*American Journal of Acupuncture*, Vol. 20, No. 3, 1992

Writers: Jean-Claude Darras, Pierre de Vernejoul, and Pierre Albarède, C.H.U. Necker-Enfants Malades, F-75 743 Paris Cedex 15, France

Objective: This paper reports on the authors' investigation of the pathways of acupuncture meridians in the human body through the injection of radioactive tracers (isotopes) at acupuncture points.

Design: The radioactive tracer used was the most common radioactive tracer, technetium-99m ( $^{99m}\text{Tc}$ ), as sodium pertechnetate. The experiment was conducted with a gamma camera, a Siemens SAM (small-area mobile) digital scintillation camera. Image analysis was conducted by a computer system built into the camera. Morphological studies and quantitative dynamic studies were conducted.

The morphological studies consisted of analytical and differential studies. For the analytical studies, the radioactive tracer is injected at a control point located outside any acupoint. Then, another injection is given at an acupoint.

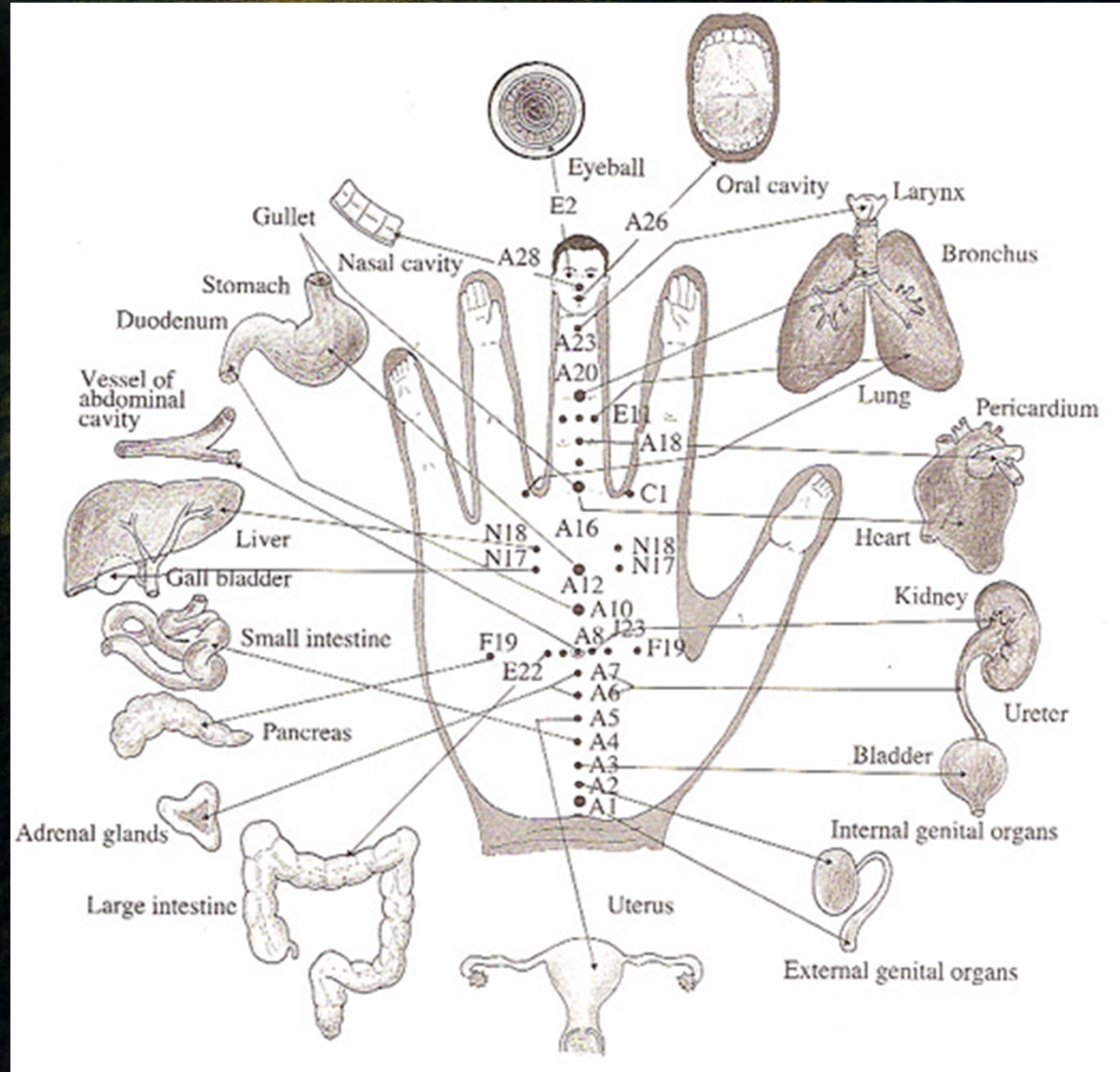
The differential analysis was conducted in order to establish the specific and unique characteristics of the pathways observed in the analytical studies and thus eliminate a vascular or lymphatic explanation. To investigate the vascular pathways, two radiotracers of different energies and therefore discernible by spectrometry were utilized: Technetium-99m was injected as an acupoint and Thallium ( $^{201}\text{Tl}$ ) was injected in a small vein situated next to that acupoint. To study the possible relationship between the lymphatic pathways and those demonstrated by the radiotracer, the same dose (20 MBq) and volume (0.05ml) of pertechnetate was simultaneously injected at an acupoint and the first interdigital space of the foot. A quantitative study of the previous data was conducted after selecting two mirror regions of identical shape and size on the leg along the Liver meridian (an acupuncture meridian) and similar "background noise regions" outside the pathways.

Sequential study and stimulation studies were conducted as part of quantitative dynamic studies. The goal of the sequential study was to evaluate the speed of radiotracer migration along preferential pathways. In healthy control subjects and patients with unilateral renal pathology, two sodium pertechnetate injections of identical volume and activity were given simultaneously



# Acupuncture Points – Body Map

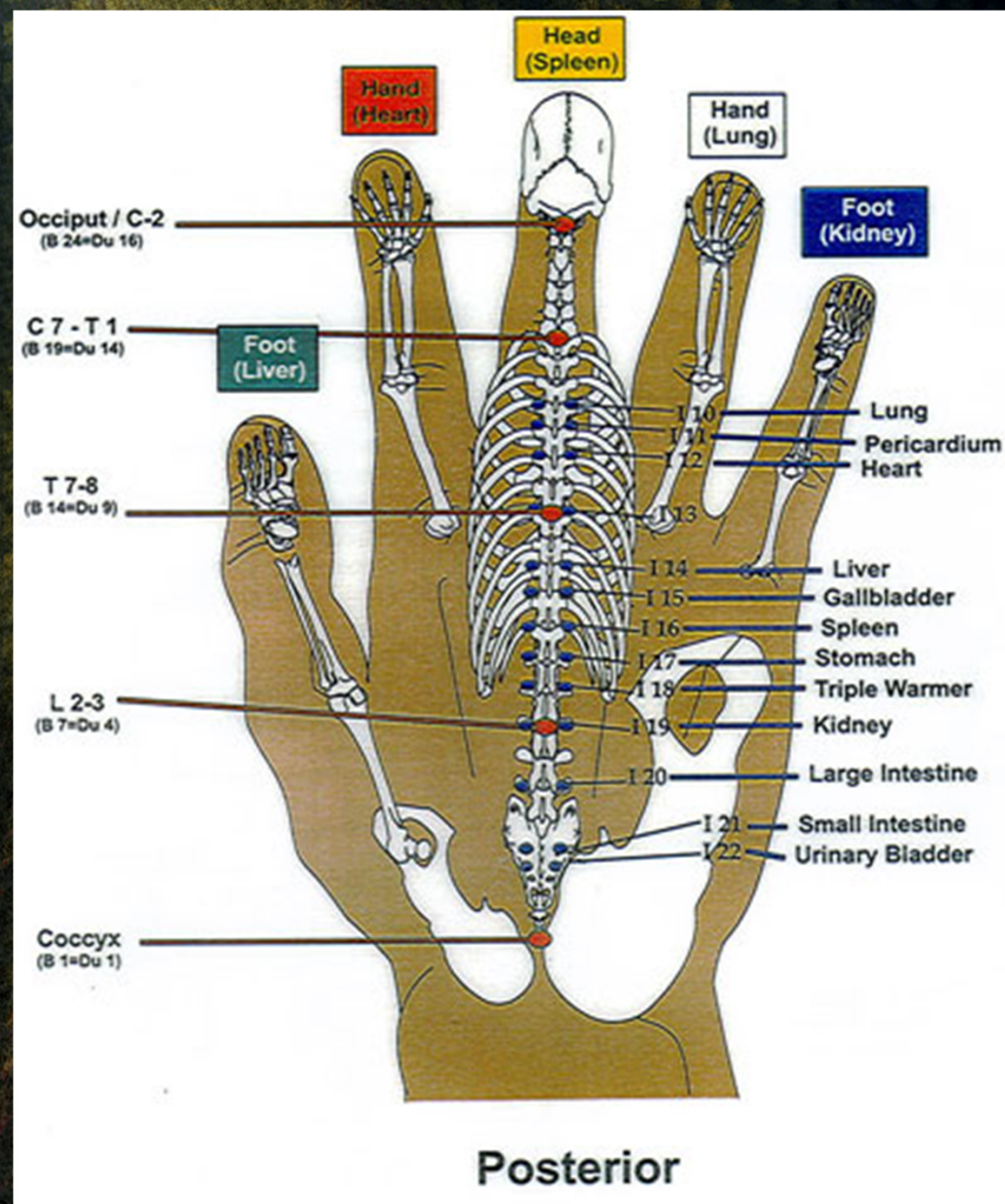
- Use of the meridian system allows for “direct wiring” directly to specific target organs and systems





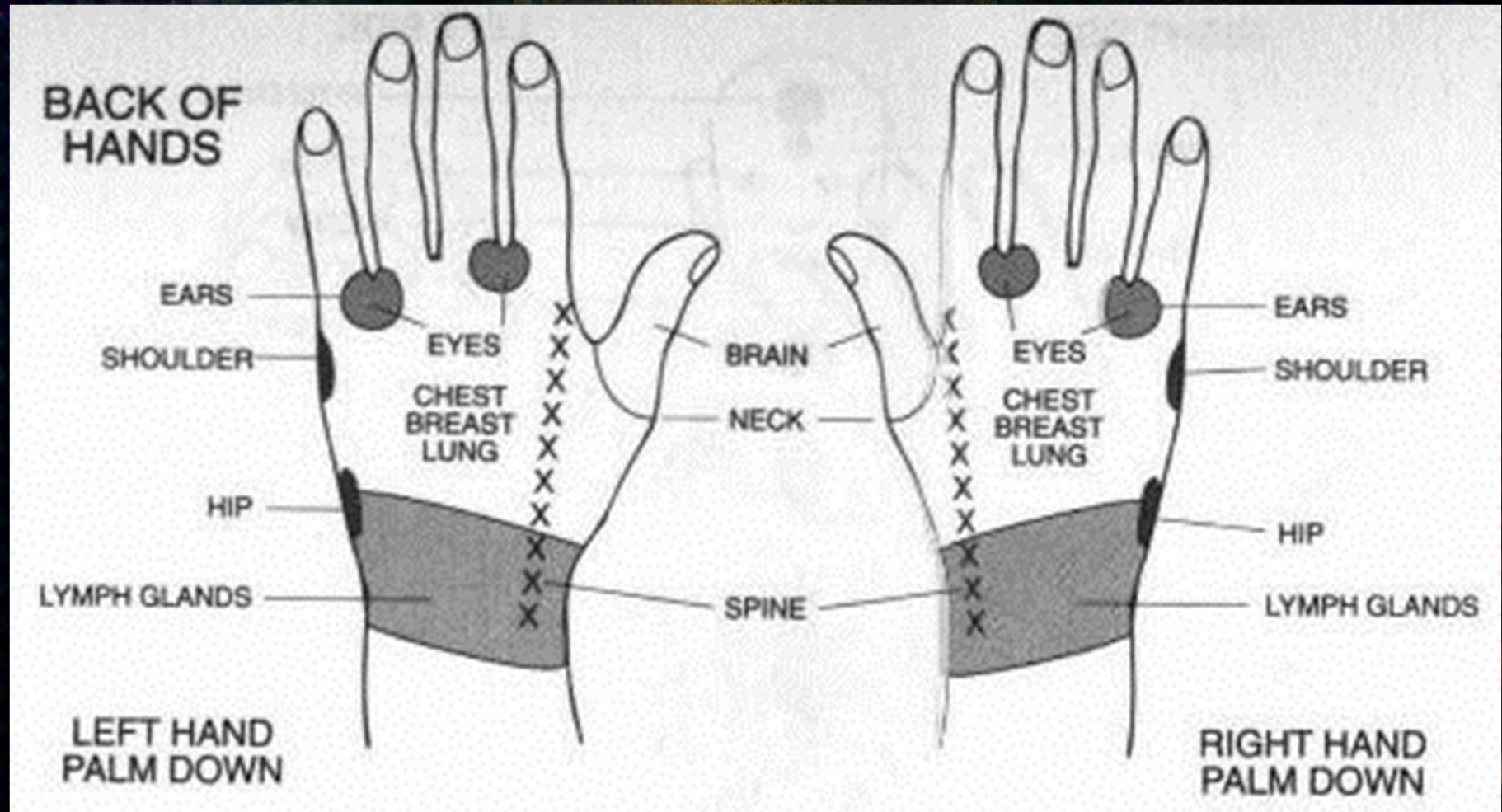
# Acupuncture Points – Body Mapping - Hand

- The general full body is mapped within these “end points”.



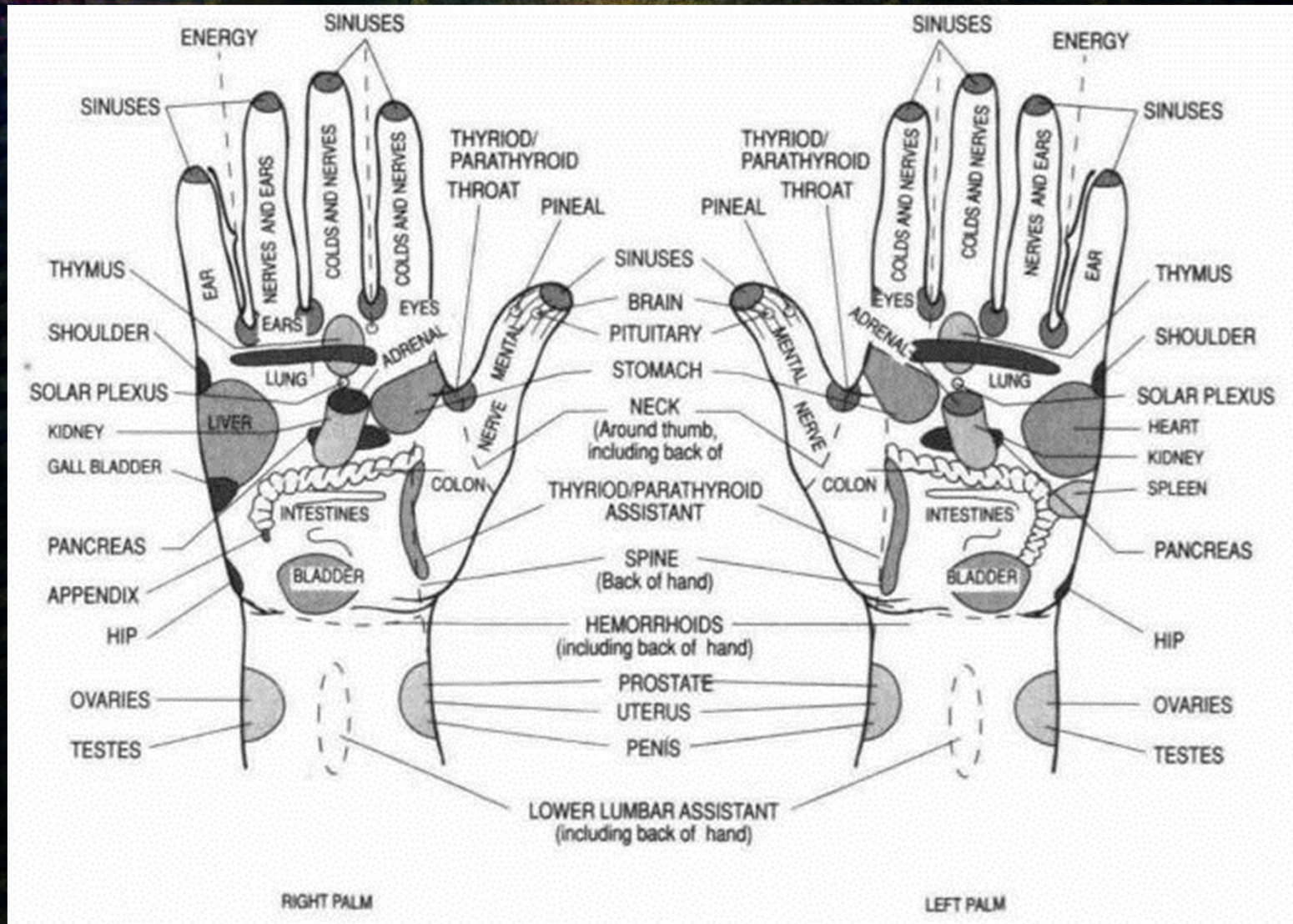


# Acupuncture Points - Hands





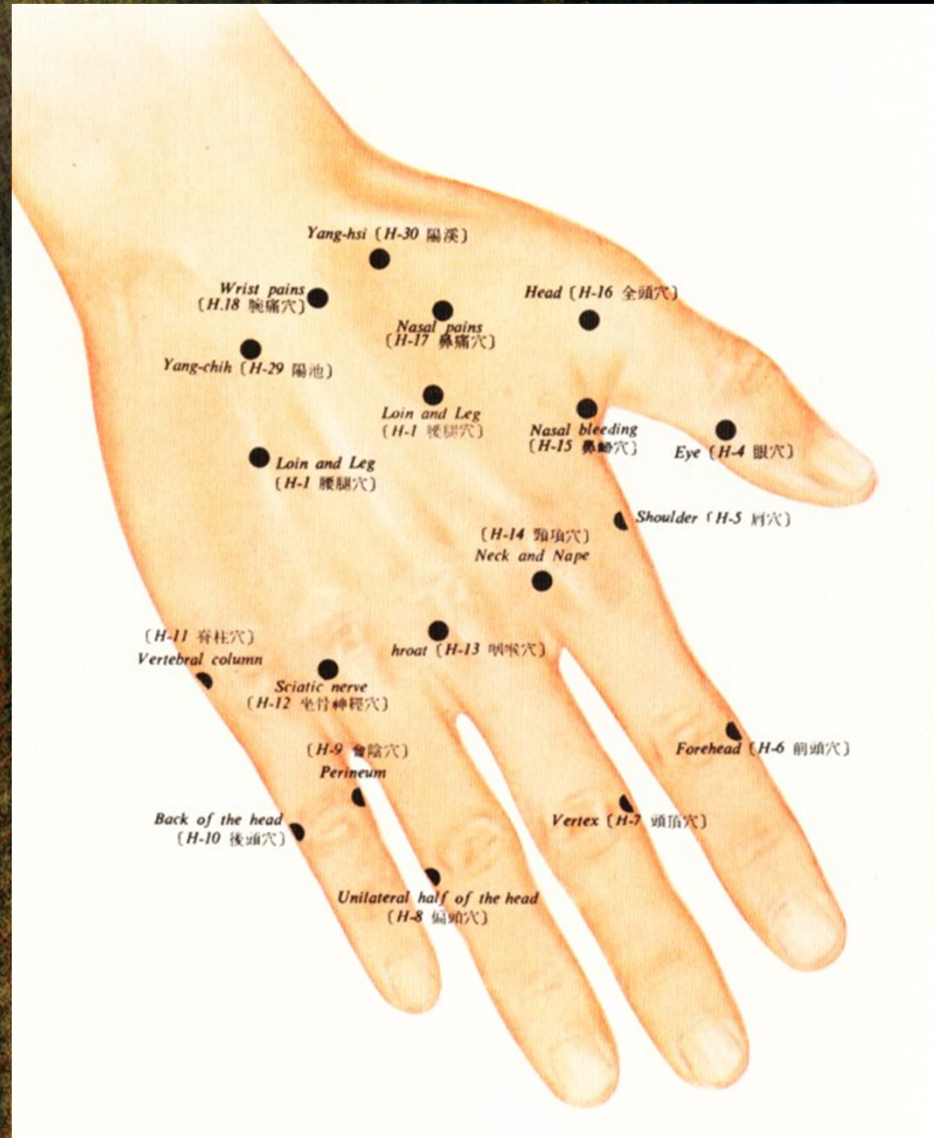
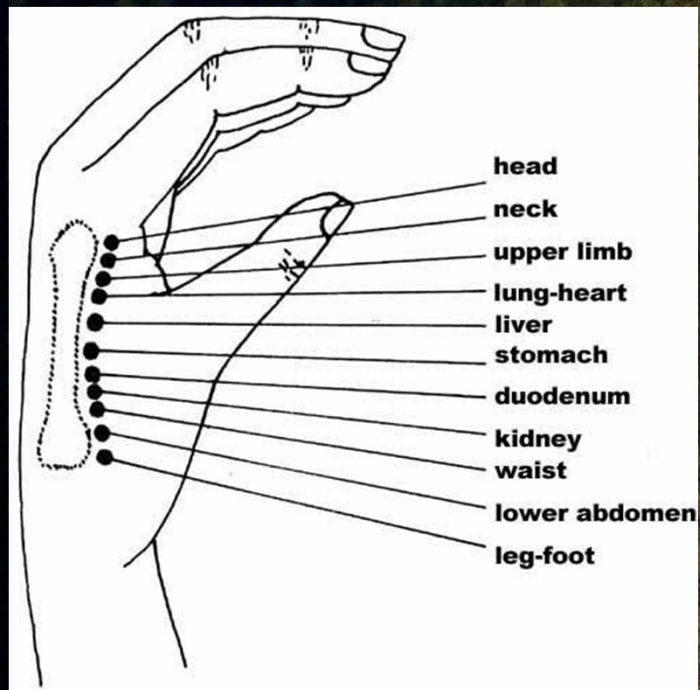
# Acupuncture Points - Hands





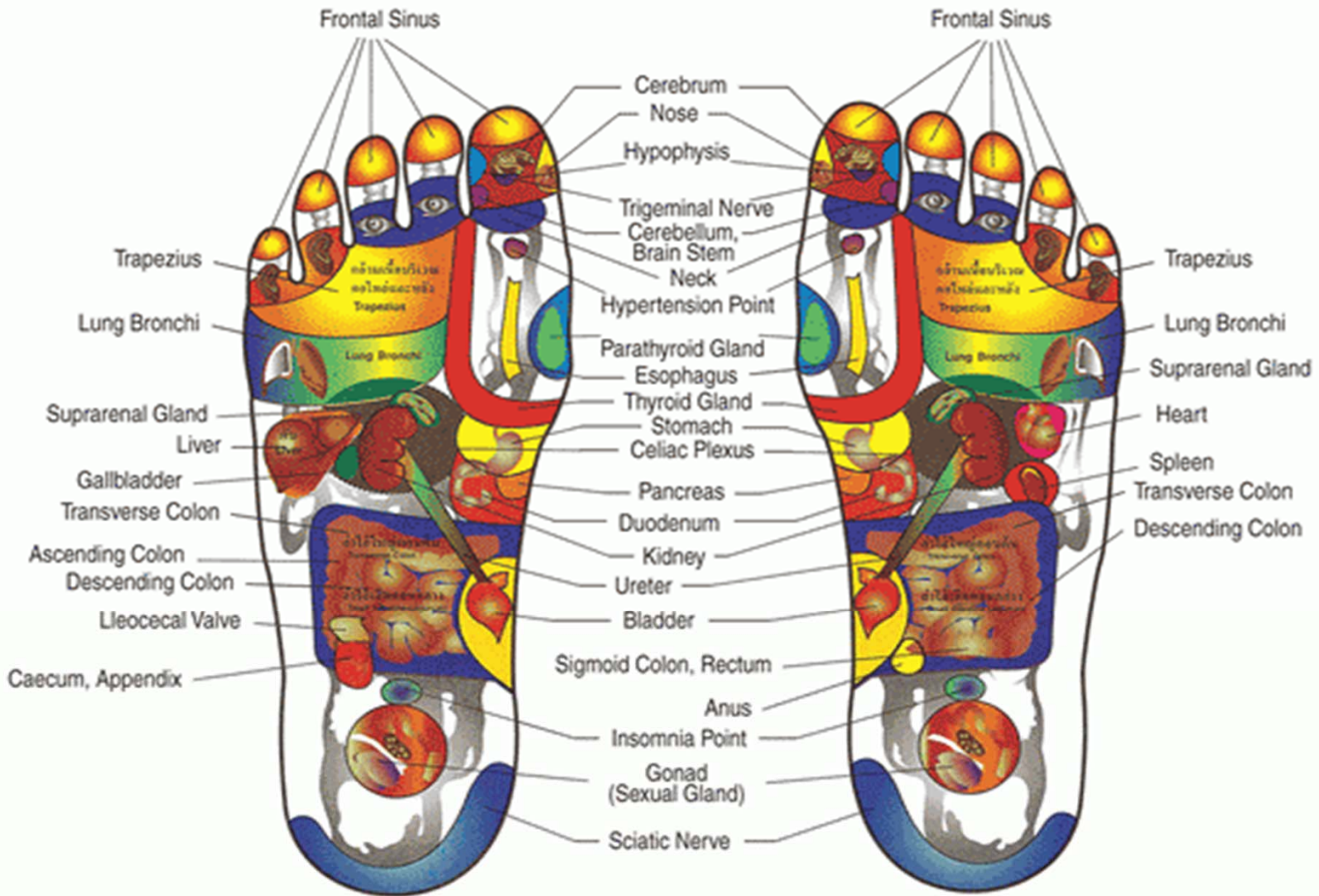
# Acupuncture Points - Hand

- The meridian system has been mapped using conventional nuclear tracing techniques.





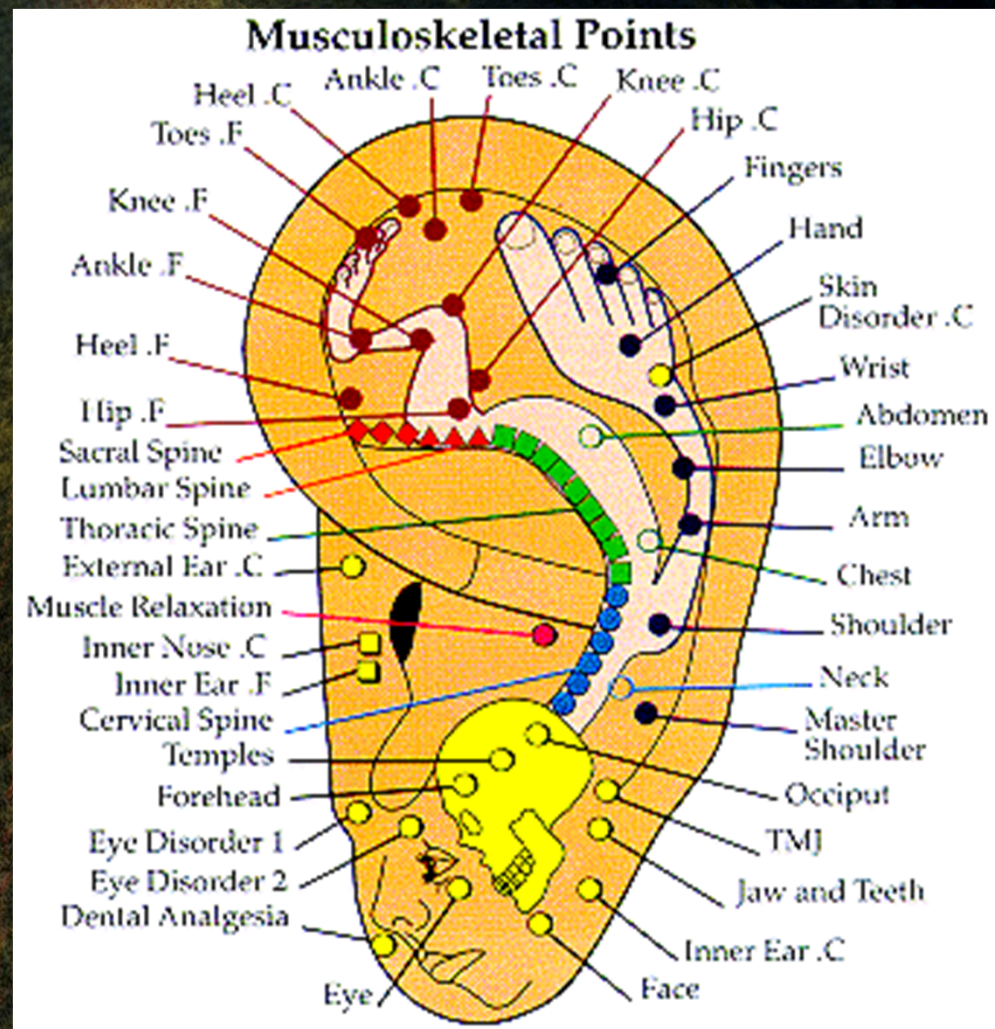
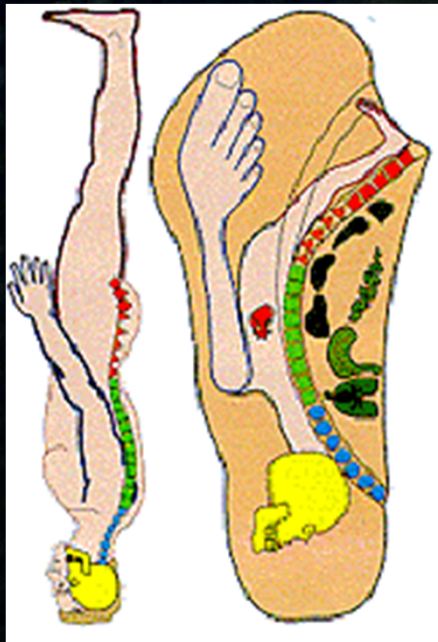
# Acupuncture Points - Feet





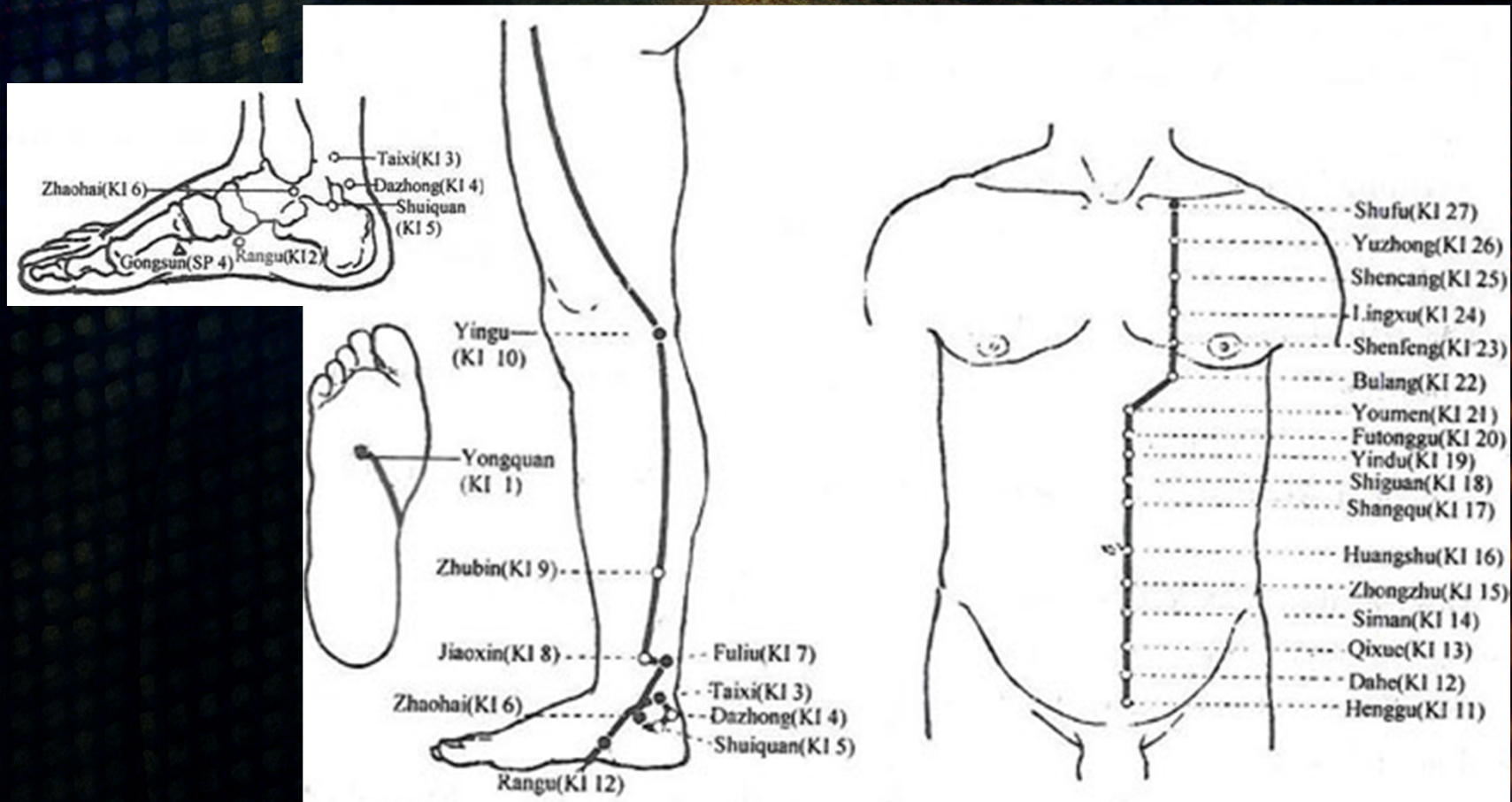
# Acupuncture Mapping - Hologram

- PFG Electrode placement is **NOT recommended** on the Head or Ears but MAY be utilized for PPLED and Plasma application





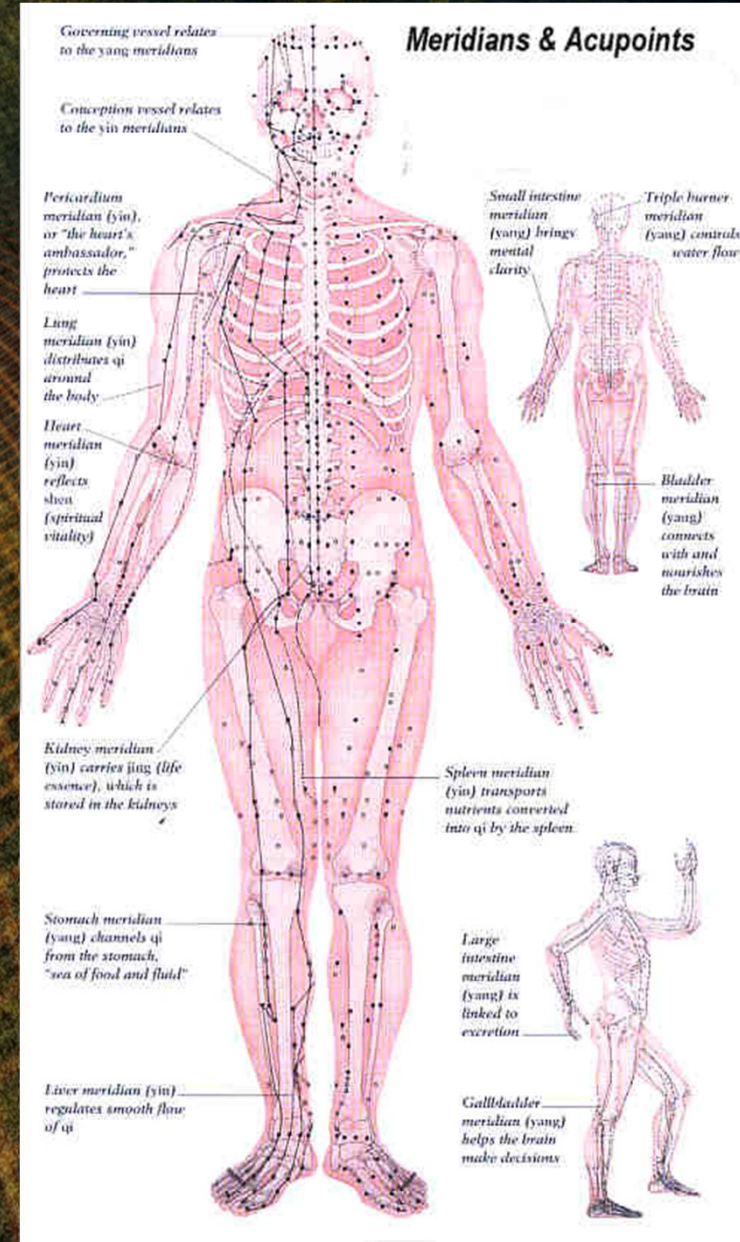
# Acupuncture Points - Kidney





# Acupuncture Points

- Detailed books and charts are available but simply knowing and utilizing a few of the major connection points can greatly enhance the usability and effectiveness of any of Pulsed Technologies devices.





# Hand or Foot Bath

- The indirect distributed contact via heavily salted conductive water provides simultaneous conductivity through all meridian points.





# Electrode Connection



- An ideal operating position ... note conventional adhesive electrode on wrist becomes the other end of the circuit
- Theoretically, the path will be from the immerseable electrode, through the water to each of the acupuncture meridian points on the feet, then on through each of the key corresponding organs via the meridian system, with the final destination being the conventional electrode.



# Frequency Validation

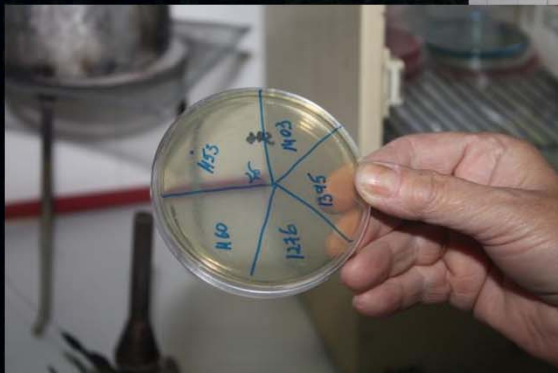
- Accurate Frequency Validations will help in the determination of more effective and workable protocols.





# Frequency Validation

- Methodical exposure, culturing, and evaluation is required in a safe and certified environment





# Frequency Validation

- Significant documentation, protocol development, and simple but logical nutritional support assessments can be made and shared once frequencies are biologically validated

23485	Excellent	31724	Very good
51155	.	31725	.
51156	.	33060	.
53940	.	46980	.
58914	.	50460	.
58916	.	54404	.
88740	.	54405	.
23484	.	55250	.
57420	.	55251	.
99180	.	60900	.
8146	.	64380	.
22620	.	67860	.
29580	Very good	78300	Good

From good to marginal in order: 10125, 15660, 20925, 26100, 29250, 59740



Organ Support \* (see important note)

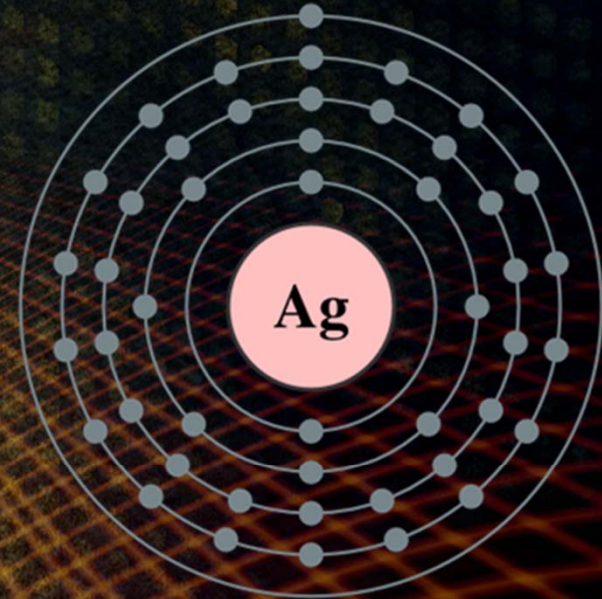
23958, 24354, 28251, 29766, 32121, 32670, 36735, 38281, 44506, 44583, 45549, 45738, 54531, 56133, 56376, 57519, 58806, 63336, 67977, 71874, 84942, 86394, 87000, 89298





# ICS


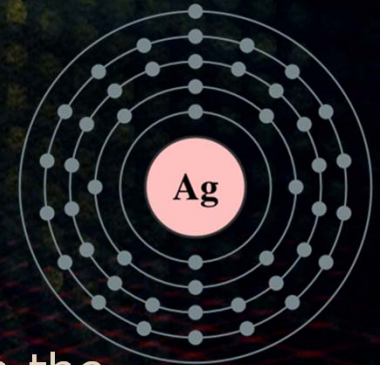
- Colloidal Silver itself is known to act as a catalyst by deactivating the enzyme one-cell bacteria, fungi, and simple microorganism utilize for oxygen metabolism.
- This is accomplished by attaching to the cell membrane of the bacterium, fungi, virus or organism preventing the oxygen metabolism enzyme form essentially "breathing" ... in simplistic terms suffocating the pathogen to death.
- This can only occur if the atomic cluster size is small enough to physically attach to the microscopic enzyme receptor structures. **(MOST of the typical self-manufactured solutions do NOT fall into this category)**





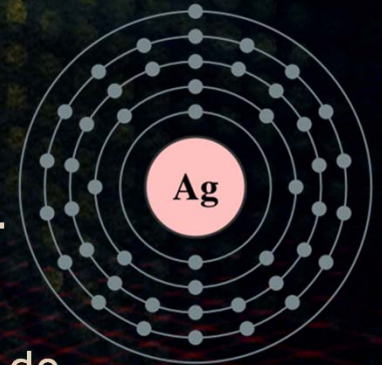
# ICS – Tyndall Cone

- This “laser test” is probably the most often recommended by and for novice experimenters because it can be easily visualized. A “typical novice” colloidal solution will indicate a distinct beam through the solution while simple distilled water will not.
- You are actually viewing the reflections from the silver particles in solution. This effect is called the “Tyndall Effect” or Tyndall Cone
- The reflected beam to cause this visual effect mandates the silver particles to be of significant size, actually much larger than desired to bring about desired biological effects. **An ideal solution will show little or NO Tyndall Effect** but will still record substantial silver levels in both simple and complex laboratory tests.





# ICS - PPM



- *PPM* of colloidal silver needs to be understood in its entirety.
- PPM means *parts per million*. By definition 1 PPM is 1 milligram of silver deposited in 1 liter of water (1,000 ml).
- If one were to ingest that 1 mg. piece of silver, it would not do much good. If you were to divide that 1 mg. into 1,000,000 particles of silver, it would then have much more efficacy because it takes one particle of silver to disable 1 pathogen.
- The silver is now 1,000,000 times better than 1 piece of silver even though by definition it is still only 1 PPM.
- If one were to further divide the 1 mg piece of silver into 100,000,000 particles, it would be very beneficial indeed. And so as the silver is more finely divided the PPM by definition remains the same.
- So, what really counts is not how many PPM the silver is but how many particles the silver has been divided into.
- That is why it isn't necessary to have high PPM but it *is* important to divide the silver as finely as possible.
- It is not better to try to take high PPM colloidal silver but to take colloidal silver that is properly made.
- If you think more silver is necessary, just take more of better made, low PPM colloidal silver



The background of the slide is a complex abstract design. It features a dark, textured grid pattern that covers most of the area. Overlaid on this grid is a large, light-colored semi-circle that is centered horizontally. The semi-circle has a subtle gradient and appears to be a window or a lens. The overall color palette is dark, with shades of blue, black, and grey, accented with some lighter, almost white, areas within the semi-circle and the grid.

# The Possibilities

Pulsed Technologies



# Dr. HM

- Basalioma (thigh, age 50)
- Nine 5 minute treatments over 6 weeks



- Traditional surgical treatment scar





# Supraclavicular Metastasis of a Malignant Teratoma on the Neck

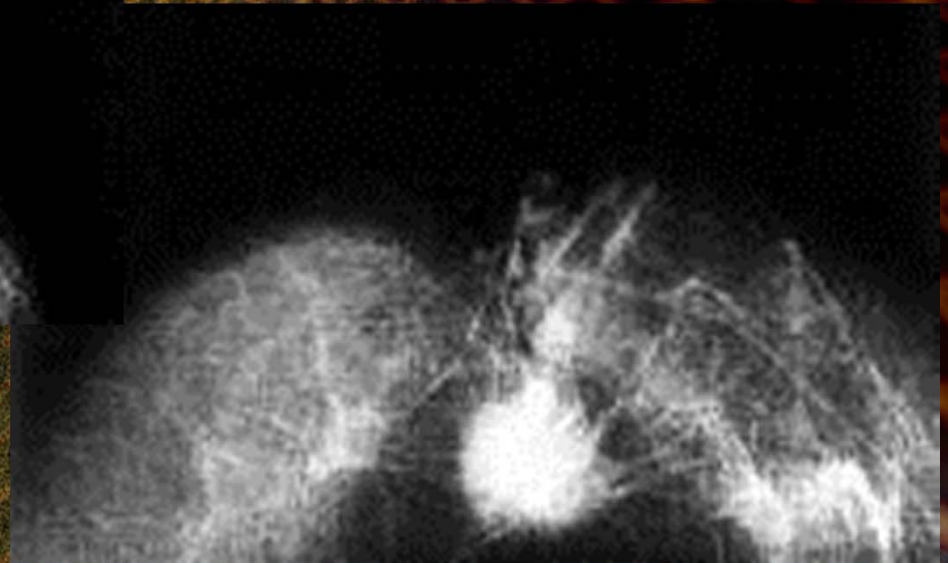
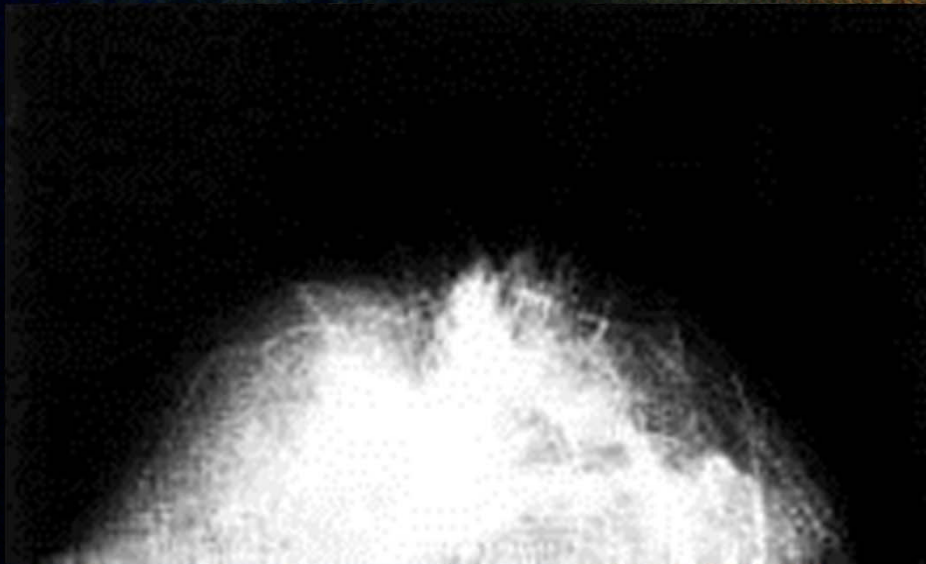
- Before first of 5 treatments
- At 3<sup>rd</sup> treatment
- Patient is without symptoms after 5 treatments





# Carcinoma, Breast

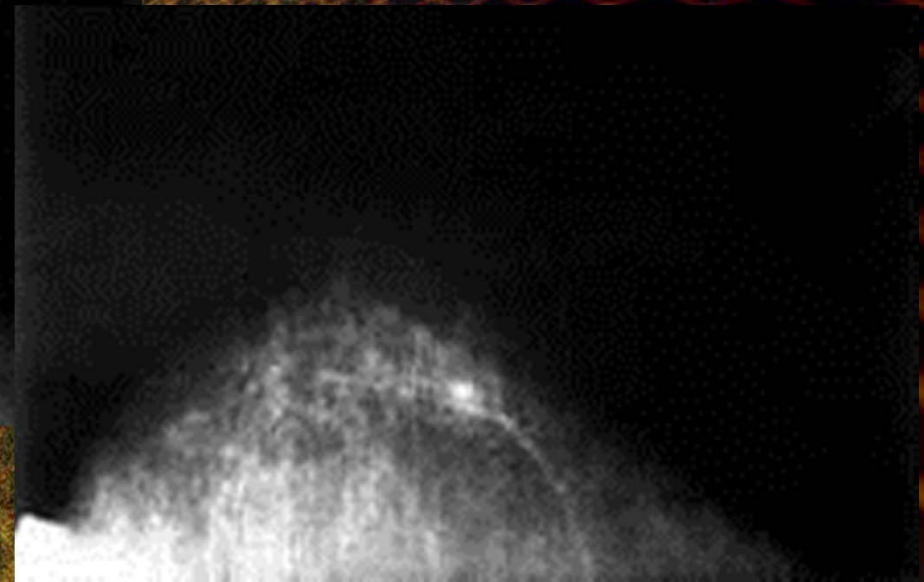
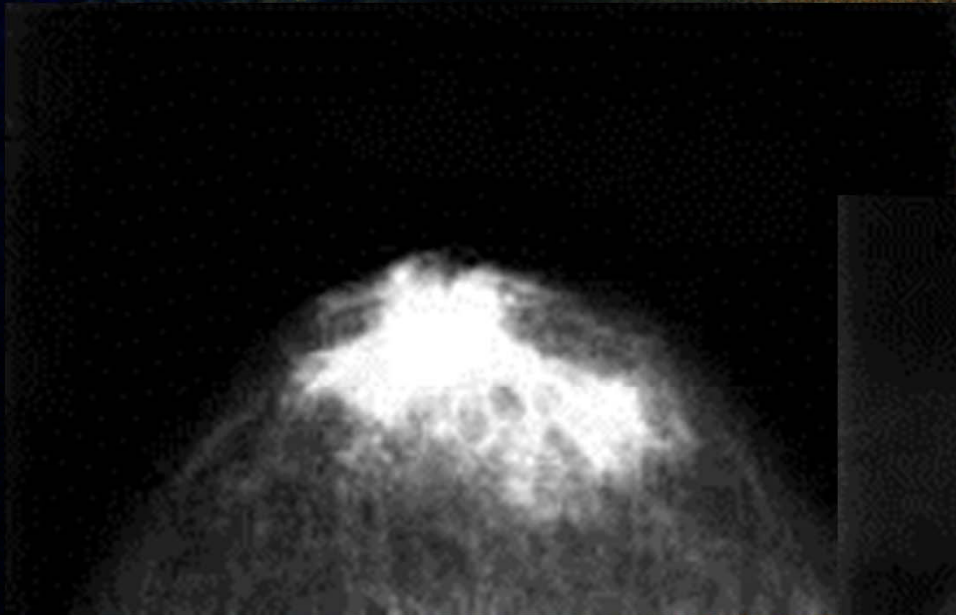
- Tumor Diameter – 3,6cm





# Carcinoma, Breast

- Szirrhotic Carcinoma of the Breast



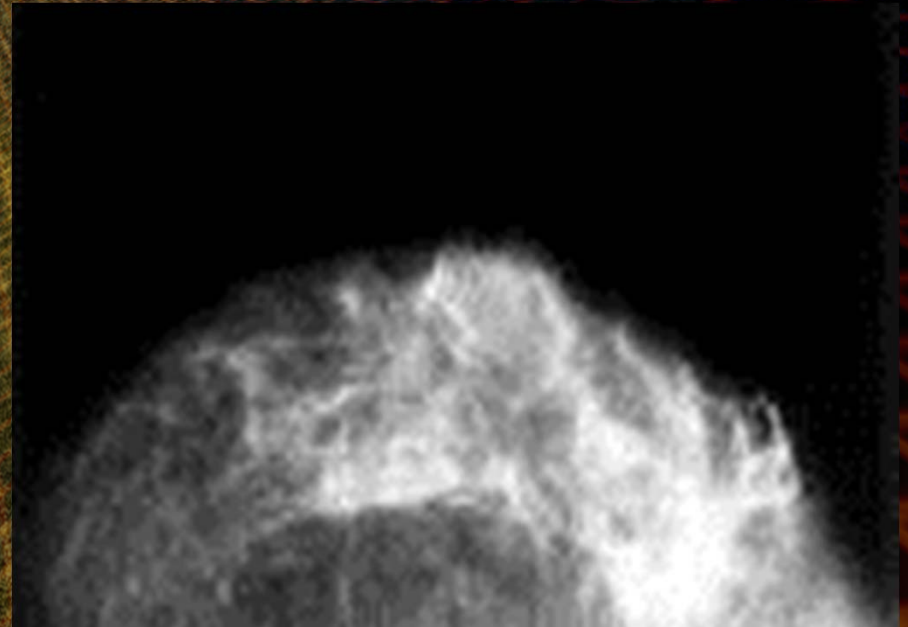
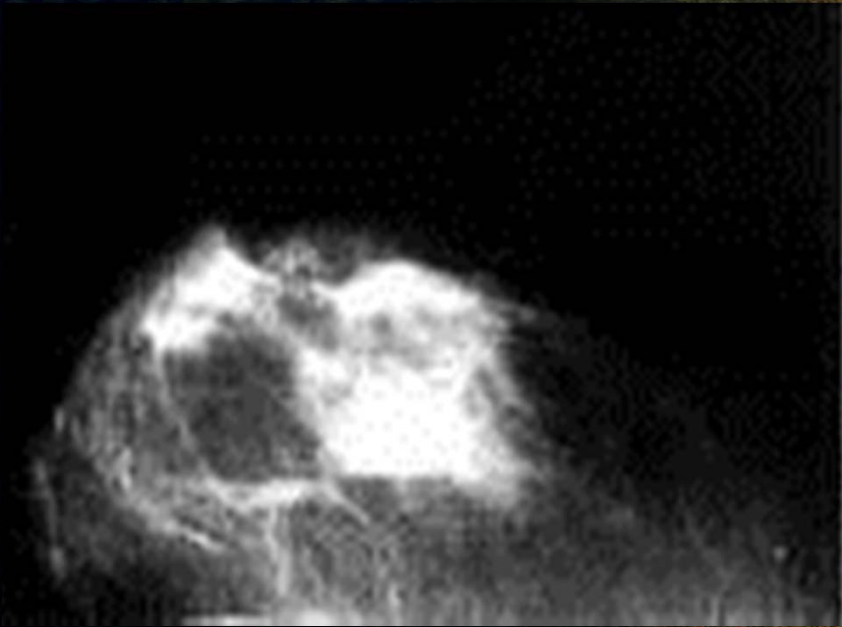
- Complete Healing after One Year



# Szirrhotic Brest Cancer

- BEFORE

AFTER



- In addition to the size reduction, a normalization of all tumor parameters occurs.



# Imprinted CS Water

The suffering plant has exhibited explosive regeneration and phenomenal new growth with simply the application of imprinted/energized (likely restructured) water/CS media in this simple experiment by Daniel Drake



< Before

After >





# Phenomenal New Growth



[www.PulsedTechnologies.com](http://www.PulsedTechnologies.com) [www.PulsedTech.RO](http://www.PulsedTech.RO)




# Life Extension

The choices are yours

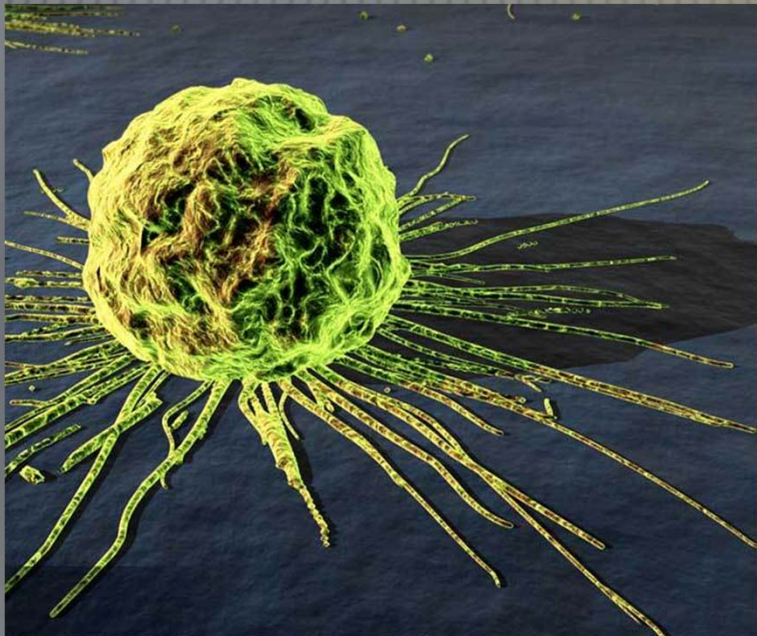
- **Raw Foods** = substances for rapid cell repair
- **Supplemental Energy** = more efficient metabolism and internal communications
- **Target Pathogens** = get rid of the physical/chemical drain on YOUR bodily resources














# CANCER

Pulsed Technologies
















# LYME

Pulsed Technologies















# AUTISM

Pulsed Technologies















# ALZHEIMER

Pulsed Technologies















# SLEEP

Pulsed Technologies













**CONTACT**





***PULSED TECHNOLOGIES***

# The Science of Bioenergetic & Bioelectric Technologies

and other Resonant Frequency Concepts

**PART 6 – OTHER USES, INFO EXCHANGE & CONTACT**

Jimmie L. Holman & Paul V. Dorneanu







***PULSED TECHNOLOGIES***

# The Science of Bioenergetic & Bioelectric Technologies

and other Resonant Frequency Concepts

**PART 6 – OTHER USES, INFO EXCHANGE & CONTACT**

Paul V. Dorneanu & Jimmie L. Holman





# Other Uses of the Technology

- Chemical and Molecular Engineering
- Industry and Manufacturing
- Water Purification / Decontamination
- Home & Building Restoration
- Archeology / Bio-Safety
- Art & Historical Preservation
- Aerodynamics / Propulsion
- Agriculture
- Food Processing
- Environmental
- Health and Wellness
- Electronic Drug Delivery Enhancement
- Signal/Sensing Masking (Stealth)
- Phase Conjugation
- Energy Enhancement
- Nuclear Waste Remediation



# What is the Difference?

- Documents, Fine Artwork, or even Building Restoration still follows the same laws of physics in the way biological subjects react.






# Arthur Schopenhauer

All truth passes through three stages:

- First it is **ridiculed**;
- Second, it is violently **opposed**; and
- Third, it is **accepted** as self-evident



*Arthur Schopenhauer  
(1788-1860)*





# The RX (Research eXchange)

<http://PulsedTech.RO/rx>

[www.PulsedTechnologies.com](http://www.PulsedTechnologies.com) [www.PulsedTech.RO](http://www.PulsedTech.RO)



# Validation & Exchange of Info

- Admittedly at least some of the content may be construed of a medical nature, and for that reason we have allied ourselves with countries who have less restrictive laws and environments for the free disclosure of certain information





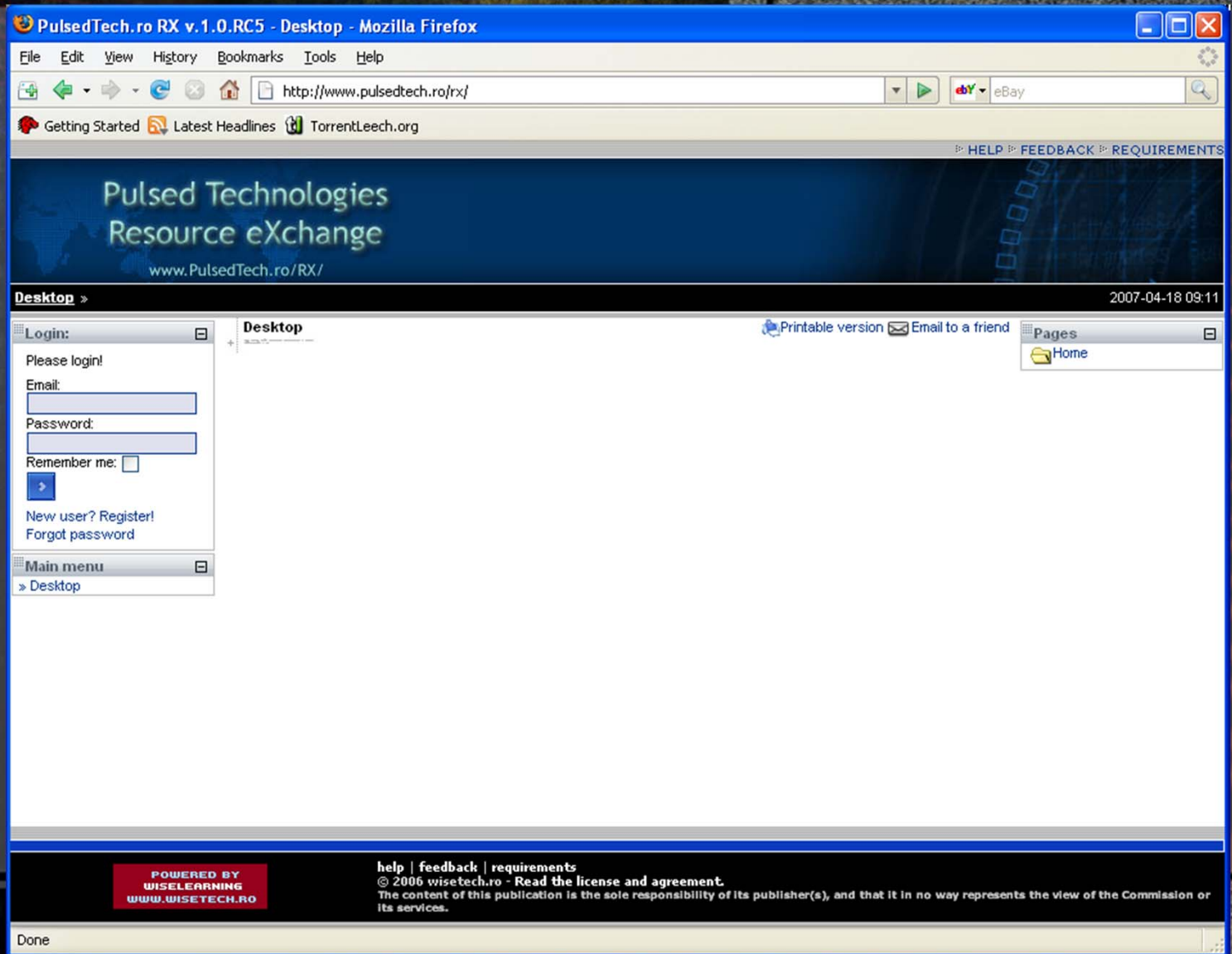
# The Research eXchange RX

- The RX website is a closed website but available to serious researchers and qualified researchers investigating various aspects of pulsed plasma and pulsed micro current technologies
- The RX website is located and administered in Bucharest, Romania and had a business fiber optic connection to the internet allowing instant access
- The RX website is home to an every growing private list of accessible and developing protocols of specialized information

***<http://www.PulsedTech.RO/rx>***



# Research/Resource eXchange



[www.PulsedTechnologies.com](http://www.PulsedTechnologies.com) [www.PulsedTech.RO](http://www.PulsedTech.RO)



- Group or informal sessions may be assisted with the available generic forms provided for monitoring and accountability

www.PulsedTechnologies.com www.PulsedTech.RO



# Contact Us

Pulsed Technologies



[www.PulsedTechnologies.com](http://www.PulsedTechnologies.com) [www.PulsedTech.RO](http://www.PulsedTech.RO)



# Contact Info



For product information,  
please call

**Mr. Paul Dorneanu**  
*paul@PulsedTech.com*

or **Mr. Jimmie Holman**  
*jimmie@PulsedTech.com*



## **Dallas, TX, USA**

214-453-0095, 800-801-4798 (sales and product info)  
214-453-0066, 800-857-8146 (technical info)  
214-960-5550, 888-669-1398 (Research/Engineering)

## **London, UK**

44-208-002-9048

## **Bucharest, Romania**

40-314-057-985



[www.PulsedTechnologies.com](http://www.PulsedTechnologies.com)  
[www.PulsedTech.RO](http://www.PulsedTech.RO)



# ***PULSED TECHNOLOGIES***



[www.pulsedtech.com](http://www.pulsedtech.com)

[www.pulsedtech.ro](http://www.pulsedtech.ro)

[www.pulsedtechnologies.com](http://www.pulsedtechnologies.com)



# *Thank You for Attending*

We sincerely hope you enjoyed this presentation




**PULSED TECHNOLOGIES**

[www.PulsedTechnologies.com](http://www.PulsedTechnologies.com) [www.PulsedTech.RO](http://www.PulsedTech.RO)





***PULSED TECHNOLOGIES***



[www.PulsedTechnologies.com](http://www.PulsedTechnologies.com) [www.PulsedTech.RO](http://www.PulsedTech.RO)



The background of the slide features a dark, textured grid pattern. A large, light-colored semi-circle is centered horizontally, spanning across the middle section. The top and bottom sections of the slide have a more complex, abstract pattern with red and yellow lines intersecting the grid.

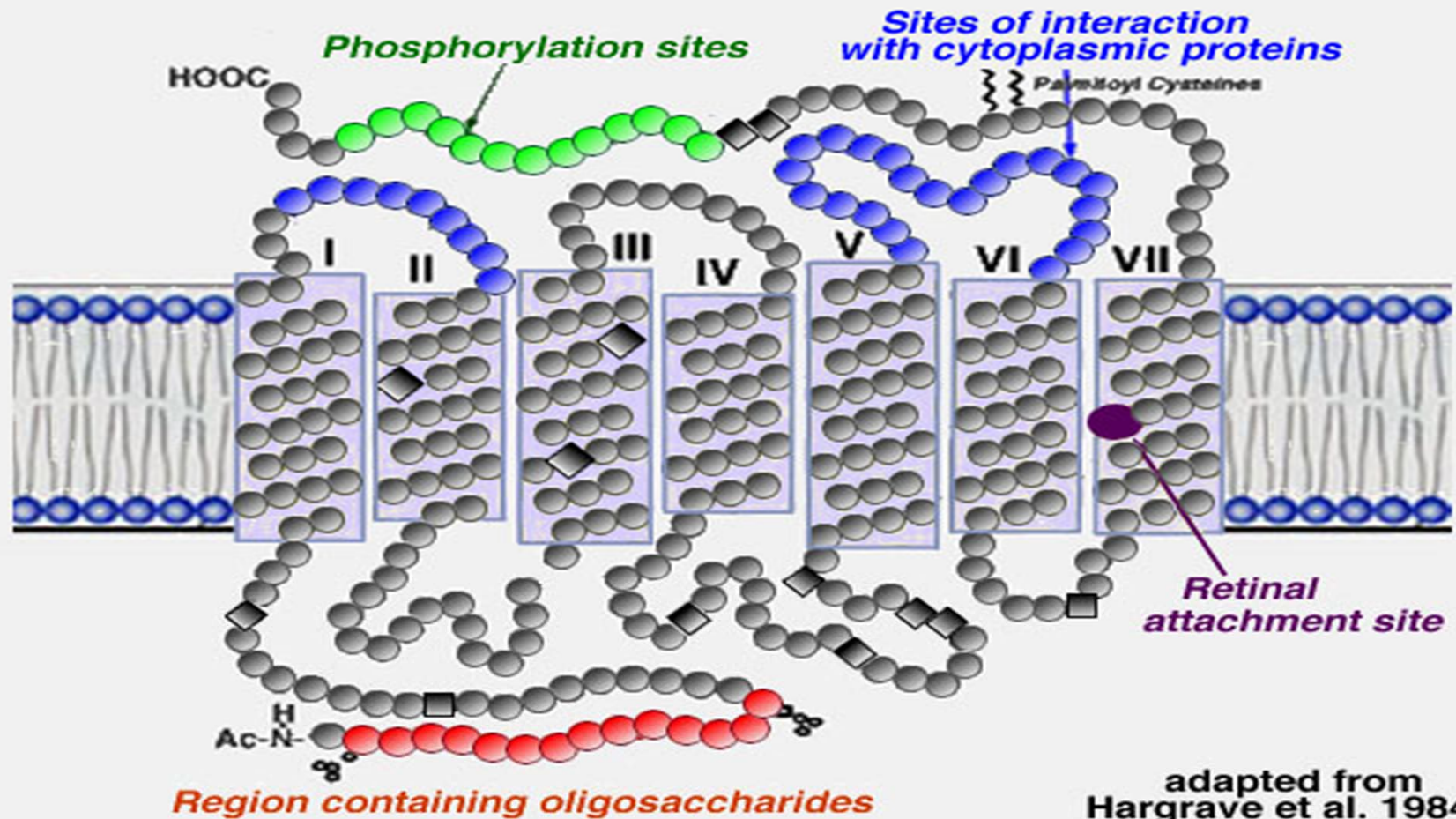
# Resources & References

Pulsed Technologies

[www.PulsedTechnologies.com](http://www.PulsedTechnologies.com) [www.PulsedTech.RO](http://www.PulsedTech.RO)



# Membrane Interaction Sites



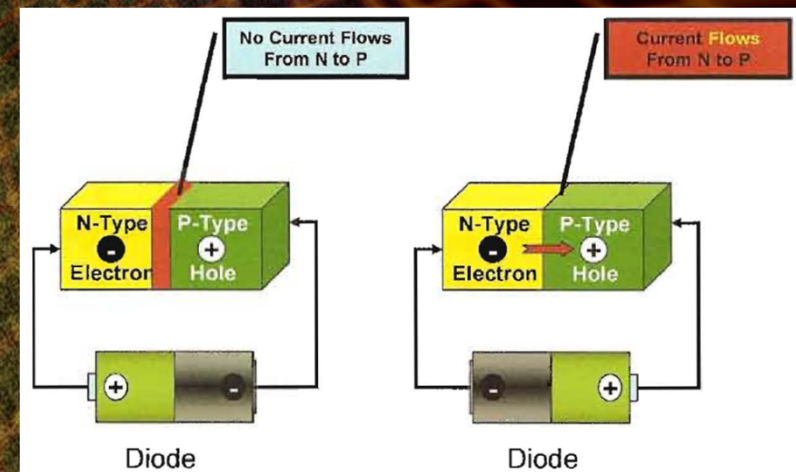
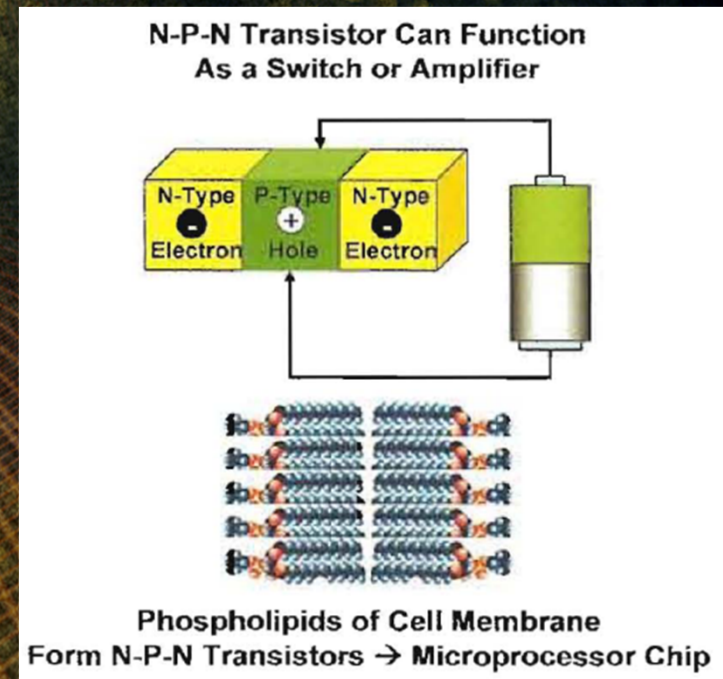
adapted from  
Hargrave et al. 1984  
Plantanida, 1991



# Title

- Page 92
- Page 134
- Page 246
- 352 body electric – cancer
- 327
- 355 Junk DNA - IMPORTANT
- 366 cellular switches

[insert photo/drawing]





# Basic Equipment Types

- Simple **CONTACT**
- **EMEM** (high voltage/low current)
- **Bare-Rife** (RF high current / low voltage)
- **Hybrids** and highly developed versions of the categories

*Note: ALL items show here represent early developments of Holman & Dorneanu's work and does NOT necessarily represent their current state-or-the-art*







Jimmie L. Holman & Paul V. Dorneanu